REPUBLIC OF GHANA



NKWANTA NORTH DISTRICT ASSEMBLY (NNDA)

2022-2025 DISTRICT MEDIUM TERM DEVELOPMENT PLAN

(2022-2025 MTDP)

AUGUST 2021

Table of Contents

Table of Contents ii

LIST OF ABREVIATIONS AND ACRONYMS viii

FOREWORD xi

EXECUTIVE SUMMARY xiii

Background xiii

Vision Statement xiv

Mission Statement xv

Functions of the Assembly xv

Participatory Approaches Used xv

1.6 Scope and Directions of 2022-2025 Development Programmes and Projects xvi

1.7 Implementation Cost and Main Sources of Funding xvi

CHAPTER ONE ..... - 1 -

1.0 SITUATIONAL ANALYSIS ..... - 1 -

1.1.1 Performance Review ..... - 2 -

Table 1.1.1: Performance Review of Development Programmes (2018 - 2021) ..... - 2 -

1.1.2 Financial Performance ..... - 8 -

1.1.2.1 Revenue ..... - 8 -

Table 1.1.3: Annual Details of Financial Performance (2018 -2021) ..... - 10 -

1.1.2.2 Revenue and Expenditure Analysis ..... - 11 -

1.2.1 Historical Background ..... - 11 -

1.2.2 Institutional Capacity Needs ..... - 11 -

Figure 1.2.3 Organogram of the District Assembly ..... - 13 -

1.3.1. Location and Size ..... - 13 -
1.3.2. Climate: ..... - 14 -
1.3.3. Vegetation: ..... - 15 -
1.3.4. Relief ..... - 15 -
1.3.5. Drainage ..... - 15 -
1.3.6. Topography ..... - 15 -
1.3.7. Soil ..... - 15 -
1.3.9 Water Security ..... - 16 -
1.3.10. Climate Change Related Vulnerability Issues ..... - 17 -
1.3.11 Environmental Degradation ..... - 17 -
1.5.1.1: distribution of educational score by Districts ..... - 20 -
Figure: 1.5.1.2: Public and Private Schools Distribution in the District ..... - 23 -
1.5.1.2: Distribution of standard classrooms in schools ..... - 23 -
Table: 1.5.1.2: Distribution of standard classrooms in KG, Primary and Junior High Schools . - 23 -
It can be deduced from the table and the chart that the District is deficit of 62.25% of classrooms for effective and quality teaching and learning to take place. Many of the schools are learning under sub -standard structures in the District. ..... - 24 -
Figure 1.5.1.3: Distribution of standard classrooms in KG, Primary and Junior High School ..... - 24 -
Table 1.5.1.3 Schools Enrolments and Number of Teachers in Schools ..... - 24 -
1.5.1.3 Trained and Untrained Teachers in the District ..... - 25 -
Figure 1.5.1.3: Trained and Untrained Teachers in the District ..... - 25 -
1.5.1.5: BECE Pass Rate ..... - 26 -
Figure 1.5.1.5: BECE Pass rate ..... - 26 -
1.5.2 Health ..... - 27 -
1.5.2. 1 Health and Nutrition ..... - 27 -
Table 1.5.2.1 District Health Facilities ..... - 27 -
The Health situation is not improving in the District as indicated in the table shown below: ..... - 28 -
1.5.2.2: Staffing ..... - 28 -
Table 1.5.2.2 Staffing Situation at District Health Department ..... - 28 -
Table 1.5.2.3: Number Of Health Facilities In The District 30

1.5.3: Child Protection, Family Cases and Management 31
1.5.6: Gender Equity Issues 35
1.5.7: The Biological Role of Women 35
1.5.9: Culture 37
CHAPTER TWO 43
2.0 SUMMARY OF KEY DEVELOPMENT ISSUES 43
Table 2.1: Summary of key development issues 43
CHAPTER THREE 48
3.0 DEVELOPMENT PROJECTIONS, GOALS, OBJECTIVES AND STRATEGIES 48
3.1 Introduction 48
3.2 Development Projections 48
3.2.1 Population Projection 48
Table 3.2.1.1: 2022 -2025 Population Projections of the District 49
Figure 3.2.1.2: 2022-2025 Population Projections Dynamics 49
Table 3.2.1.3: Population Age and Sex Projection for 2022-2025 50
3.2.2 Infrastructure Needs Projection 50
3.2.3 Social Development Projections 50
3.2.4: Water Needs Projections 55
Table 3.2.4: Showing Planning Standard for the Provision of Water Facilities 55
3.2.5 Sanitation 56
3.2.6: Telecommunication Network 56
3.2.7 District Security Needs Projections 56
Table 3.2.7: Projections for Police Stations 56
3.2.8: Revenue Projections 57
Table 3.2.8: Showing Projection of Major Sources of financial resources to the Assembly 57
3.2.9 District Development Goals, Objectives and Strategies 57
CHAPTER FOUR 96

4.0 COMPOSITE DEVELOPMENT PROGRAMMES 96

4.1 Introduction 96

4.2 Programmes of Action (PoA) 2022-2025 96

4.3 Assumptions and Methodologies for Costing 96

Table 4.4: 2022-2025 Programme of Actions (PoA) 98

4.4.1: Economic Development 98

4.4.2: Social Development 100

4.4.3: Environment, Infrastructure And Human Settlements 107

4.4.4: Governance, Corruption And Public Accountability 110

4.4.5: Emergency Planning And Response (Including Covid-19 Recovery Plan) 112

4.4.6: Implementation, Coordination, Monitoring And Evaluation 113

Table 4.5: Programme financing 115

CHAPTER FIVE 116

5.0 ANNUAL ACTION PLANS (2022-2025) 116

5.1 2022 ANNUAL ACTION PLAN 116

Table 5.1.1: Economic Development 116

5.1.2-: Social Services 130

5.1.3: Environmental, Infrastructure and Human Settlements 152

5.1.4: Governance, Corruption and Public Accountability 159

Table 5.2: 2023 ANNUAL ACTION PLAN (2023 AAP) 169

5.2.1: Economic Development 169

5.2.2: Social Development 182

5.2.3: Environment, Infrastructure and Human Settlements 206

5.2.4: Governance, Corruption and Public Accountability 213

Table 5.3: Annual Action Plan (AAP) 2024 223

5.3.1: Development Dimension 223

5.3.2: Social Development 236

5.3.3: Environment, Infrastructure and Human Settlements 260

5.3.4: Governance, Corruption and Public Accountability 268
Table 5.4: ANNUAL ACTION PLAN (AAP) 2025 277
5.4.1: Economic Dimension 277
5.4.2: Social Dimension 291
Table 5.4.3: Environment, Infrastructure and Human Settlements 315
5.4.4: Governance, Corruption and Public Accountability 322
5.5.1: Economic Dimension 332
5.3.2: Social Development 336
5.3.3: Environment, Infrastructure and Human Settlements 348
5.3.4: Governance, Corruption and Public Accountability 353
Adopted MDAs Goal(s):Maintain a stable, united and safe society 353
5.3.5: Ghana and The International Community 355
CHAPTER SIX 356
6.0 MONITORING AND EVALUATION ARRANGEMENTS 356
6.1: Introduction 356
6.2: Stakeholders 356
6.2.1: List of Identified Stakeholders 356
Table 6.2.1: Showing list of stakeholders and their categorization 356
6. 2.2: Stakeholder Analysis 358
Table 6.2.2: Showing Stakeholder Analysis 358
6. 3 Monitoring Indicators 362
6.3.1 Arrangements for data collection, collation, analysis and use of results 363
6.3.2 Data Collection and Collation 363
6.3.3 Data Analysis and Use 363
6.3.4 Preparation of Monitoring and Evaluation Reports 363
6.3.5 Utilization of Monitoring and Evaluation Reports 363

6.3.6 M&E Calendar **364**

Table: 6.3.6 M&E Calendar **364**

CHAPTER SEVEN **367**

7.0 DISTRICT COMMUNICATION STRATEGY/PLAN **367**

REPORT ON PUBLIC HEARING ON THE DRAFT 2022 -2025 MTDP AT KPASTEC ASSEMBLY HALL FOR ALL THE THREE AREA COUNCILS ON 14TH JULY, 2021 **390**

LIST OF ABREVIATIONS AND ACRONYMS

1D1F	One District One Factory
AAA	Annual Action Plan
ACs	Area Councils
AEA	Agricultural Extension Agent
AFDB	African Development Bank
AIDS	Acquired Immune Deficiency Syndrome
ANC	Ante - Natal Care
ARV	Anti-Retro-Viral
AU	Africa Union
AUTI	Acute Urinary Tract Infection
BECE	Basic Education Certificate Examination
CBE	Community Based Enterprise
CBO	Community Based Organizations
CD	Compact Disk
CD/SW	Community Development and Social Welfare
CHAG	Christian Health Association of Ghana
CHN	Community Health Nurse
CHPS	Community-Based Health Planning Services
CHRAJ	Commission for Human Rights and Administrative Justice
C-IYCF	Community-Infant and Young Child Feeding
CLTS	Community Led Total Sanitation
CMAM	Community Management of Acute Malnutrition
CRS	Catholic Relief Service
CWC	Child Welfare Clinic
CWSA	Community Water and Sanitation Agency
DA	District Assembly
DACF	District Assembly Common Fund
DAO	District Agricultural Officer
DCE	District Chief Executive
DDA	District Department of Agriculture
DDF	District Development Fund
DEO	District Education Officer
DEOC	District Education Oversight Committee
DESSAP	District Environmental Sanitation Strategic Action Plan
DHIMS	District Health Information Management System

DICCS	District Inter-Coordinating Committee on Sanitation
DMTDP	District Medium Team Development Plan
DNO	District Nutrition Officer
DPCU	District Planning and Coordinating Unit
DPHN	District Public Health Nurse
DWSP	District Water and Sanitation Plan
DWST	District water and Sanitation Team
EGDA	East Gonja District Assembly
EHSU	Environmental Health and Sanitation Unit
EMIS	Education Management Information System
ENA	Essential Nutrition Actions
EPA	Environmental Protection Agency
F/P	Family Planning
FLOW	Field Level Operational Wash
FOAT	Functional and Organizational Assessment Tool
GAPS	Good Agronomic Practices
GAR	Gross Admission Rate
GCAP	Ghana Commercial Agricultural Project
GCs - GA	Global Communities – Governance Advisor
GER	Gross Enrolment Rate
GES	Ghana Education Service
GETFund	Ghana Education Trust Fund
GPEG	Global Education Partnership Grant
GPI	Gender Parity Index
GPS	Ghana Police Service
GSGDA	Ghana Shared Growth Development Agenda
GSOP	Ghana Social Opportunities Project
GPSNP	Ghana Productivity Safety Net Project
GTB	Ghana Tourism Board
HIV	Human Immunodeficiency Virus
ICT	Information Communication Technology
IGF	Internal Generated Fund
ISD	Information Service Department
JHS	Junior High School
KG	Kindergarten
LEAP	Livelihood Empowerment Against Poverty
LI	Legislative Instrument

LIPW	Labour Intensive Public Works
LTNDPF	Long Term National Development Plan
M&E	Monitoring and Evaluation
MBU	Municipal Budget Unit
MMDA	Metropolitan, Municipal and District Assemblies
MOE	Ministry of Energy
MOFA	Ministry of Food and Agriculture
MOTI	Ministry of Trade and Industries
MTCTHIV	Mother To Child Transfer of Human Immuno-deficiency Virus
MTDP	Medium Term Development Plan
MTDPF	Medium Term Development Policy Framework
MTN	Mobile Telephone Network
NA	Not Available
NADMO	National Disaster Management Organization
NAR	Net Admission Rate
NBSSI	National Board for Small Scale Industries
NCCE	National Commission for Civic Education
NDPC	National Development Planning Commission
NER	Net Enrollment Rate
NGO	Non-Governmental Organization
NHIS	National Health Insurance Scheme
NMTDPF	National Medium Term Development Policy Framework
NORST	Northern Region Water and Sanitation Project
ODF	Open Defecation Free
OPD	Out Patient Department
PASS	
PCRR	Pupil Class Room Ratio
PHC	Population and Housing Census
PM&E	Participatory Monitoring and Evaluation
POCC	Potential, Opportunities, Constraints and Challenges
PPP	Public Private Partnership
PTA	Parent -Teacher Association
PTR	Pupil Teacher Ratio
PWD	People living With Disabilities
RCC	Regional Coordinating Council
RCH	Reproductive and Child Health

REP	Rural Enterprise Project
RHOC	Regional House of Chiefs
RING	Resiliency In Northern Ghana
SARAR	Self-esteem, Association, Resourceful, Action planning and Responsibility
SDG	Sustainable Development Goals
SFBO	Small Farmers Based Organization
SHS	Senior High School
SMC	School Management Committee
SME	Small and Medium Enterprises
SNV	Netherlands Development Organization
SPIP	School Performance Improvement Plan
SPRING	Strengthening Partnerships, Results, and Innovations in Nutrition Globally
SRWP	Sustainable Rural Water Project
STI	Sexual Transmitted Infections
STWSP	Small Town Water System Project
TLM	Teaching and Learning Materials
TOR	Terms of Reference
UHC	Universal Health Coverage
UNICEF	United Nation International Children Education Fund
URTI	Upper Respiratory Tract Infection
USAID	United States Agency for International Development
UTDBE	Untrained Teachers Diploma in Basic Education
VRA	Volta River Authority
VSLA	Village Savings and Loan Association
WASH	Water, Sanitation and Hygiene
WATSAN	Water and Sanitation
WB	World Bank
WFP	World Food Programme
WIFA	Women In Reproductive Age

FOREWORD

The Nkwanta North District exists to serve as a leading decentralised Local Government service provider in the country by ensuring high sustainable quality service delivery of development programs and projects to the people with the view of reducing poverty and creating an enviable atmosphere of peace and security for all. This is meant to facilitate the achievement of the National Goal of "Creating Prosperity and Equal Opportunity for all."

The vision of Ghana as contained in the Long-Term National Development Policy Framework (LTNDPF, 2018-2057) is a "just, free, and prosperous nation with high levels of national income and broad based social development". The vision is to be accomplished through the formulation and implementation of 4-year Medium-Term Development Plans (MTDPs). It is third DMTDP being prepared and the second of the plans prepared based on the Medium-Term National Development Policy Framework (MTNDPF, 2022 -2025).

Chapter 20 of the 1992 Constitution of the Republic of Ghana provides for "Decentralization and Local Government" that creates a framework for citizens' participation in decision-making and local governance. The authority of local development planning under the decentralized planning system is assigned to District Assemblies. Participatory approaches to planning are required with the identification of communities' problems forming the basis of prioritization of development interventions.

The National Development Planning (System) Act, 1994 (Act 480) provides the legislative framework for decentralized planning in Ghana. By this Act, District Assemblies are the District Planning Authorities and the function of development planning is transferred to them. They are also responsible for the implementation of development policies and programmes coordinated by the National Development Planning Commission (NDPC).

In this disposition, the 2022-2025 MTDP will build on the achievements, use the lessons learnt for better approaches in addressing issues that affects the disadvantaged masses. This will be done through the promotion and development of the local economy, pursuing industrialization**,** increasing agricultural productivity and provision of other socio-economic infrastructure all in a bid to create prosperity and equal opportunities for all. All these would be done in a sustainable manner conscious of the best environmental practices and good governance.

It is the will of the Assembly, the duty bearers, traditional authorities and other stakeholders to solicit the support of other development partners, investors, faith-based organisations and philanthropists' individuals to join hands in the rendering of sincere services to the deprived.

EXECUTIVE SUMMARY

The vision of Ghana as contained in the Long-Term National Development Policy Framework (LTNDPF, 2018-2057) is a "just, free, and prosperous nation with high levels of national income and broad based social development". The vision is to be accomplished through the formulation and implementation of 4-year Medium-Term Development Plans (MTDPs). The second of these plans is being prepared based on the Medium-Term National Development Policy Framework (MTNDPF, 2022 -2025).

Chapter 20 of the 1992 Constitution of the Republic of Ghana provides for "Decentralization and Local Government" that creates a framework for citizens' participation in decision-making and local governance. The authority of local development planning under the decentralized planning system is assigned to District Assemblies. Participatory approaches to planning are required with the identification of communities' problems forming the basis of prioritization of development interventions.

Background

The National Development Planning (System) Act, 1994 (Act 480) provides the legislative framework for decentralized planning in Ghana. By this Act, District Assemblies are the District Planning Authorities and the function of development planning is transferred to them. They are also responsible for the implementation of development policies and programmes coordinated by the National Development Planning Commission (NDPC).

The Plan under the National Medium-Term Development Policy Framework (NMTDPF) is driven by the National Vision of a just, free and prosperous nation with high levels of national income and broad-based social developmentashas been aligned with the Sustainable Development Goals (SDGs), African Union Agenda 2063 and the Paris Climate Change Agreement (COP21).

The Nkwanta North District Medium Term Development Plan for 2018-2021 was prepared based on the guidelines issued by the NDPC. This intended to facilitate the translation of the Medium-Term Development Policy Framework into programmes, projects and activities to be implemented within the planned period. The plan was prepared based on the following themes;

- Economic Development
- Social Development
- Environment, Infrastructure and Human Settlements
- Governance, Corruption and Public Accountability
- International Relations

The Chapter one of the plan seeks to give a description of the vision, mission, core values and analysis of the performance of the Assembly in implementing programmes and projects under the Agenda for Jobs from 2018 to 2021, analysis of current sector development situation and profile of the Municipality.

The chapter two seeks to provide details of how the issues identified from the situational analysis of the chapter one are prioritized. The Chapter three seeks to present details of projected development requirements for the 2022-2025 planned periods, emerging development issues, thematic goals, objective and strategies in addressing the issues.

The chapter four seeks to provide details of the composite Programme of Action (PoA) that would be implemented within the planned period for both existing and the new projects based on Programme Based Budgeting (PBB) Guidelines to ensure participatory planning and budgeting. The chapter five seeks to provide details of major activities that would be undertaken by the Assembly within the planned period.

The Chapter six seeks to provide details of how monitoring and evaluation will be conducted in the planned period and the tools to be used, detailed analysis of identified stakeholders in terms of their levels of influence, power, effect and how they would be impacted by the planned programmes and projects to be implemented and details of how performance monitoring and evaluation would be conducted. The chapter seven seeks to provide details of pragmatic, clear and specific strategy to communicate the Plan to all stakeholders including decision makers and the citizenry.

Nkwanta North District is one of the nine (9) Districts in Oti Region. The District was re-created by a legislative Instrument, LI 1989 in 2007 when the Nkwanta District was split into two (Nkwanta North and Nkwanta South) by the passing of Legislative Instrument (LI 1846). The District was an officially inaugurated on February 29, 2008 with Kpassa as its Capital.

. The district shares boundaries with the Nanumba-south District to the North, Kpandai District to West, Nkwanta-South District to the south and to the East, the Republic of Togo. The total land area of the district is 1,365km^2 square kilometres, occupying about… of the landmass of the Oti Region making it the …… district in the country in terms of landmass. The district has 132 communities with a total population soaring from 64,553 per the 2010 PHC to a total population of 126,096 comprising of 62,622 (49.7%) males and 63,474 (50.3%) females. The population represent 16.9% share of the Regional population of 747,248 and ranking it as the second populated District in the Oti Region. Urbanisation is on the increase in the District with 66,900 inhabitants representing 53.05% as compared to the rural population of 46.95% (59,196).

For easy administration, the District has been zoned into three Area Councils with 12 electoral areas.

Vision Statement

Serve as a leading decentralised Local Government service provider in the country by ensuring high sustainable quality service delivery of development programs and projects to the people with the view of reducing poverty and creating an enviable atmosphere of peace and security for all.

Mission Statement

The Nkwanta North District Assembly exists to improve upon the living standards of its people through effective mobilisation and utilization of both human and material resources.

Functions of the Assembly

According to Section 12 of the Local Governance Act, 2016, Act 936, the District Assembly shall

- Exercise political and administrative authority in the district.
- Promote local economic development.
- Provide guidance, give direction to and supervise other administrative authorities in the district as may be prescribed by law.
- District Assembly shall exercise deliberative, legislative and executive functions.
- Be responsible for the overall development of the district.
- Formulate and execute plans, programmes and strategies for the effective mobilisation of the resources necessary for the overall development of the district.
- Promote and support productive activity and social development in the district and remove any obstacles to initiative and development.
- Sponsor the education of students from the district to fill particular manpower needs of the district especially in the social sectors of education and health, making sure that the sponsorship is fairly and equitably balanced between male and female students.
- Initiate programmes for the development of basic infrastructure and provide principal works and services in the district.
- Be responsible for the development, improvement and management of human settlements and the environment in the district.
- In co-operation with the appropriate national and local security agencies, be responsible for the maintenance of security and public safety in the district
- Ensure ready access to courts in the district for the promotion of justice
- Act to preserve and promote the cultural heritage within the district
- Initiate, sponsor or carry out studies that may be necessary for the discharge of any of the duties.

Participatory Approaches Used

The plan preparation proceeded with the following decentralized participatory approaches;

- The DPCU which is the technical wing of District Assembly were trained and sensitized on the guidelines for the preparation 2022-2025 Medium Term Development Plan.
- A two-day review meeting was organized on 2018-2021 DMTDP for the progress made and lessons learnt.
- Community level needs and aspirations were solicited through the Area Councils and Assemblymen.
- Selected Community level Actions Plans (CAPs) were used.
- Sectorial or departmental issues were solicited from each department or unit.
- A number of public hearings were organized at the District and Area council Levels.
- Draft plan were adopted by the General Assembly.

1.6 Scope and Directions of 2022-2025 Development Programmes and Projects

The plan is therefore focused on achieving efficient Local Economic Development, Efficient educational and health services delivery, accelerated agriculture development, reduction of unemployment, effective local governance, accelerated poverty reduction, the protection of the vulnerable and the excluded, reliable energy supply, safe and efficient human settlements, institutional strengthening and reducing climate change and achieving a green economy. These programmes have been categorized under the five pillars of the National Development Policy Framework of Ghana.

1.7 Implementation Cost and Main Sources of Funding

The implementation of the plan is estimated to cost **GH₵ 47,764,500.00** for the 4-years period. About 5% of this amount is expected from Internally Generated Funds of the Assembly, 60% is expected from Central Government Transfers and 35% is expected to be generated from Private Sector Investments, Grants from Donors and Development Partners.

It is the hope of the Assembly that there will be adequate and timely release of funds from the Central Government, Ministries and Departments and other donor Agencies. This will enable the District implement programmes and projects as planned which will lead to excellent service delivery.

CHAPTER ONE

1.0 SITUATIONAL ANALYSIS

1.1 Introduction

This chapter presents a review on the level of the implementation of the Ghana's Long –Term National Development Plan (GLTNDP 2018-2057). The review creates a platform to assess the level of implementation of the planned projects and programmes and other interventions and further unearthed the problems that were encountered during the implementation. This is done to serve as a feedback mechanism and a guide to future plans of the Assembly. The current district situation or district profile is further analyzed to identify key development gaps/problems/issues.

The Development concerns for the planned period under the District Medium-Term Development Policy Framework (DMTDPF 2018-2021) were guided by the thematic areas, which included:

1. Economic Development
2. Social Development
3. Environment, Infrastructure and Human Settlement
4. Government, Corruption and Public Accountability
5. International Relations

This policy framework was pursued through the implementation of comprehensive programmes of action aimed at strengthening the capacities of the human resource base of the district as well as the provision of adequate social services. Others included the activities aimed at boosting and sustaining high productivity of relevant sectors of the district's economy including agriculture, commerce and industry.

Significant strives were also made towards enhancing the capacity of institutions to deliver improved and efficient District-wide services and the pursuance of programmes for the vulnerable and the excluded in the District.

In the midst of significant strides in the achievement of the set objectives during the planned period, a number of bottlenecks were encountered. Some of the major constraints and/ or challenges for the progress of planned activities were the inadequate funds to finance the projects and programmes that were aimed at meeting planned targets. This led to low development of school, health and transport infrastructure culminating to acute service delivery constraints, as manifested in low primary school enrolment, poor school performance and poor healthcare service delivery among others. In spite of the progress made in most sectors of the district

economy, the lack of equity and gender disparities can still be observed in all sectors including education, production, health, employment, and access to and control over land.

1.1.1 Performance Review

The assessment of the 2018-2021 MTDP performance was to ascertain the level of achievement of the planned Programme and Projects of the Assembly and as well as identify the development gaps and challenges and then draw lessons to inform the formulation of 2022-2025 MTDP. It involved a summary of performance on programmes by aggregating the outcomes of implementation for the period 2018-2021 based on the five (5) development dimensions as detailed in the table 1 below:

Table 1.1.1: Performance Review of Development Programmes (2018 - 2021)

Development Dimension	Indicator	Baseline (2017)	2018-2021 Medium-term target	Development Outcomes	
				Year	Data
Performance Review-Economic Development					
Economic Development	Total output of agricultural production (Tones)	Rice (milled): 8445.6	13600	2020	13737
		Maize:7259	12053	2020	12185
		Cassava: 9061	15136	2020	15289
		Cocoyam: 215	345	2020	342
		Yam: 1585.65	3469	2020	3504
	Percentage of arable land under cultivation	3%	3%	2020	9%
	Number of new industries established	38	60	2020	41
	Number of new jobs created	1348	2250	2020	2031
	Number of tourist arrivals	16,893	20,000	2019	27,348
	Number of clients	4	20	2021	11

	supported in trade exhibitions				
	% of farmers using ICT for improved production	0	10%	2021	20%
	Number of Youth engaged agri-businesses	26,702	30,000	2021	32,000
	% of DA expenditure within MTDP Budget		100	2021	100%
	Proportion of young farmers with improved access to land for agriculture development	2%	10%	2021	5%
Performance Review-Social Development					
Social Development	Net enrolment ratio	Kindergarten: 70.6%	90%	2020`	50.20%
		Primary: 67%	75%	2020	67.50%
		JHS: 41.2%	75%	2020	39.93%
	Gender parity	Kindergarten: 0.94	1	2020	0.97
		Primary: 0.95	1.9	2020	1.02
		JHS: 0.9	0.98	2020	1.01
		SHS: 0.62	0.7	2020	0.59
	Completion rate	Kindergarten: 97.4%	114.70%	2020	114.70%
		Primary: 78.3%	95.30%	2020	81%
		JHS: 61%	68.80%	2020	51%
		SHS: 33%	50%	2020	31%
	Pupil-Teacher ratio at:	Primary: 1.25	1.35	2021	1:34
		JHS: 1.20	1.35	2021	1:30

		SHS		2021	1:28
	Number of operational health facilities	23	26	2020	25
	Proportion of population with valid NHIS card	33.28%	80%	2020	46%
	Level of ICT application in the delivery of Health Insurance Services	20%	50%	2020	90%
	Proportion of population with access to basic drinking water sources	Urban: 96.30%	90%	2020	97.90%
		Rural: 62.40%	60%	2020	82.30%
	% of Population with improved Access to health service delivery	79%	90%	2021	92%
	Proportion of population with access to improved sanitation services	Urban: 28.7%	100%	2020	43.50%
		Rural: 26%	100	2020	35.50%
	Number of births and deaths registered Births	Births: 4780	4780	2020	4459
		Deaths: 236	118	2020	135
	Total number of cases of child trafficking and abuse	Child Trafficking: 0	0	2018 2020	26 0
		Child Abuse 287	70	2020	65
	Malaria cases fatality (institutional)	0.382	0	2020	2.15

	- Children (below 18years)	0.101	0.0002	2021	0.26
	Doctor patient ratio:	1:17,819	1:14,000	2020	1:13,164
	Nurse population ratio:	2/3	0.39	2020	1:1,915
	% change in HIV and AIDS Case Mortality			2020	
	% change in Malnutrition cases	Normal	58%	2020	97.1%
		Moderate acute	32%	2020	2.8%
		Severe acute	29%	2020	0.1%
	Number of poor households covered under the LEAP Programme	911	1780	2020	1167
	Maternal mortality ratio	114/100,000	1/100,000	2020	102/100,000
	Number of people graduating from the LEAP programmes with productive skills to be independent	0	56	2021	0
	% of PWD Funds spent on the Education of Pupils with Special Needs	0	10%	2020	13%
	% of special issues and concerns of women with disabilities (WWDs) and children with disability being addressed	0	80%	2021	56%

	Amount of private capital spent in sport infrastructure development	0	2,000,000.00	2021	2,396,956.89
	Average time to respond to Emergency medical services	2hrs:30mns	30mn	2021	45mns
	Number of Traditional Medical Practitioners integrated into existing delivery system	0	20	2021	0
	Level of coverage of Municipal Health Management information System	29%	70%	2021	55%
Performance Review-Environment, Infrastructure and Human Settlement.					
Environment, Infrastructure and Human Settlement	Percentage of road network in good condition	Urban: 40%	70%	2020	69.10%
		Rural: 38%	68%	2020	65.50%
	Proportion/ length of roads constructed:	Highway: 10km	10km	2020	12.5km
		Urban Roads: 2.5km	2.5km	2020	10km
		Feeder Roads: 1.5km	1.5km	2020	22km
	Number of road accidents in the Municipality	8	10	2019	24

	Percentage of communities covered with electricity	Urban: 100%	100%	2020	100%
		Rural: 83%	95%	2020	98%
		Rural: 62.40%	60%	2020	82.30%
		Rural: 26%	100	2020	35.50%
	Hectors of degraded forest, mining, dry and wet lands rehabilitated/ restored	0.5 hectors	6.5htr	2020	2.1htr
	Number of settlements with local plans and planning schemes	2	10	2020	37
	Number of settlements with complete Digital property Address Systems	0	30	2021	29
Performance Review-Governance, Corruption and Public Accountability					
Governance, Corruption and Public Accountability	Percentage of Action Plan implemented	65%	95%	2020	92.30%
	Reported cases of crime	3	0	2019	37
	Number of communities affected by disaster	0	0	2020	15
	Total amount of internally generated revenue	657,442.10	1,469,423.00	2020	1,359,694.75
	% change in Internally Generated	657,442.10	25%	2020	35%

	Revenue				
	Proportion of female employees and appointees in Hohoe Municipal Assembly	Employees: 49:184	40:100	2020	61:211
		Appointees: 2:14	15:100	2020	2:6
	% of Poverty alleviation funds received by women enterprises	**0.00**	**30%**	**2020**	**0.69**
	Number of communities declared as ODF(Open defecation Free)	12	40	2019	23
	Time spent in processing development applications	4 months	2 months	2021	2 months
	% of population satisfied with quality of service delivery of Assembly and its departments	56%	79%	2021	75%

1.1.2 Financial Performance

1.1.2.1 Revenue

The main sources of revenue of the District Assembly were external and internal sources. The external sources are mainly from the Central Government in the form of Grants, Donor Grants, District Assemblies Common Fund – Responsiveness Factor Grant (DACF-RFG), DDF, and the Government of Ghana (GoG) among others. The internal sources included the Assembly's traditional sources of revenue such as rates, fees and fines, licenses etc.

Table 1.1.2: Revenue Financial performance of the Assembly for the period 2018-2021.

Source of funds	Total estimated cost of plan	Total amount received	Variance
GOG	169,871.87	95,199.79	74,672.08
IGF	1,160,280	1,089,883.95	70,396.05
DACF	11,257,419.36	3,488,090.774	7,769,328.586
DACF-RFG	2,806,488.91	2,444,992.07	361,496.84
DPs	398,453.97	394,737.91	3,716.06
MP	1,836,259.7	952,952.11	883,307.59
Other	40,000.00	40,000.00	0
Total	**17,668,773.81**	**8,505,856.604**	**887,023.65**

Source: NNDA, 2018 – October, 2021, Financial Statement Report.

Figure 1.1: Assembly Sources of Funds (2018-2021)

The revenue for the four years revealed negative variances implying that receipt revenue is far below the planned revenue. The implication for this phenomenon was that most of the developments projects and programmes were not being implemented. The table and the chart below revealed that the District is dependent on the DACF for its development interventions Receipts from the development partners is the lowest in the District followed by low IGF generation, implying that it is a deprived area.

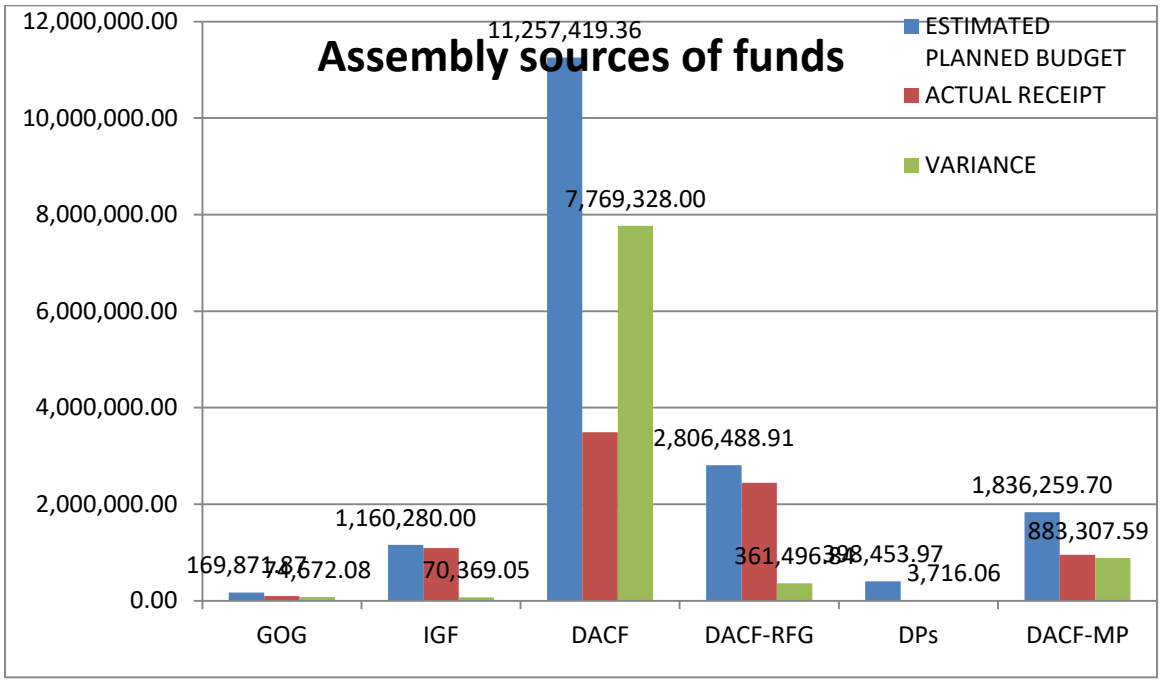

SOURCE: NNDA, 2018 – October, 2021, Financial Statement Reports.

Table 1.1.3: Annual Details of Financial Performance (2018 -2021)

	Total estimated cost of plan	Total Amount Received	Total estimated cost of plan	Total Amount Received	Total estimated cost of plan	Total Amount Received	Total estimated cost of plan	Total Amount Received
YEAR	2018		2019		2020		OCT. 2021	
GOG		36,097.40	68,179.49	7,643.78	65,594.98	51,458.61	73,480.00	41,908.50
IGF	360,580.00	356,925.82	408,700.00	358,446.07	**391,000.00**	374,512.06	418,500.00	318,034.23
DACF	4,123,459	1,525,609.92	3,260,700.46	1,745.854.01	3,873,259.90	1,960,734.99	3,879,954.50	569,014.46
DACF-RFG/DDF/DPAT	522,443.00	460,998.00	693,293.00	1,197,767.40	1,590,752.91	786,226.67	1,015,859	895,161.00
DPs(MAG)	76,194.80	72,194.80	163,000.00	163,259.18	159,259.17	159,283.93	122,008.00	90,447.05
MP	276,259.70	292,132.16	560,000.00	339,407.68	1,000,000.00	321,412.27	1,800,000.00	122,781.68

Others(SIF)	40,000.00	40,000.00						
Total	5,398,936.50	2,783,958.10	5,153,872.95	2,066,524.11	4,079,866.96	3,653,628.53	8,309,771.50	2,213,841.25

1.1.2.2 Revenue and Expenditure Analysis

This section examines the revenue and expenditure patterns of the District Assembly between 2018- 2021 planning periods. This was aimed at identifying the sources of revenue for development in the district, analyzed revenue and expenditure performance.

The revenue for the four years revealed negative variances implying that planned revenues exceeded the actual receipts. The implication for this phenomenon was that most of the developments projects and programmes were not being implemented.

1.2 District Profile

1.2.1 Historical Background

The historical development of the Nkwanta North District started within the Kete Krachi District. Nkwanta District was carved out of Kete Krachi District in 1989. In 2007, following the passing of the Legislative Instrument (L.I. 1846), the Nkwanta District was split into two (Nkwanta North and Nkwanta South). The Nkwanta North District was officially inaugurated on February 29, 2008 with Kpassa as its capital.

1.2.2 Institutional Capacity Needs

The Assembly has what it takes to implement the district medium term development plan. The requisite personnel in terms of numbers and qualifications are not adequate enough to ensure a successful plan implementation. Some of the necessary logistics such as Desktop and laptops computers, basic office equipment are not available. The worse problem in the Assembly for **the** smooth implementation of the plan is the office space. Personnel at the Assembly are found in some two dilapidated and crowded office structures that were constructed as a temporal Office Space since the establishment of the District Assembly in 2008 by the then NPP Government. Monitoring and evaluation which is the key component of the plan implementation also hampered because of non-availability of official strong vehicles (Motor Bikes and pick up) dedicated to the M&E activities in the district. The table below shows the staff strength of the District.

Table 1.2: Staff Strength of the Assembly

No.	Position	Male	Female	Total No.
1.	Directors (Administrative)	3	-	3
2.	Dev't Planning Officers	1	-	1
3.	Human Resource Managers	0	1	1
4.	Internal Auditors	2	-	2
5.	Procurement Officers	0	1	1
6.	Budget Officers	5	-	5
7.	Engineers	3	-	3
8.	Physical Planning Officers	2	-	2
9.	Finance/Accounts Officers	4	-	4
10.	Social/Community Dev't Officers	4	-	4
11.	Revenue Collectors	1	-	1
12.	Agric Officers	11	-	11
13.	Executive Officers	3	-	3
14.	Environmental Health Officers	10	6	16
15.	Stenographer/Typist	0	0	0
16.	Messengers	0	-	0
17.	Radio Operators	1	-	1
18.	Drivers	4	-	4
19.	Caretakers	0	-	0
20.	Cleaners/Labourers	-	-	0
21.	Watchmen	1	-	1
22.	Tradesmen	1	-	1
23.	Foremen/Junior Foremen	0	-	0
24.	Cooperative Officer	0	-	0
	Total	**56**	**8**	**64**

Figure 1.2.3 Organogram of the District Assembly

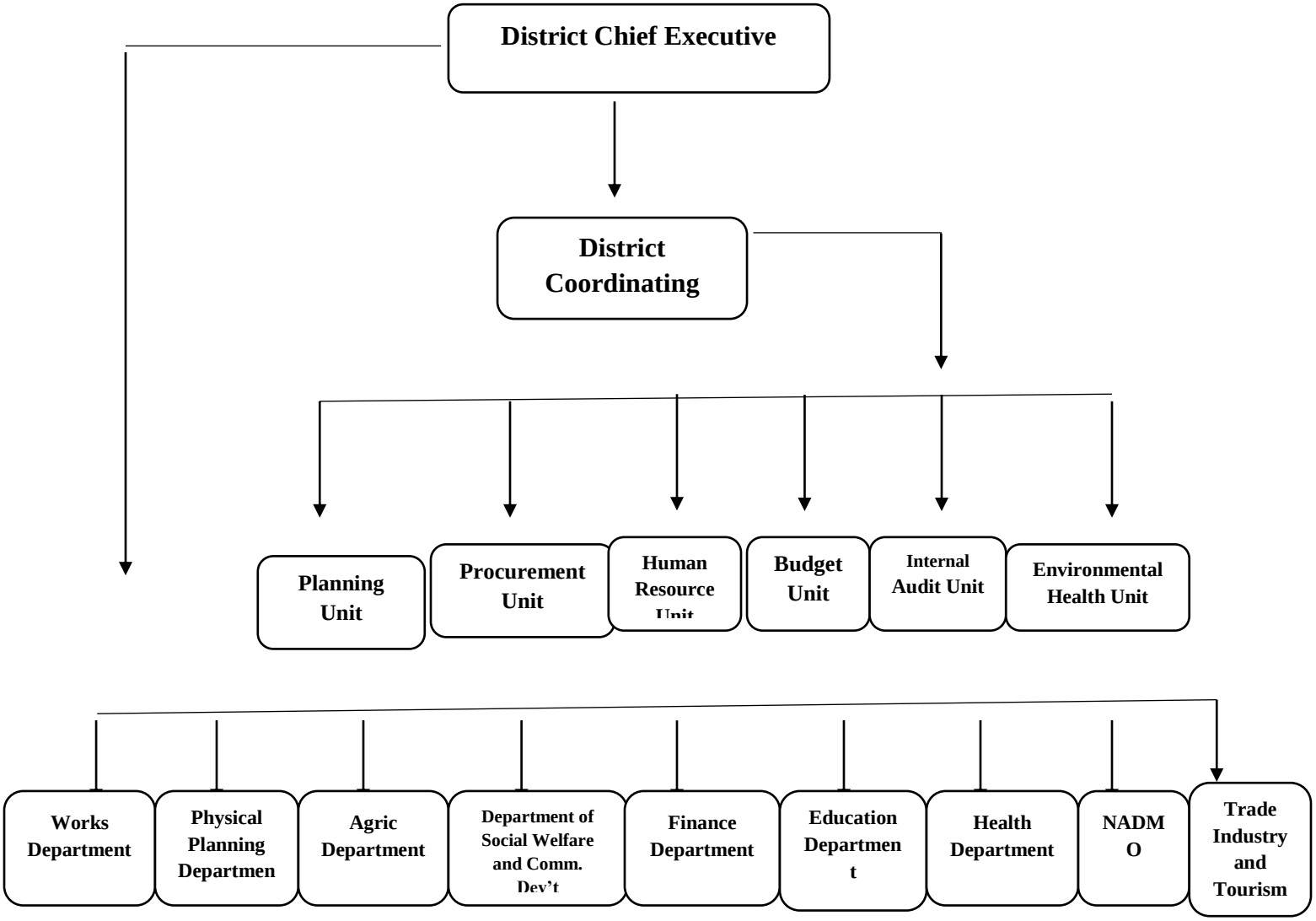

1.3 Physical and Natural Environment

1.3.1. Location and Size

Nkwanta-North is one of the nine (9) Districts in the Oti Region of Ghana and shares boundaries with the following Districts:Nanumba-South to the North, Kpandai to the West, Krachi-East to the South –Western,Nkwanta-South to the Southern, and the Republic of Togo to the far East.

The District was carved out from the then Nkwanta District in 2007 by Legislative Instrument (LI 1846) and inaugurated on February, 2008 with Kpassa as the District Capital. As it can be deduced from the Map shown in Figure 1.4.2 below, the District is the second largest in terms of land area very suitable for agricultural activities.

The Oti Region is one of the six newly created regions of Ghana in 2019 carved out of the Volta Region with Dambai as the Regional Capital and Kete- Krachi as the Traditional seat. The Regional Map depicts the eight old Districts of the Region except the newly created Guan District to make the number nine Districts.

The Nkwanta-North District is 95km and about 3 to 3.20 minutes' drive to the Regional Capital with a surface area of approximately 1,398 km2. It closeness to the Republic of Togo makes it a potential avenue for wealth creation through greater International trade and positive socio-cultural exchanges between the District in particular, Ghana and Togo.

1.3.2. Climate:

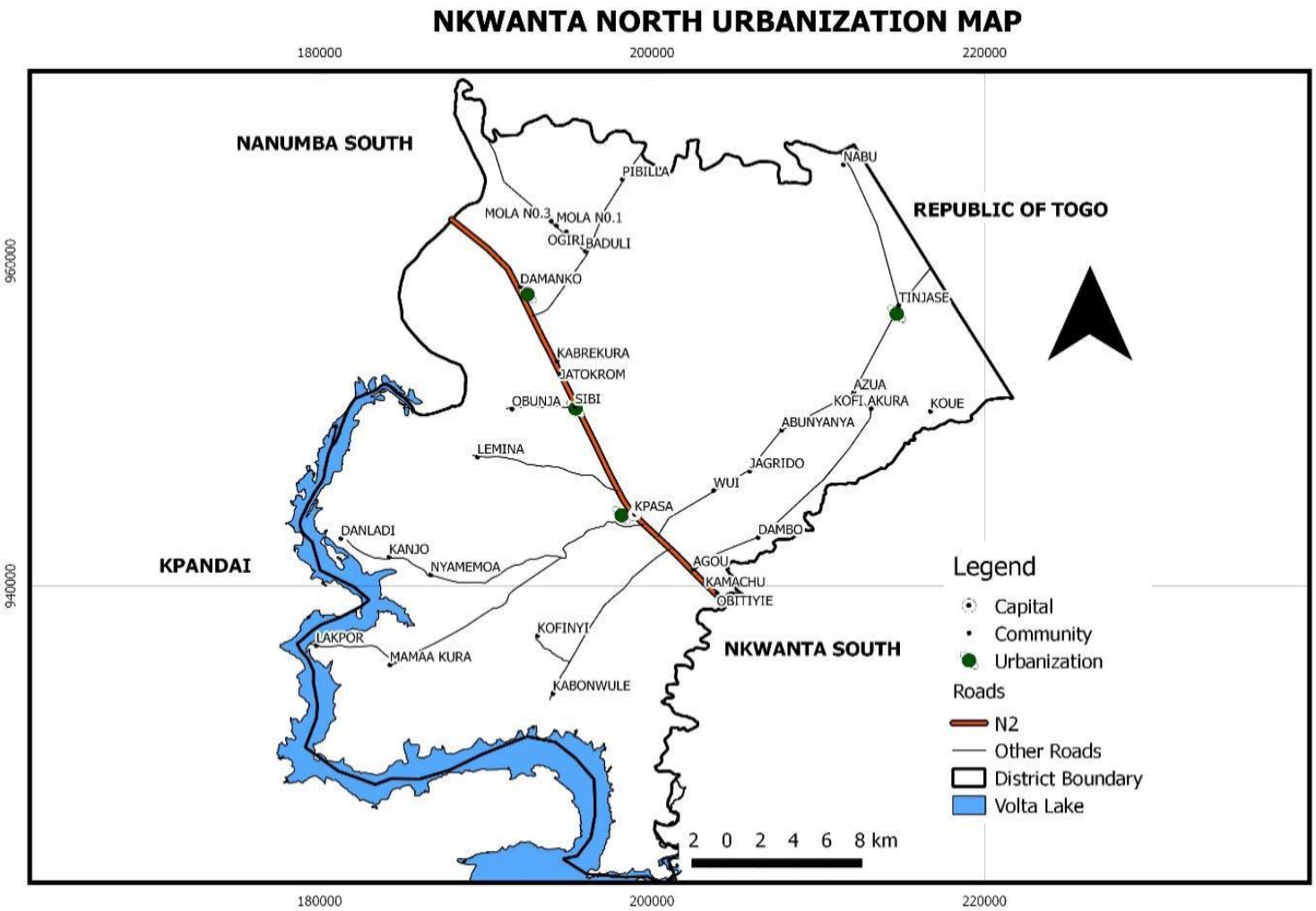

The Nkwanta North District forms part of the tropical climatic zone, which is characterized by double maxima of rainfall (i.e. between April-July and August- September).The dry season

however is experienced between November and March. Mean annual rainfall figures range from 922mm to 1,874mm. The mean annual temperature of the district is between 52ºF (11°C) and 103º F (39°C). The area records high relative humidity figures ranging from about 80% during the wet season to 70%during the dry season.

The climate of the District is suitable for the growing of various crops such as yam, Shea butter etc. However, the influence of the long dry spell (hamarttan) has damaging effects on the environment and farm outputs.

1.3.3. Vegetation:

The District lies in the Transitional Vegetation Savannah woodland Zone characterized by short scattered drought resistant trees that get burnt by bushfires or scorched by the sun during the long dry season. Human interference with the ecology is substantial resulting in near semi-arid conditions. The most common economic fruit trees are the Shea, Dawadawa, baobab and acacia.
Due to logging, farming and cutting of fuel wood and charcoal charring, bush burning, chain-saw operations and other human activities, the original vegetative cover is heavily depleted. Additionally, the sporadic development of settlements as a result of urbanisation within the district which depend largely on the vegetation for their livelihood also impacts negatively on the untouched forest.

1.3.4. Relief

The District is characterised undulating pattern or dendritic pattern with altitudes between 35m and 60m above sea level forming the Oti basin. The relief and drainage systems favour the development of fish farming, cultivation of valley bottom rice, sugarcane and dry season vegetables. Of these potentials, fish farming is practiced on commercial basis at Damanko, Danladi and Kabonwule.

1.3.5. Drainage

The District is drained by Abunyanya stream, wii stream, and Korni stream, Sibi, Kpassa River and Umoajah / Naabu which takes source from the Republic of Togo into the Oti to the Volta Lake. The District predominantly characterised by low and high lands suitable for all kinds of crops farming.

1.3.6. Topography

The District is underlain by the Voltaian, Buem Volcanic formation and the Togo series. The Voltaian, which is mainly shale and mudstone beds and sandy pebbly beds occupy the eastwards of Lake Volta and takes about a quarter of the District.

1.3.7. Soil

There are several types of soils in the District due to its geographic formations. These soil types include the laterite integrates found in the savannah-woodland zone, ochrosols and oxysols which are found in the forest zone of the District.

These soils support variety of crops including yam, cassava, maize, groundnut, cowpea, and sorghum.

1.3.8. Biodiversity, Climate Change, Green Economy and Environment in General

The natural vegetation in the district is the Guinea Savannah Woodland. There are few grooves, which have been preserved over the years. The tree cover is relatively dense, compared to the rest of the Oti Region. However, intensive harvesting of the trees for fuel wood and charcoal burning, and also activities of the fulani herdsmen is fast reducing the tree cover, particularly in the communities closer to the jurisdiction of the Northern part.

The environment plays a significant role in the basic human needs sector. Environmental issues are particularly crucial to the development of water and food security, which are both detrimental to human basic needs and strategic interests. Declining duration of the rainy seasons and of access to safe potable water can easily threaten the existing limited resources in the water sector.

1.3.9 Water Security

Potable water supply continues to be a challenge in the district. Settlements in both urban and rural areas do not have adequate, reliable and clean water supply throughout the year. Considering the number of rivers and streams spread across the district, it is rather disappointing that only few communities along the river have access to potable drinking water.

About 142 boreholes with hand pumps are found in the district. The drilling depths rarely exceed 80m. The successful yielding boreholes range from 10l/min to about 1000l/min. Most boreholes with hand pumps have low yields while some of the mechanized boreholes for small towns have high yields. The success rate is among the lowest in the region estimated to be about 35% and less than 20% around the Sibi and Damanko area.

The mudstones which dominate in the district do not appear to contain significant groundwater, either when weathered or unweather. The siltstones occasionally contain water-bearing fracture or weathered-out fracture zones. Occasional high yielding boreholes have been drilled but typically only where significant thicknesses of sandstone are encountered. Thin fracture zones in the sandstone are thought to be the most important groundwater targets. However, not all boreholes drilled into sandstones within the Obosum Group have produced high yields, which indicate that fractures are not well-developed everywhere in the sandstone.

In general terms, potable water supply in the district is inadequate leading to the prevalence of water borne diseases such as diarrhea and cholera. In some communities' women and girls walk long distances in search of water and this worsens in the dry season when some sources dry up. Additionally, water supply to Damanko, Sibi and Kpassa Township is inadequate and frequent breakdown of the system sometimes. Sometimes, the water is not adequately treated which

exposes consumers to water borne diseases. Also as a result of the inadequate supply and the pay as you fetch policy instituted to run the system, some people resort to shallow and unprotected hand dug wells, further exposing them to water borne diseases.

1.3.10. Climate Change Related Vulnerability Issues

The incidence of climate change as described above has the following potential impacts on the socio-economic development of the District such as harvest failures, low incomes for farmers leading to poverty, loss of timber resources, loss of animal species, reduction in grazing fields leading to reduction of livestock size and nutrition and food insecurity.

1.3.11 Environmental Degradation

The phenomenon of environmental degradation is now a serious problem in the District. Besides, the employment of improper methods of farming which exposed the soils to erosion, people have continued to harvest forest resources indiscriminately thus degrading the environment. These activities are therefore causing the rapid disappearance of the forest vegetation, radiation, adverse climatic conditions and endangered species in the district.

1.4: District Population

According to 2010 PHC, the District has a total population size of 64,553 inhabitants which has almost doubled as per the 2021 PHC Provisional of records of 126,096 inhabitants constituting 16.9% of the Oti Regional population and the National share of 2.4%. The total number of males is 62,622 (49.7%) whiles females is 63, 474 (50.3%). The district sex ratio is therefore 106.1. The population of the district was predominantly rural but now urbanising with 53.05% (66,900) and rural being 46.95 %,(59,196). The land area of the district is 1,365 km square and this gives a population density of about 10 persons per square km and household size of 5 persons.

1.4.1: Age and Sex Composition:

The District statistics provided information on the age and sex composition by five years age groups for the District. In addition to the absolute numbers, the table provides useful information for data users. For example, the data shows that, the age-based dependent population is about fifty per cent (50.4%) of the total population of the District.

Percentages computed from data shows a relatively large proportion of children (18.1%) below five years. The population below 15 years (0-14) is 46.7 per cent, a little higher than children below 15 years for the entire 0ti region of 36.3%. Youth between the ages of 15-19 comprise 10.5% of the total population. It is indeed, a youthful population that planning has to target.

1.4.2. Population Size and Distribution

The population of the District stands at 64,553 per the 2010 PHC and projected to 81, 979 at the close of 2021 out of which 49.1% (40,345) are males while 50.1% (41,634) are females. This is in conformity with the national statistics of 48.8%Males and 51.9%) females.

1.4.3 Population Density and Distribution

In terms of population density, the District covers a total land surface area of 1,365 square kilometres and a population size of 81,979, the population density of the District is therefore 58.7 persons per square kilometre. In terms of population distribution, 72.0% is rural whilst 18.0% is urban.

1.4.4 Age Dependency Ratio

The age-dependency ratio is the ratio of people in the "dependent" ages (those under age 15 and ages 65and older) to those in the "economically productive" ages (15 to 64 years) in a population.

The regional dependency ratio is quite high at about 81 dependents (child and old age) for every 100 people working. The dependency ratio for the Nkwanta South District is still higher than that of the region indicating 101 (child and adult) dependents for every 100-working people.

1.4.5 Sex ratio

The sex ratio is defined as the number of males per 100 females. [1]The sex ratio at birth for most countries is about 105 or 106 males per 100 females. After birth, sex ratio varies because of different patterns of mortality and migration for males and females within the population.

Sexratios that are higher than 100 indicate that there are more males than females but sex ratios under 100 indicate that there are more females than males.

The Nkwanta North District sex ratio is 100.7 which deviate from the expected natural pattern of steady and gradual decline with advancing age due occupational hazards that men are exposed to. The large and fluctuating sex ratios which are visible through the sex distribution suggest age misreporting, under-enumeration, out- migration or differential mortality.

1.4.6: Population pyramid

Figure 1.4.6 Population Pyramid Nkwanta North, 2010

A population pyramid is a graphical representation of the age-sex composition of a population and its shape is influenced by the levels of fertility, mortality, migration and coverage and content errors such as digit preference and exaggeration of age. The broadness of the base is determined by the level of fertility, while the shape is determined by mortality and to some extent migration.[2]Figure 2.2 is a pyramid representing the structure of the total population by sex of the Nkwanta North District in 2010.

The population under age 15 constitutes 46.7 percent of the total population while the older age groups are very small in comparison.

In general, the population pyramid reflects a broad-base pattern, characteristic of a developing nation with over half of its population for both males (58.9%) and females (55.2%) being young and under 20 years of age. This type of age structure has a built-in momentum for the growth of the country's population. When the young population eventually reaches reproductive age, the result will be a high population growth rate for some years to come. However, if the socio-economic potentials of the youth are properly harnessed and directed, they could contribute significantly to development of the District and the nation as a whole.

The pyramid generally shows the expected pattern of declines in the length of the bars for each group with advancing age. However, some ages do not follow this expected pattern. For instance,

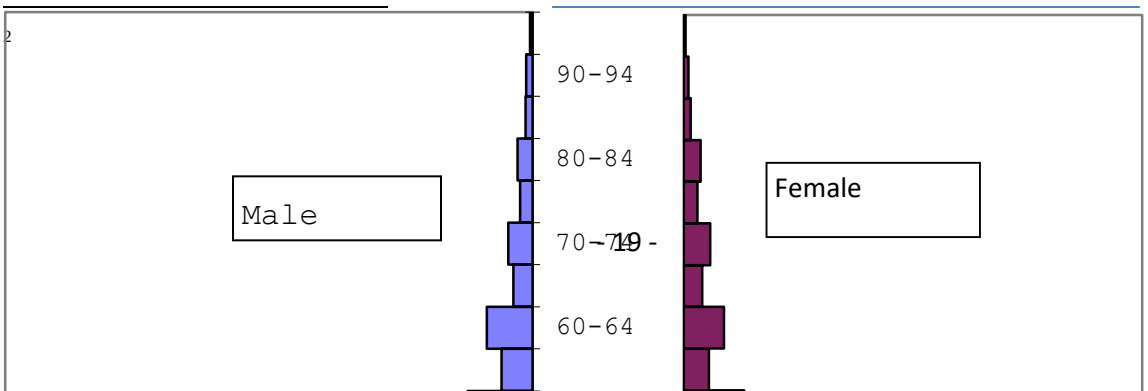

the bars for the age group 55-59 are shorter than those for 60-64 for both males and females and 75-79 also shorter than 80-84 years.

1.5 Social Services

1.5.1 Education

The District Education Directorate is the technical department for education in the District and is accountable for ensuring quality outcomes in the implementation of the district education plan, which is derived from the national education strategic plan, and tailored to the district specific needs and realities. In terms of education service delivery and administration, the district is divided into six circuits and they include; Kpassa West, Kpassa East, Damanko, Sibi, Tinjase and Kbonwule. The District has a total of 50 KG Schools, 59 Primary Schools, 34 JHS and 2 SHS.

While access to basic education remains a challenge, quality is more worrying looking at the dispersed nature of the rural settlements.

This can be seen clearly from the map that the District is found among the low category of the least 20 percent score MMDAs in the country as stated by the NDPC, 2020 District League Table Report.

The traditional settings of the District coupled with its deprived nature in terms of development do not promote education. The few parents who are willing to educate their children do not have quality access to education which serves as disincentive to other parents.

1.5.1.1: distribution of educational score by Districts

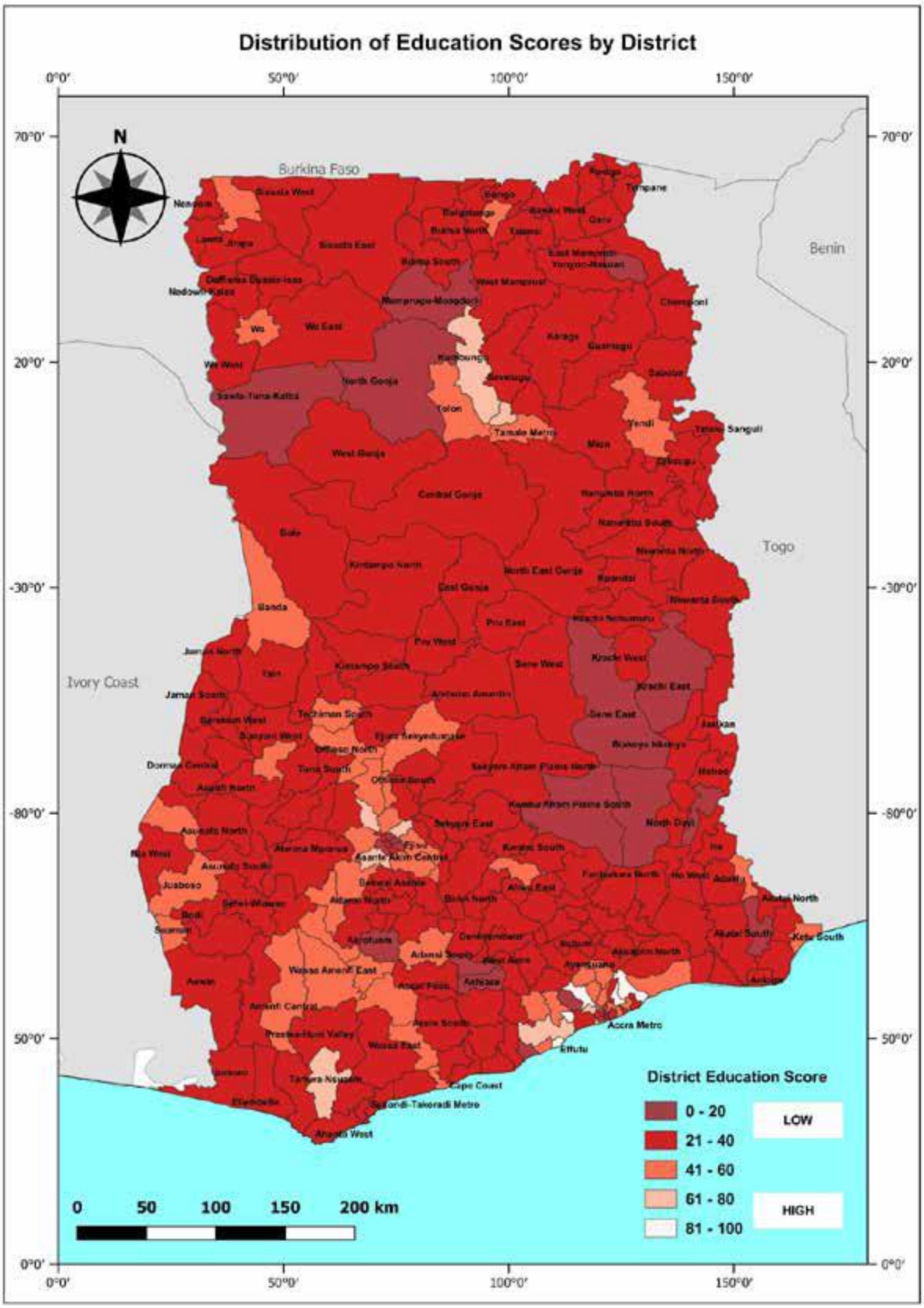
Distribution of Education Scores by District
N
Burkina Faso
Benin
Togo
Ivory Coast
District Education Score
0 - 20
21 - 40
41 - 60
61 - 80
81 - 100
LOW
HIGH
0
50
100
150
200 km

Figure: 1.5.1.2: Public and Private Schools Distribution in the District

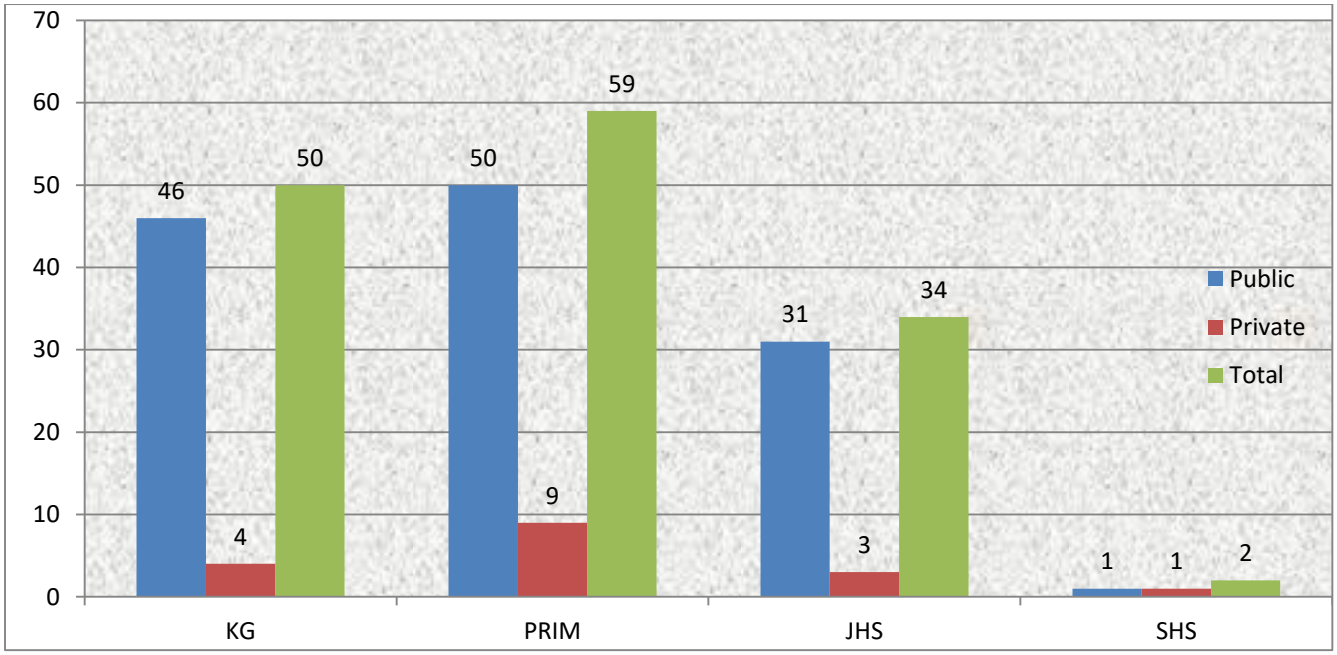

Source: NNDA GES Directorate, 2021

We have 46 public schools against 4 private schools in the KG level, 50 against 9 in the primary level, 31against 3 at JHS level and 1is to 1 at the SHS Level.

1.5.1.2: Distribution of standard classrooms in schools

The Ghana Educational Directorate is confronted with infrastructural problems at all levels as indicated in the figure below. The standard classroom blocks situation is the worse as it can be seen ranging from 71.47% for the JHS to 86.11% at the KG level limiting the access to education. The less spoken about the teaching and learning to ensure quality in schools, the better there would virtually no contact hours between teachers and people in the rainy season.

Table: 1.5.1.2: Distribution of standard classrooms in KG, Primary and Junior High Schools

Level	Required Classes	Standard Classes	Dilapidated Blocks Needed Replacement
KG	109	15	94
PRIM	347	248	179

JHS	108	54	78
	564	317	351

Source: NNDA, GES Directorate, 2021

It can be deduced from the table and the chart that the District is deficit of 62.25% of classrooms for effective and quality teaching and learning to take place. Many of the schools are learning under sub -standard structures in the District**.**

Figure 1.5.1.3: Distribution of standard classrooms in KG, Primary and Junior High School

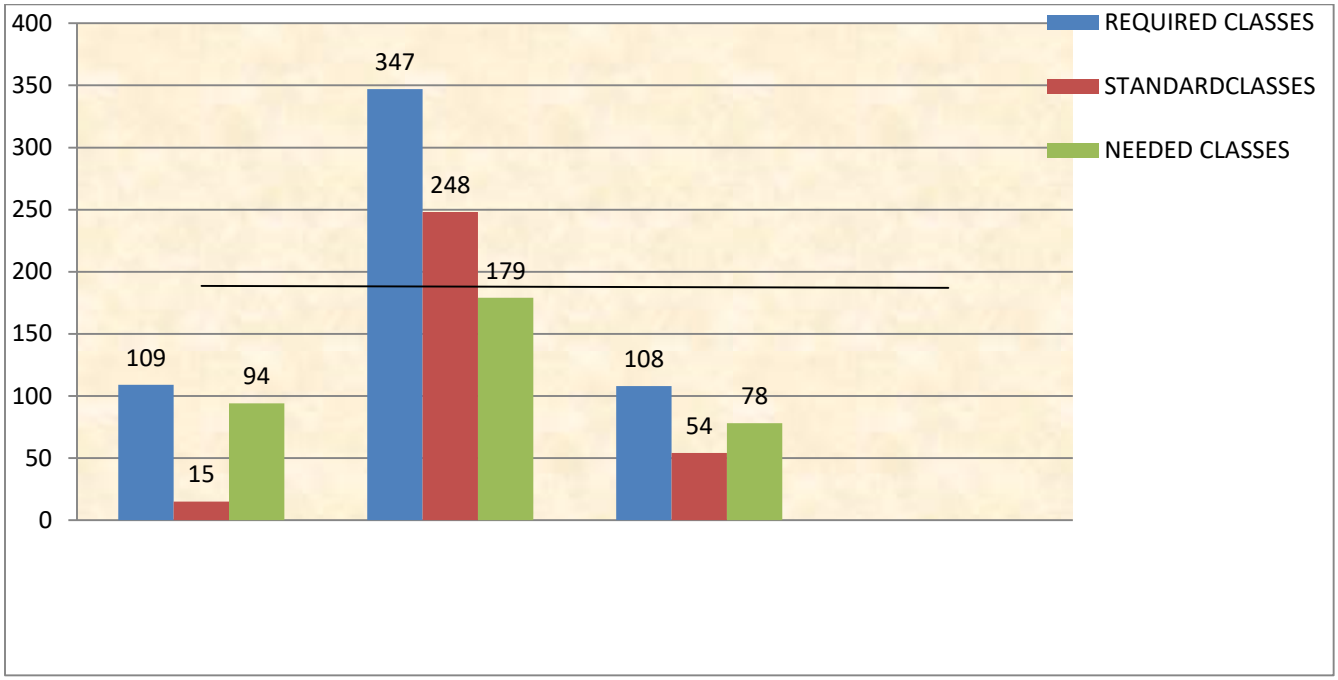

Source: NNDA GES Directorate, 2021

Table 1.5.1.3 Schools Enrolments and Number of Teachers in Schools

Level	***Boys***	***Girls***	***Total***		***Teachers***		
					M	***F***	***Total***
KG	*3,357*	*3,211*	***6,568***		*57*	*15*	***72***
Prim	*9,415*	*8,337*	***17,752***		*251*	*103*	***354***
JHS	*2,708*	*2,076*	***4,784***		*271*	*52*	***323***
Total			***29,104***				***749***
Senior high School							
SHS	***1,407***	***892***	***2,299***				

Out of the youthful population of 54,321in the District who are of school going age and should have been in School, had only 29,104 of them in School. This implies that (25,119 children) 46.24% of the children are out of School; depicting a high illiteracy rate in the District.

1.5.1.3 Trained and Untrained Teachers in the District

The low performance in our schools might be blamed on the high level of untrained teachers in our schools with the KG level scoring 71.42% of the total teachers followed by the Primary level of 22.30% as it can be inferred from the chart below. The overall score of 14.30% representation of untrained teachers in our School is an underscore. Many of the professionals who acquired their certificates through the Distance learning Programme at times lack some skills and competencies comparable to the regular trained teachers.

Figure 1.5.1.3: Trained and Untrained Teachers in the District

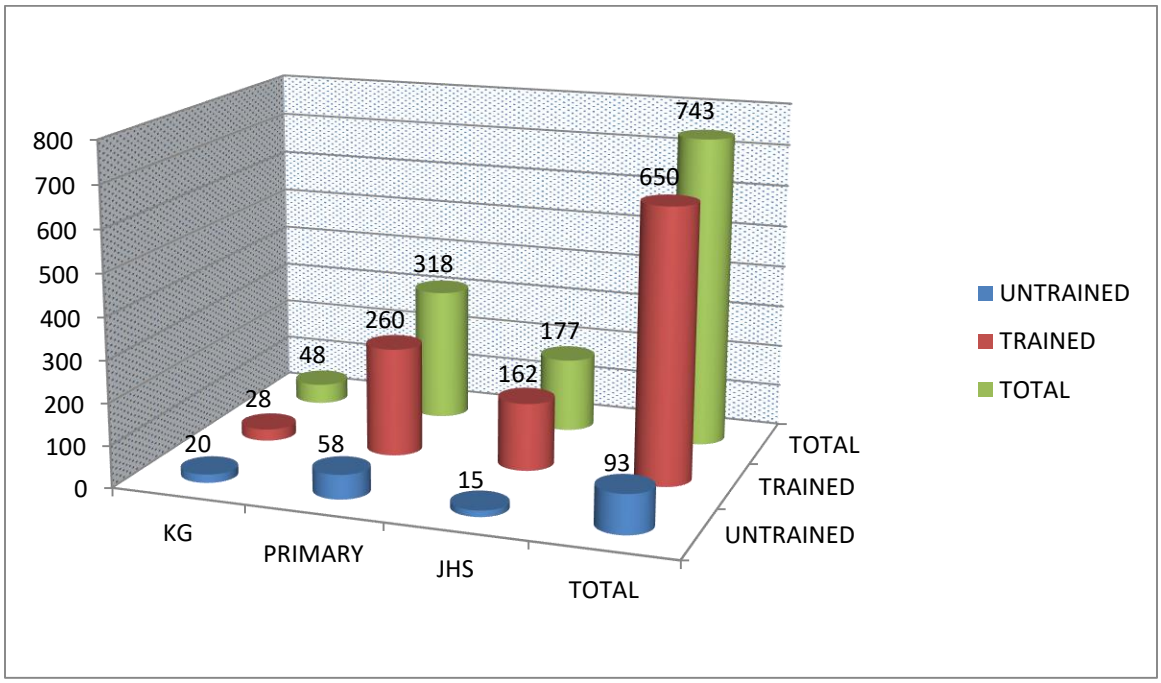

Source: NNDA, GES Directorate, 2021

The other indicators pointing to the negative can also be inferred from the table before the Map of the District Gender Parity Index, Gross and Net enrolment rates.

Table 1.5.1.4: District Gender Parity Index, Gross and Net enrolment rates, transition & Completion Rate

Indicator	2017/2018	2018/2019	2019/2020	2022/2021
Gender Parity Index	0.86	0.92	0.95	0.97
Gross Enrolment Rate	90.4%	85.5%	79.1%	70.7%

Net Enrolment Rate	53.5%	47.5%	43.9%	39.2%
Transition Rate				
Completion Rate				

The GPI has slightly increased by 0.11 (from 0.86 to 0.97) due to the increase in enrolment of girls over that of boys in schools. The NER decreases at a wider rate and that indicates that at that level pupil go to school when they are above school going age and as a result affects national target to be achieved. The decrease in NER indicator is due to some of reasons such as lack of parents sending their wards at the right age to school, insufficient support to train head teachers on how to fill the EMIS booklets properly and lack of proper record keeping by head teachers; such as admission registers, class registers to mention but a few.

1.5.1.5: BECE Pass Rate

Using the BECE as a quality performance indicator, the District's performance has been on the low side and has begun to increase steadily in performance giving parents some level of hope as shown on the BECE performance in Figure 1.4: BECE Pass rate below. The pass rate of boys increased from 18.84% in 2018 to 48.11% in 2020 whilst that of girls increased from 17.59% in 2018 to 58.18% in 2020. Although, the girls are performing poorly, their percentage increase in performance is 40.61% comparable to that of boys to be 29.27%. This gives us an overall increase in BECE performance of 31.70%, i.e. an increase from 18.57% in 2018 to 50.27% in 2020.

This pass rate of both boys and girls increased from 2017/2018 (8.33%) to (22.55%) 2019/2020 academic year, is witnessing a steady marginal increase in performance. The GES Directorate is encouraged to put in more pragmatic plans and strategies in order to maintain and as well as improve upon the trend. The Chart below gives a vivid account of the Girl –child performance in schools in relation to the boys in school within the District.

Figure 1.5.1.5: BECE Pass rate

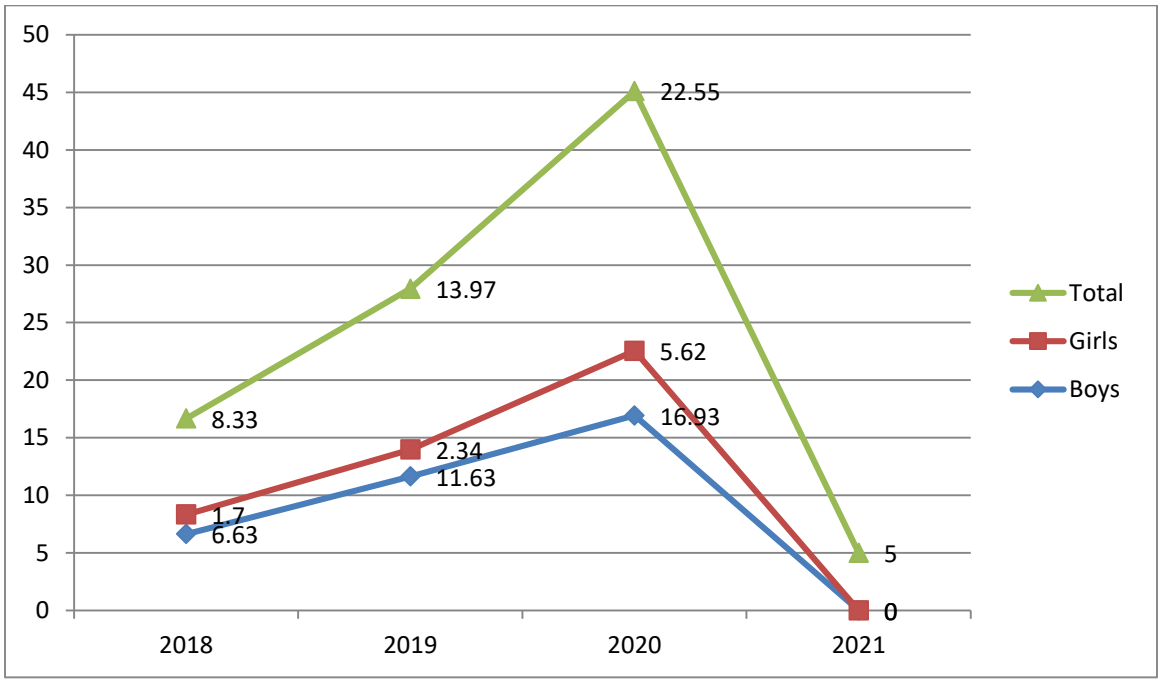

Source: NNDA, GES Directorate,2021

On a whole, the level of performance of the District to access and quality basic education is in appreciably low and poses a challenge to the development efforts and interventions in the Oti Region and the overall National efforts.

1.5.2 Health

1.5.2. 1 Health and Nutrition

The District is served by twenty-one health facilities. These include three Health Centres, four clinic, one maternity home and thirteen operational CHPS Compounds. There is no health training institution in the District.

Table 1.5.2.1 District Health Facilities

Sub district	CHPS	Clinic	Health Centre	Midwife / Maternity	**Totals**
Damanko	**4**	**1**	**2**	**0**	**7**
Kpassa	**5**	**2**	**1**	**1**	**9**
Tinjase	**4**	**1**	**0**	**0**	**5**
Nkwanta North	13	4	3	1	**21**

The Damanko Area council facilities include; Damanko Health Center, Sibi Maternity Home, Sibi Hilltop CHPS, Sibi Central CHPS and Pibila CHPS. Kpassa A/C include; Kpassa Health Centre, Pentecost Clinic, Somacas Clinic, Dominion clinic, Sebina Clinic, Lemina CHPS, Kabonwule CHPS Danladi CHPS, Mamakura CHPS and Lakpor CHP and the Tinjase A/C includes; Tinjase CHPS, Abunyanya CHPS, Nabu CHPS, Kanjo CHPS and Azua CHPS.

The Health situation is not improving in the District as indicated in the table shown below:

No	Indicator	2018	2021
1	Institutional Neonatal Mortality Rate	3/1000 live births	1/1000 live births
2	Still Birth Rate	14/1000	7/1000
3	Maternal Mortality Rate	175:100,000	89:100,000
4	Proportion of Functional CHPS Compounds	64%	87%
5	CHPS Zones with Midwives	1out of 14 CHPS Comp.	11 out of 16 CHPS
6	Under five Years Malnutrition Rate	13%	2%
7	Dose of Covid 19 Vaccine	-	3,036

Source: NNDA, GHS Health Report, 2021

1.5.2.2: Staffing

The District has the staff strength of 139 at the close December, 2021 as compare to Eighty-six (86) in 2020, sixty-seven (67) 2019 and eighty-four (84) in 2018. The table below shows the staffing situation in the District as at December, 2021

Table 1.5.2.2 Staffing Situation at District Health Department

CATEGORIES OF STAFF	NO. at Post(2018)	NO. at Post(2019)	NO. at Post(2020)	NO. at Post(2021)
District Director	1	1	1	1
Physician Assistants	1	2	1	2
Public Health Nurse	1	1	1	2
Community Mental Health Officer	0	0	0	2
Midwives	2	1	1	15
Administrator	1	1	1	1
Health Information	1	1	1	2
Health Promotion	0	0	2	2

Senior Accountant	1	1	1	1
Diseases Control Officer	1	1	1	3
Field Technicians	1	1	2	1
Account Officer	1	0	0	1
Technical Officer(HI)	1	1	1	2
Mental Health Nurse	0	0	1	2
Community Health Nurses	27	37	45	49
Enrolled Nurses	2	6	7	33
Record Supervisor	1	1	1	1
Health Assistant	0	0	1	1
Store Keeper	0	1	1	1
Watchmen	1	1	2	2
Ward Assistant	1	1	1	1
Lab. Assistants	1	1	1	1
Dispensary Assistants	1	1	2	2
Casual Staff	2	5	9	11
Labourers	2	2	2	3
TOTALS	50	67	86	139

Source: NNDA, 2021, Health Directorate Annual Report,

There has been some improvement in the staff strength of the district as compared to the year 2017. The major challenge for the district is the lack of qualified doctors, laboratory technicians and also the inadequacy of bio/record assistants in the health centre

Table 1.5.2.3: Number Of Health Facilities In The District

No	Category Of Staff	Kpassa H/C	Damanko H/C	Sibi Hilltop Chips	Sibi Central Chips	Tinjase Chips	Kabonwule Chips	Pibila Chips	Abunyanya Chips	Nabu Chips	Azua Chips	Lakpor Chips	Mamakura Chips	Kanjo Chips
1	Medical Officer	1	0	0	0	0	0	0	0	0	0	0	0	0
2	Physician Assistant	1	0	0	0	0	0	0	0	0	0	0	0	0
3	Staff Nurse(Psy)	2	0	0	0	0	0	0	0	0	0	0	0	0
4	Midwives	5	3	0	2	0	1	0	0	0	0	0	0	0
5	Mental Health Nurse	2	0	0	0	0	0	0	0	0	0	0	0	0
6	Community Health Nurse	9	5	3	2	2	2	2	2	2	3	1	1	2
7	Enrolled Nurse	20	4	1	1	0	0	1	0	1	0	1	0	0
8	Dispensary Assistant	1	0	0	1	0	0	0	0	0	0	0	0	0
9	Laboratory Assistance	1	0	0	0	0	0	0	0	0	0	0	0	0
	Total	42	11	5	6	2	3	3	2	3	3	2	1	2

1.5.3: Child Protection, Family Cases and Management

The increasing number of child neglect, child labour, child rights related abuses and other forms of discriminations against the vulnerable in society due to social pressure, awaken the need to put in place the District Social Protection Committee to oversee and curb these societal behaviors.

The Committee comprise of the DCD, DDE, DDSW/CD, DDA, DDH, Local Council of Churches Chairman, Chief Imam, T/A Rep, DPO GPS/DOVSSU, ISD,NCCE, CSO Rep, PTA Rep, KOYA, Market Queen –Mothers Rep and the District Magistrate. THE Committee mainstreamed child protection, violence against women and discrimination against the socially excluded interventions into Action Plans, Budgeting and the Monitoring and Evaluation of the outcomes.

The information below was some of the outputs of the Committee's interventional roles in the District led by the District Social Welfare and Community Development Department:

Table 1.5.3: Child Protection, Family Cases and Management

No	Type of Case	No of Cases	Cases Closed	Cases Pending	Cases Withdrawn	Percentage of Cases Resolved
1	Maintenance	27	24	2	1	88.9%
2	Child Custody	3	3	-	-	100%
3	Gender Based Violence	8	7	1	0	87.5%
4	Child Trafficking	1	1	0	0	100%
5	Family Tribunal/panel	8	6	1	1	75%
	Total	46	40	4	2	87%

Source: NNDA, DSW/CD, 2021

With the support from International Justice Mission (IJM), working to combat child trafficking, child sexual assault, cybersex trafficking, force labour and slavery in collaboration with the Social Welfare Department rescued an eight-year girl (Catherine) from Lakpor and reintegrated her with the parents at Botanga in the Northern Region.

1.5.4: Water and Sanitation

1.5.4.1 Access to Potable Water

The District has 142 hand- pump boreholes, 42 mechanized boreholes and 3 dams. There is also a conventional Small Town Water System in Damanko which has broken down due to constructional problem of inferior materials been repaired and functional. The portable water coverage improved from 43.33% in 2010 to 67.7% in 2021 due to increasing numbers of

boreholes in the communities. However, the water coverage falls drastically to 59.63% in the dry season as many of the boreholes dries up. The Water and Sanitation Management Teams (WSMTs) in the communities are not also functioning effectively due to capacity gaps in members. This leads to frequent breaking down of pipes and non- repair to many hands- pumped and mechanized boreholes. This compels them to resort to other sources such as dams, rivers, and streams water and other surface water. These have the potential of increasing water-borne diseases such as diarrhoea, typhoid fever, intestinal worms among others in the District.

Table 1.5.4.1: Availability of Water facilities and Service Levels:

Population	Existence Of Borehole Or Proximity				Existence Of Mechanized Pipe System Or Proximity to facility		Existence Of Limited Matriculation Or Proximity to facility	
	Boreholes	No. Functional	No. Sub-Optimally Functional	No. Non-Functional	No. Of Stand Pipe	No. Of Household Connections	No. Of Matriculation	No. Of Spouse
79,980	**142**	**45**	**11**	**78**	**67**	**0**	**42**	**123**

This indicates that, only 45 out of 142 boreholes in the District are fully functional. 78 of the total are not functional and 11 are sub optimally functional. This represent 55% non-functional borehole rate.

It also shows that the District has 67 stand pipes from the operation of the Damanko-Kpassa water system and 42 mechanized systems serving 123 households in the District.

The available water facilities data in the District with respect to the District population and the locations or spread of the facilities indicates that the following the Current potable Water Service

Coverage is determined by the served population (51,765) against the total population (126,096) over 100, giving us 41.05% and leaving the water coverage gap at 58.95%. The map below shows the water and sanitation facilities distribution in the District:

Figure: 1.3: Water and Sanitation Map

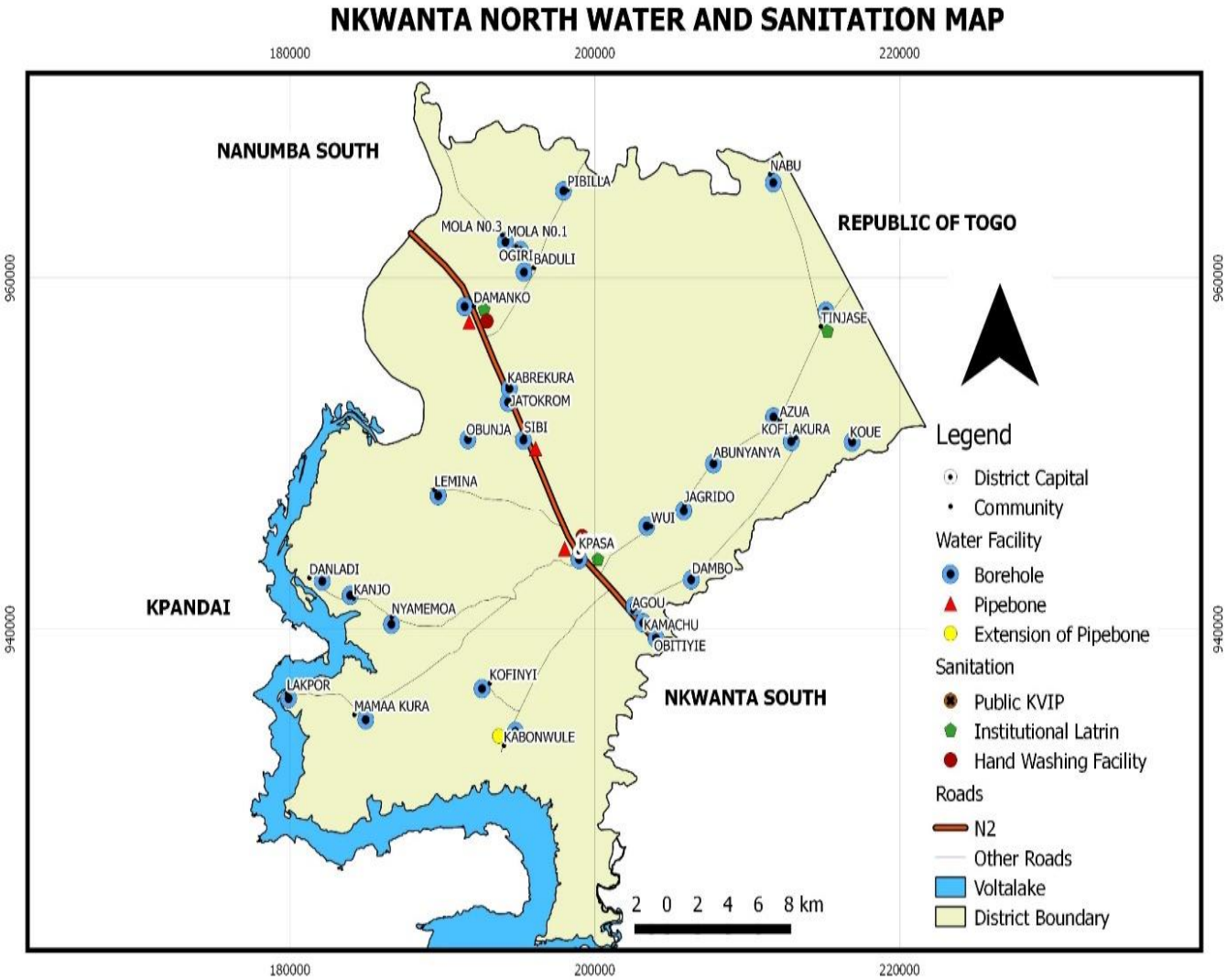

1.5.4.2 Sanitation Situation

Less than 20 per cent of the people in the district have access to sanitation facilities. Various types of sanitation facilities are being used in the district. According to Nkwanta North

Environmental Health Unit (NNEHU), All KVIP and public Pit Latrine constructed in the District is a 10-seater unit. Also, according to the NNEHU the coverage for a10 seater KVIP is to 250 individuals; a public Pit Latrine is 250 individuals; Private VIP is 15 individual; Private Pit Latrines is 15 individuals. Population coverage data was compiled using the above criteria.

In terms of solid waste disposal, there are no defined spots for dumping house hold refuse throughout the district. House hold refuse are dumped indiscriminately and even by road sides. There are also cemeteries throughout the district. Below is a table indicating the distribution of sanitation facilities in the district.

Table 1.5.4.2: Distribution of Sanitation facilities and progress of CLTS

Area Council	No. of Comm.	No. of Public KVIPs		No. of Public Pit Latrines	No. of Private KVIPs		No. of Institutional Latrines		No. of Private Pit Latrines	Total Population
		2020	**2021**	**2020**	**2020**	**2021**	2020	**2021**	**2021**	
Kpassa	27	14	16	0	267	297	21	28	0	26,307
Damanko	19	0	0	0	36	36	9	9	0	12,090
Tinjasi	17	1	1	0	7	46	9	9	0	10,180
Total	**63**	**15**	**17**	**0**	**300**	**279**	**39**	**46**	**0**	**48,577**

Source: Field Survey, 2021

Table 1.5.4.3: Schools with Hand Washing Facilities:

Area Council	**No. of Comm.**	**Hand washing facilities**	
		2015	**2021**
Kpassa	27	0	11
Damanko	19	0	4
Tinjasi	17	0	7
Total	**63**	**0**	**22**

Source: Field Survey, 2021

1.5.5: Natural and Man Made Disasters

The geology and vegetation of the district largely make sit prone to disasters, be it man made or natural. The district experiences fairly heavy rains during the rainy season and so makes it prone to natural disaster such as flooding and wind storms. The activities of humans have not helped matters either. Illegal felling of trees, bush burning for farming reasons during the dry season , uncontrolled land use such as building and other development activities tend to impact the environment negatively making it susceptible to both natural and manmade disasters.

The district in general too has a very low water table and as such the entire district experiences periods of drought especially during the dry season. Many tend to suffer water related diseases such as bilharzia, typhoid etc. This has long term health and food security implications as dry season farming is also non-existent here.

The District is vulnerable to natural and manmade disaster such as flooding, drought bilharzia, typhoid and wind storms etc.

1.5.6: Gender Equity Issues

Gender has been defined as the socially constructed roles between males and females. It can also be seen as differential roles assigned by the society for males and females. Most of these roles give men and boys undue advantages over women and girls. Men are often seen as family heads and they are the apparent owners of their family wealth and fortunes. Women on the other hand are considered as people who are married out of the family to join their husbands' families and as such cannot be entrusted with the family fortunes. This conception tends to deprive women of access to productive capital such as land and skills training. It even has implications for education as most families prefer educating boys to girls. Gender is therefore one of the cross cutting issues of the District's Development Process as it has implications for all aspects of the District's Development. The major Gender Concerns therefore include:

1.5.7: The Biological Role of Women

Women have the **God Given Role** as bearers of children. This child bearing role affects their economic activeness negatively. It also constrains them physically in their daily interaction with their male counterparts. This role is also a source of death for some unfortunate women who for some preventable but often neglected reasons lose their lives. It is therefore necessary to initiate measures aimed at addressing this biological concern of women and girls. This may include the

vigorous implementation of mother health care policy of the Ministry of Health by each Health Care Centre in the District and the improvement in Health Infrastructure eg CHPS Compounds etc.

1.5.7.1 Gender Roles against Women and the girl-Child

The gender roles assigned women make them subservient to men in many societies and institutions. To this end, they are responsible for not only raising children but also do most of the domestic chores such as sweeping, fetching of water, weeding the compound, washing the dishes, cleaning the toilet, fetching firewood, cooking, running the home kiosk etc. Men and boys' roles include taking the major decisions as head of the family and boys are preferred candidates when it comes to receiving the best education. It is gratifying to note that most of the assigned roles for women are often unpaid and not quantified jobs and this make their contribution largely unrecognized. This puts them at a disadvantage position as against their males. To address this concern there is the need for effective public campaigns on equal rights access and control to productive assets and equal share of house hold chores for the reorientation of children. Men should be encouraged to take up domestic roles as their female counterparts to serve as roles in their respective homes.

1.5.8. Economic Development

1.5.8.1 Access to Productive Capital and Skills Training

Access to productive assets such as land and other households' assets are seen as the preserved of men including access to education and training as against women. Women at best are considered an asset to men and can only be given rooms in family houses but are not usually considered as owners of family estate. They may have some limited access but totally no control over their own children, real estate and property such as tractor, motor which they have collectively acquired. Out of 15 members of the Nkwanta North District Assembly only two (2) are females, which implies that women are not fairly represented if it comes discussions on issues affecting women. This action requires more engagement with custodians of customs and the vigorous pursuance of girl-child education in the District coupled with the implementation of the Interstate Succession Law of Ghana

However, there are women groups engaged in various fields of human endeavour in the District especially the Kpassa new market where women owned about 90% of the shed allotted. The groups are involved in baking, fish smoking and processing, gari processing, vegetable production and trading among others. The aim, therefore, is to empower women in the District to be economically self-supporting through engagement in income generating activities which would encourage them to be more readily responsive and confidently participate in the social, economic and political playing field in the District. This is expected to lead to the social and economic well-being of women and for the total development of the district.

1.5.9: Culture

1.5.9.1: Traditional Setup

The indigenous ethnic groups found in the District are predominantly Konkombas with their brothers; the Basaris, Ewes, Kotikolis, Nawuris among others. The cultural diversity as a result of the cosmopolitan nature of the District makes it beautiful and attracting more people to the area.

1.5.9.2: Traditional Festivals

There are a number of traditional festivals that are organized and celebrated throughout the District. These festivals offer special interest to both foreigners and indigenous tourists. Often associated with these festivals are durbars of chiefs, fire festival and the annual "Yam Festival" Linijil (yam festival) celebrated by Konkombas. It is celebrated each year to thank the gods for good harvest which brings together people from far and near for families reunion, merry making, and contribute towards the development of the area.

1.5.9.3: Religion

The inhabitants of the District are very religious and are affiliated to one form of religion or the other. These include Christianity, Islam, Traditional and those who do not belong to any religion at all. Christianity is the predominant religion with about 54% of the population believing in the faith. This is followed by Islam, which accounts for about 38% whiles other such as Traditional African beliefs and the rest make up about the 8% of the total population.

1.5.9.4: Socio- Economic Potentials

The District has untapped tourism potentials capable of transforming its economy, as well as its overall contribution to national income when fully developed. The beautiful landscape and numerous eco-tourism sites make it one of the most important tourism areas in the Region. Notable among these potentials are beach resorts along the Oti Basin in three communities within the District. Namely: Beach Resort at Damanko, Beach Resort at Danladi and Beach Resort at Kabonwule.

The District has the following untapped tourism features: Hippopotamus Sanctuary at Kprankpran and Monkey Sanctuary at Abrewa-Nko and Kabonwule. The District is therefore a destination for tourists, researchers, students, holiday makers and sightseers. The people in the communities of these attractions are more than willing to express their hospitality to all visitors

Guest Houses, Restaurants and Bars are found at vantage points in these areas. Some of the Guest Houses are: Y- Good Morning, Who Knows, Oti Plaza, City Hotel, and Paradise among others.

1.5.9.5: Local Market

The District has the following markets in operations. It provides market for farmers to sell their produce. It operates on weekly basis. Coincidentally, the two bigger markets, that is, Kpassa and Damanko have their markets on the same day.

Although the District has 9 market centres as indicated in table 1.5.9.5 below, the Assembly has revenue collectors in six of these markets. The reason is not only the scarcity of revenue collectors, but also, logistics and lucrativeness of engaging collectors. Management are working hard to raise the status of the other markets to revenue generation levels and new committed revenue collectors.

Table 1.5.9.5: The District Market

No.	Community/Village	Market Name	Coordinates	Market Status (Permanent Or Temporal)	Type Of Market	Number Of Vendors	Number Of Visitors Per Day	Number Of Communities/Villages Resident Attending The Market	Names Of Communities/Villages Covered
1	Kpassa	Kpassa New Market	8.49865 0.30277	Permanent	Assembly Market	3000	3000	200	Kpassa, Tindani-Akura, Jumbo, Agoo, Kamncho and Ebiteyie
2	Kpassa	Kpassa Evening Market	8.70217 0.17204	Permanent	Rural Primary	1000	2000	10	Kpassa, Tindani-Akura, Jumbo and Ebiteyie
3	Damanko	Damanko Market	8.70217 0.17204	Permanent	Assembly Market	2000	2000	100	Damanko, Papaya and Badule
4	Sibi	Sibi Market		Permanent	Assembly Market	2000	2000	100	Sibi-central, Sibi-hilltop and Kabre-Akura
5	Tinjasi	Tinjasi Market		Permanent	Assembly Market	2000	2000	100	Tinjasi and Donko-Akura
6	Nabu	Nabu Market		Permanent	Assembly Market	2000	2000	100	Nabu

7	Kanbunwule	Kanbunwule Market		Permanent	Assembly Market	1000	1000	50	Kanbunwule
8	Danladi	Danladi Market		Permanent	Assembly	1000	1000	50	Danladi
9	Kofi-Akura	Kofi-Akura Market		Permanent	Rural Primary	400	100	50	Kofi-Akura
	Pibilla	Pibilla Market		Permanent	Rural Primary	400	100	50	Pibilla

Source: DPCU Survey: 2021

1.5.10: Local Economic Development

This district is largely an agrarian economy, with almost 80% of the citizens directly engaged in agriculture and related businesses. There are however some small scale business ventures in the district ranging from petty trading (household provisions, cosmetic products, alcoholic and non-alcoholic beverages etc) to food processing (Gari, fish smoking etc). Other small scale businesses include building material sales, Vehicle spare parts outlets and Agro-chemical stores. Most of these businesses employ little to no technology of any form in their operations. Things are pretty much still manually done. Most also lack the requisite managerial skills to help them improve on their businesses. Branding and packaging as well as marketing of their products are also a huge challenge militating against their progress and sustainability.

The district also has areas of potential economic benefits that can be exploited. The Shea-nut industry is one of these potentials existing in the district although the trees are scattered around the various communities. Again the district has about 100% coverage in the Oti river Basin this means there's a huge potential for all year round farming especially along the banks of the river. Aqua culture is another area the district can look at. The district can invest or train people to engage in pond or cage fish farming. This has a potential of increasing economic activities and also creating jobs. Besides, the River Oti could be a source of tourism attraction for the district with the development of resorts and beaches at specific locations such as Damanko and Kabonwule.

1.5.11: Economy of the District

The District has a total population of 34,404 persons who are 15 years and older, out of which 26,741 representing 77.7 percent is economically active whereas 7,663 persons representing 22.3 percent is economically inactive.

Reported unemployment is very low in the District. Among the economically active population, 99.1 percent are employed with less than one (0.9%) percent being unemployed. The unemployed persons are also made up of those who are available and seeking work for the first time (42.1%) or having ever worked before but are now available and seeking for work (57.9%).

There is very little difference in the proportion of economically active males (78.3%) and females (77.2%). About the same proportions of males and females are currently employed (99.0%).

Among the unemployed, more females (62.8%) are first time job seekers compared to males (52.1%).

However, amongst the population who are economically active, 26,487 of them representing 99.1 percent is employed with less than 1 percent being unemployed. The unemployed persons are also made up of those who are available and seeking work for the first time (42.1%) or having ever worked before but are now available and seeking for work (57.9%).

Figure 1.5.11: Economically Inactive Populations by Sex

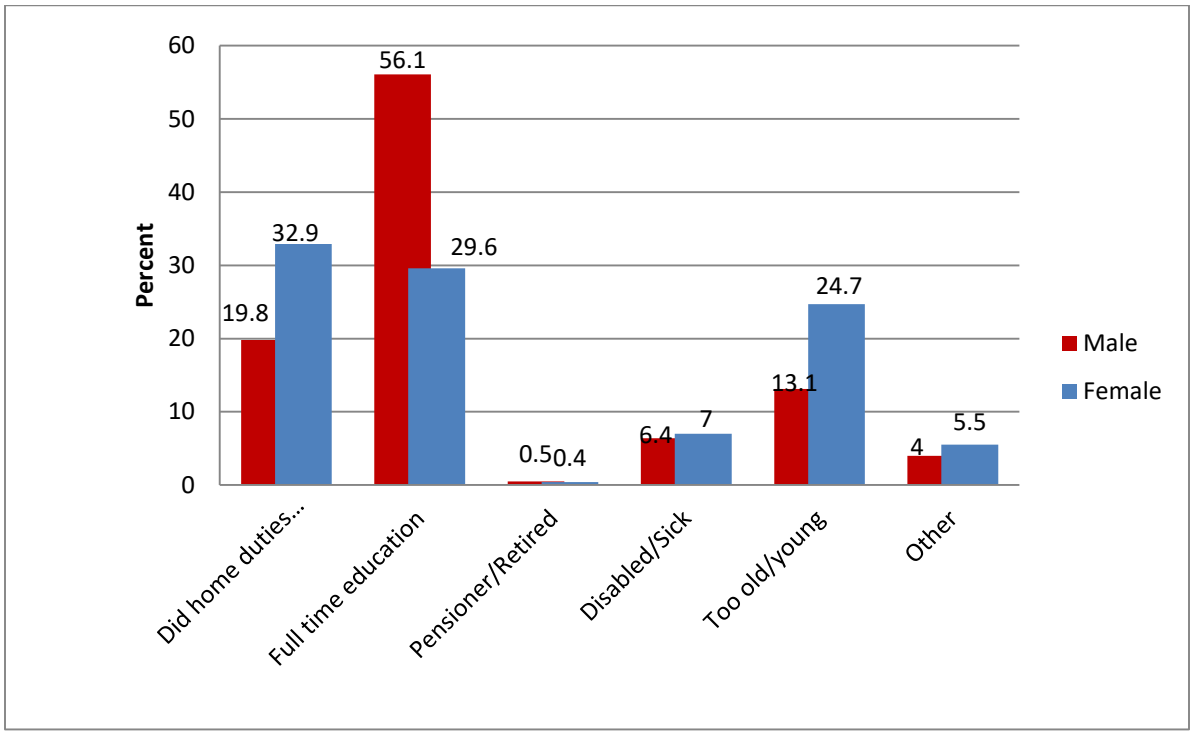

Source: 2010 Population and Housing Census

A large majority of the economically inactive population (88.0%) fall into three main categories namely full time education (42.2%), did household chores (26.6%) and too old/young to work (19.2%).

In terms of sex, it is interesting to note that, amongst the economically not active males, majority (56.1%) are in full time education followed by household chores (19.8%) and too old/young to work (13.1%). About six percent (6.4%) are disabled/sick with less than 1% (0.5%) being as a result of pension and retirement.

The females also follow the same pattern. They are economically not active as a result of their involvement in home duties (32.9%) with full time education following closely at (29.6%) and too old/young (24.7%).

The analysis provides data on the economic activity status of the population 15 years and older by age and sex. Horizontal percentages calculated from the table shows that the proportion employed increased sharply with increasing age from 51.2 percent for the age group 15-19 to 94.1 percent in the age group 35 -39. It reduced slightly to 92.2 percent and then fell again

slightly to 85.8 percent at age 55-59 years which is the threshold age before legal retirement. The proportion employed then reduces significantly to 51.8 percent at age 65 and older.

For the economically inactive, an opposite trend is observed. The proportion reduces by half with increasing age from its peak of almost fifty percent (48.3%) at age 15-19 years to 24.6 percent at age group 20-24 years. It then continues to decline to age 45 to 49 and it rises again for every age until 65 years and older.

Unemployment which is generally low rose from 0.5 percent in the age group 15-19 to its peak of 1.3 percent in the age group 20-24. It then starts a downward trend until it begins to increase again at age 50-54 years.

By sex distribution, Table 1 also shows a similar pattern of economic status by age as was observed for the entire district except that magnitudes for the proportions of decline differ for males and females. For instance the percentage of employed males increased with age, rising from 50.2 percent at age group 15-19 to 95 percent for age group 50-54 years then falls significantly to 63.8 percent by age 65 years and above. Whereas for females, even though it follows the same pattern, and peaks at an earlier age of 35-39 it falls significantly to 39.9 percent by age 65 years and above.

1.5.12: Spatial Organization

Spatial analysis deals with the nature of distribution of settlements and their functions in the space economy. This affects accessibility to basic services, employment opportunities, size and distribution of incomes and other developmental issues. This shows the importance of spatial organization of population, settlement patterns, services, surface accessibilities, commodity in the planning of developmental policies and programs for the District.

1.5.13: Settlement Pattern

With a population density of 40 persons per square kilometre, the district is sparsely populated when compared with the regional average of 77 persons per square kilometres. There are about 66 communities with a population above 75 persons (2010 Population and Housing Census). In all, there are over 200 scattered settlements in the district (Field Survey, 20012). This shows that majority of the inhabitants live in isolated hamlets and cottages preferable on their farms. Thus, the general settlement pattern of the district can best be described as dispersed type.

This dispersed settlement pattern makes it difficult to provide essential social services to most people in the district. The major settlements in the district are lined up along the Kpassa – Damanko trunk road that stretches from the South to the North.

The scale of centrality index indicating the hierarchy of settlements, we have only Kpassa as the only Level 2 settlement, three Level 3 settlements, and eleven Level 4 settlements.

CHAPTER TWO

2.0 SUMMARY OF KEY DEVELOPMENT ISSUES

Through the performance review of the 2018-2021 DMTDP and the analysis of the district profile, the table below presents the summary of the key development issues:

Table 2.1: Summary of key development issues

Development Dimension	Sector Programme	Key Identified issues (as harmonised with inputs from the performance review, profiling and community needs and aspirations)
Economic Development	Local Economic Development (LED)	Inaccessible credit facilities
		Weak linkage between Village Savings and Loan Associations (VSLA) groups and Financial Institutions for the sustainability of the concept
		Financial constraints on Small Farmers Base Organisations (SFBO)
		Ineffective collaboration between the private sector and public sector
		Lack of access to ready market of farm produce
		Poor road network
		Inadequate access to modern technological facilities.
		Lack of Agro processing facilities
		Inadequate skills development opportunities
		Lack of irrigational facilities
		High Interest rate from financial institution on private sector business.
		Informal nature of businesses
		Limited attention to the development of tourism at the local level
	Modernisatio	Low adoption rate of agricultural technology
		Unpredictable rainfall pattern in the district

	n of Agriculture in Ghana	Inadequate extension officers
		Lack of irrigational facilities
		Low level of agriculture modernization
		High cost of agriculture machinery and equipment
		High incidence of drudgery in Agriculture
		Limited research on industrial uses of locally produced crops and livestock
		Poor storage and untimely release of planting materials and certified seeds
		Limited participation of beneficiaries in the extension programme planning and implementation
		Limited access to extension services, especially by women agriculture operators
		Poor rural road infrastructure
		Inadequate agribusiness enterprises along the value chain
		Limited public private sector engagement in the agricultural sector
		Inadequate private investments in agric-business ventures
		Inadequate dissemination of information on the business opportunities along the agriculture value chain
		Low quality and inadequate agriculture infrastructure
		Low patronage of locally produced/processed products (due to lack of awareness , high cost, prejudice and poor packaging
		Limited access to market information
Environment, Infrastructure and Human Settlements	Works and Physical Planning	Non-compliance of the settlement lay-out plan of the district
		Inadequate funding for physical planning activities
		Weak enforcement of planning and building regulations
		Inadequate funds to continue with street naming and property addressing system in the district.
		Limited spatial development lay-out plans in district (Small towns)
		Lack of digital planning schemes in the district especially Salaga town.
		Unavailability of satellite images for the district
		Inaccessible/poor Road Network in the district especially during the rainy season.
		Limited access to public information
		Over dependence on wood fuel
		Limited awareness of energy conservation measures
		Overburdening of women and children with the collection and use

		of fuel wood and charcoal
		High exposure of women to indoor pollution
Social Development	Health	Inadequate midwives and CHNs for effective service delivery
		Inadequate health facilities in the District
		High infant and maternal mortality rate
		High Doctor-patient
		Delay in the payments of the NHIS claims
		Inadequate modern medical equipment and supplies
		Inadequate latrines in public institutions in the District
		High level of stunting and underweight children
		Persistent high under-nutrition and malnutrition especially among children
		Increasing incidence of lifestyle and diet-related diseases
		Huge gaps in geographical access to quality health care
		High morbidity and mortality from malaria
		Inadequate and decreasing resources for HIV & AIDS
	Education	Lack of entrepreneurial skills for self-employment
		Unacceptably high number of untrained teachers at the basic level
		Poor quality of teaching and learning especially at the basic level
		Poor infrastructural conditions in schools
		High rate out-of-school Children in various communities as result the dispersed nature of the settlement in the district
		Weak monitoring and supervision in schools
		High Rate of Teachers absenteeism in Schools
		Inadequate Teaching and Learning Materials (TLMs)
	Environmental Health	Inadequate Teachers/staff Accommodation
		Difficulty in the disposal of liquid and solid waste
		Inadequate staff accommodation across all sectors.
		Inadequate office equipment and furniture
		Lack of internet connectivity in offices for easy transmission of data.
		Inadequate Education on Water, Sanitation and hygiene (WASH) situation district wide.
		Inadequate supply of potable drinking water
	Social Welfare/ Community Development	High Rate of Open Defecation
		Difficulty of community members adopting the CLTS concept district wide
		Absence of demarcated Landfills sites for refuse dump.
		Inadequate and poor quality infrastructure and absence of

		disability-friendly facilities in communities and schools
		Significant number of children of school-going age not in school
Governance, Corruption and Public Accountability	Central Administration	Low representation of women and vulnerable groups in decision making especially at General Assembly
		Weak implementation of administrative decentralization
		Ineffective sub-district structures
		Expenditure decisions taken at the central government level
		Weak participation of citizenry in planning and budgeting
		Low patronage and demonstration of commitment to the implementation of the NACAP
		Weak record keeping
		Low level of transparency and accountability of public institutions
		Limited and unsustainable implementation of some programmes and projects
		Low representation of women and vulnerable groups in decision making especially at General Assembly
		Weak implementation of administrative decentralization
		Ineffective sub-district structures
		Weak spatial planning capacity at the local level
		Inadequate exploitation of local opportunities for economic growth and job creation
		Limited capacity for revenue mobilization
		Low public interest in public institutions
		Weak spatial planning capacity at the local level
	Finance	Inadequate exploitation of local opportunities for economic growth and job creation
		Limited capacity for revenue mobilization

		Inadequacy of and delays in central government transfers
		Limited implementation of fiscal decentralization policy
		Interference in utilization of statutory funds allocation
		Untapped revenue sources
		Revenue mobilisation leakages
		Unavailability of established revenue data base system for easy tracking of revenue sources and reporting
		Tax evasion on the part of tax payers.
		Weak revenue collection Task Force.
	Emergency Planning and Response (Including Covid-19 Recovery Plan)	Incidence of natural disaster
		Human induced events (sand winning, encroachment, domestic and bush fires, etc.)
		Inadequate knowledge on disasters
		Poor early warning systems
		Child labour and trafficking
		High School rate and teenage pregnancy
		High crime rate
		Low production and demand for agribusiness products
		Inadequate sensitization of the public on COVID-19
		Limited capacity for water delivery
	Implementation, Coordination, Monitoring and Evaluation	Delay in the release of approved funds
		Inadequate Internally Generated Funds (IGF)
		Weak collaboration in the design and implementation, M&E of government programmes and projects
		Lack of statutory budgetary allocation for M&E
		Inadequate evaluations at all levels
		Limited M&E competencies
		Weak and fragmented M&E information systems at all levels
		Weak reporting and unreliable M&E data

		Different reporting cycles and formats by departments
		Delay in the release of approved funds
		Inadequate Internally Generated Funds (IGF)
		Weak collaboration in the design and implementation, M&E of government programmes and projects

CHAPTER THREE

3.0 DEVELOPMENT PROJECTIONS, GOALS, OBJECTIVES AND STRATEGIES

3.1 Introduction

The chapter focuses on the details of projected development requirements for the period 2022-2025, development issues, thematic goals, objectives and strategies based on the various development gaps identified in the district which need to be addressed to bring the desired development to the people. These developmental gaps or issues cut across all the sectors of the District economy. The Goals and Objectives will further be provided with strategies as to how to achieve them in conformity with the National Medium-Term Development Policy Framework for the 2022 -2025 planned period.

3.2 Development Projections

The development projections is formulated based on the development gaps identified and the desired future needed for the citizenry of the District for 2022 to 2025 to enable them leap out of their undesirable situation as Ghanaians through the provision of additional social, economic and infrastructural needs through good governance.

3.2.1 Population Projection

Using the Ghana Statistical Service (GSS) population figure for the District as the basis, the population is projected based on the following assumptions:

- the population growth rate of 2.5% (Regional growth rate) will remain unchanged
- The Total Fertility Rate (TFR) for the District of 3.0 will remain unchanged
- Migration rate will remain unchanged.
- All other influencing variables held constant.

The 2021 Population and Houses Census provisional result was therefore used to project and estimate the Nkwanta-North District population for the planned period. The main issues here concern population change and its implications for development including natural resources

management, land use planning, employment and social infrastructure provision such as schools, health facilities, water, security and AEAs in the District and other implications of population change such as urbanization.

The projected population of the District from 2022-2025 is shown in the table 3.1 below.

Table 3.2.1.1: 2022 -2025 Population Projections of the District

Year	Population	Male	Female	Remark
2021	126,096	62,622	63,474	Projection
2022	129,248	64,107	65,141	Projection
2023	132,480	65,710	66,770	Projection
2024	135,792	67,353	68,439	Projection
2025	139,187	69,039	70,150	Projection

Source: NNDA, DPCU Deskwork, 2021

As it can be established from the table 3.1 above and figure 3.1 below, the District population will increase as a natural phenomenon if all things are held constant. This means that there is bound to be pressure on the existing facilities in the course of service delivery and there is the need to intervene by committing resources to their provision in catering for the growing population in terms of economic, social and infrastructure.

Figure 3.2.1.2: 2022-2025 Population Projections Dynamics

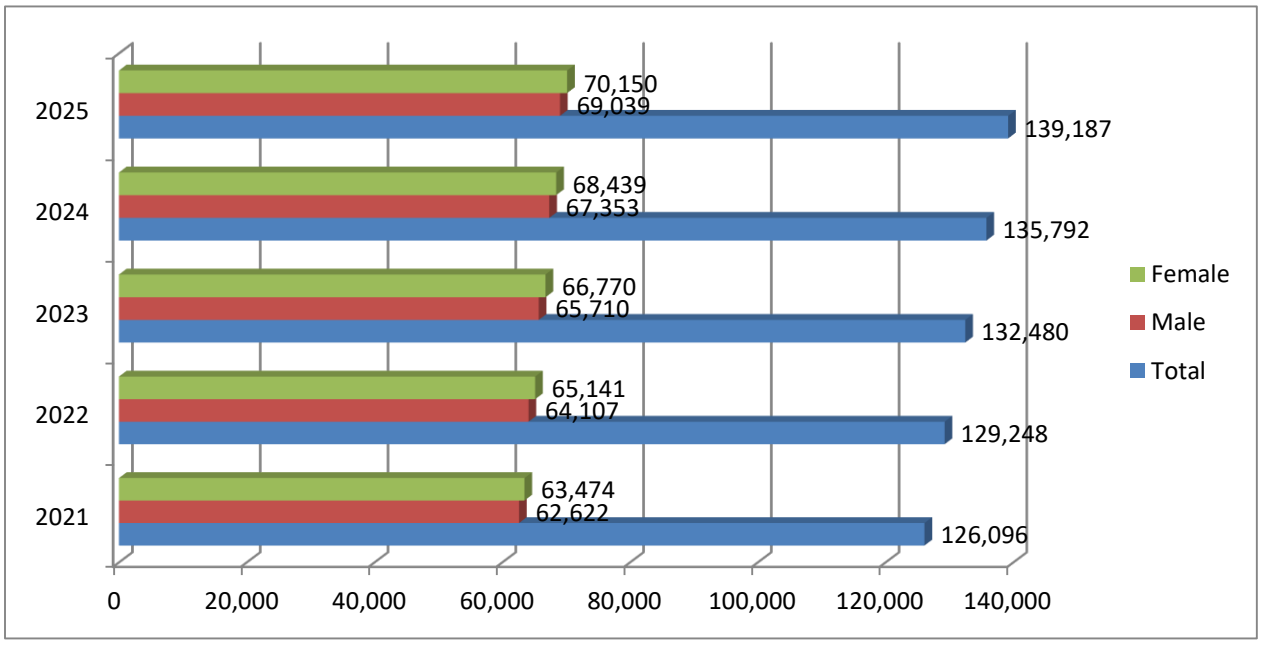

Source: NNDA, DPCU Deskwork, 2021

Table 3.2.1.3: Population Age and Sex Projection for 2022-2025

Growth Rate	Age Group	Base Year (2021)	District Projected Population			
			2022	2023	2024	2025
0.029	0-14 yrs	55,482	56,869	58,291	59,748	61,242
	15-64 yrs	65,570	67,209	68,889	70,611	72,376
	65+ yrs	5,044	5,170	5,299	5,431	5,567
Total		126,096	129,248	132,479	135,790	139,185

Source: NNDA, 2021 PHC/DPCU Deskwork, 2021

Table 3.2.1.4: Projection of District Population Density (2022-2025)

Using 2021 as the Base Year	Projected Population Density				
	2021	2022	2023	2024	2025
26.59	27.37 sq/km	28.17 sq/km	29.00 sq/km	29.86 sq/km	

Source: NNDA, 2021 PHC/DPCU Deskwork, 2021

3.2.2 Infrastructure Needs Projection

The natural increased in population of the District will automatically demand an increase in the infrastructural development to accommodate them, be it health, education, water and sanitation, roads among other infrastructures within the planned period. The projection of the revenue sources through the widening of the revenue net of the District especially the Internally Generated Fund (IGF) is also paramount.

3.2.3 Social Development Projections

3.2.3.1 Educational Needs Projections

The table below provides details of the number of pupils and students per class as indicated in the revised planning standards and District Education Directorate Quarterly Reports, 2021

Table 3.2.3.1: Planning Standards for the Provision of Educational Facilities

	Planning Standards		Details on Conditions in District						
Level	Enrolment Per Class	Population to be Serviced	No. of	Total Enrol	Class Blocks	No. of classro	No. with Decent	No. with	Gap

	Min	Max	Min	Max	Schools	ment	Expected	om blocks Available	Structure	Dilap Struct/ No. Under Trees	
KG	40	50	1,000	5,000	116	6749	116	92	54	38	16
Primary	40	45	1,500	6,000	116	19179	116	92	70	22	48
JHS	30	35	5,000	10,000	73	6404	73	63	45	18	27
SHS	30	35	10,000	20,000	5	3057	15	10	6	4	5

Source: Planning Standards and Zoning Guidelines, 2011 and 2020 Annual Reports, GES Direct.

Table 3.2.3.1 provides details of the minimum and maximum enrolment limits for the K.G, Primary, JHS and SHS levels and the details of the number of schools at each of the levels, enrolment, number with decent structures, number with dilapidated structures and number under trees matched against the planning standards.

An analysis of the state of classroom blocks at all levels across the District revealed that class sessions are held in dilapidated blocks or under sheds and trees is 41.3% at the K.G level, 24.0% at the primary level and 28.6% at the JHS level. The effect of this on teaching and learning cannot be over-emphasized.

Furthermore, an analysis of access to these facilities by Persons' with Disability (PWDs) revealed that all the decent classroom facilities at each of the levels have disability ramps and consequently are accessible by PWDs. A further analysis of the ramps revealed that they are not constructed according to standards. Hence, efforts must be made by the Assembly to ensure that the disability ramps are constructed according to standard.

It could therefore be deduced that the District within the medium term will require; K.G classroom blocks sixteen (16) decent classroom blocks, forty-eight (48) classroom blocks at the primary level and twenty-seven (27) classroom blocks at the JHS level to enhance access to quality education and improve teaching and learning. At the SHS level, the District will require 30-units classrooms in the existing schools. Moreover, the district will require the establishment of tertiary institution to enhance access to tertiary education.

Table 3.2.3.2: Projections on Education Enrolment for 2022-2025

Level	**2021 base year**		**2022**		**2023**		**2024**		**2025**	
	Male	Fem	Male	Fema	Male	Fema	Male	Fema	Male	Female

		ale		le		le		le		
KG	3357	3211	3440	3291	3526	3313	3614	3396	3,704	3,481
Primary	9415	8337	9650	8545	9891	8758	10138	8977	10,391	9,201
JHS	2708	2076	2776	2128	2845	2181	2916	2236	2,989	2,292
SHS	1407	892	1442	914	1478	937	1515	960	1,553	984
Total	**31,603**		**32,186**		**32,929**		**33,752**		**34,595**	

Source: NNDA, GES Directorate, 2021

3.2.3.3 Pupil-Teacher Ratio

The current situation as established from the analysis, the ratio for the KG is 1:91, 1:50 for the Primary School and 1:14 at the JHS Level. It could therefore be deduced that the pupil-teacher ratio at the K.G and primary levels are not in conformity with standards of Ghana Education Service pupil-teacher ratios.

However, it is below the standard at the JHS level and there is the need to rationalise teachers to ensure that the underserved schools are appropriately posted with teachers.

It is expected that the enrolment will increase at 2.5% annually at each level. It is therefore projected that within 2022 planned period, the GES Directorate would need additional 62 teachers for the District making a total of 173 teachers at the K.G level and 130 teachers at the primary level.

Table 3.2.3.3: Pupil-Teacher Ratio Projections

School Level	Standard	No. of Teachers	Enrolment (2021)	Existing Pupil-Teacher Ratio	Projected enrolment increase of 2.5% annually	No. of teachers required
K.G	1:50	72	6568	1:91	2022 -6,731 2025 -7,185	2022-135 2025-144
Primary	1:45	354	17,752	1:50	2022 - 18,195 2025 -19,592	2022-404 2025-435
JHS	1:35	323	4,784	1: 14	2022 - 4,904 2025 - 5.281	2022-140 2025-150

Source: NNDA, GES/DPCU Deskwork, 2021

3.2.4: Health Needs Projections

Table 3.2.3.4: provides details of the minimum and maximum population threshold that requires the provision of a specific health facility per the planning standards.

It is to ensure quality healthcare service delivery as indicated in the revised planning standards and Quarterly Reports Directorate Health Directorate, 2021. The gaps are enormous as it can be seen in the last column of the table.

Table 3.2.4.1: Planning Standard for the Provision of Health Facilities

Facility	Sphere of Influence	Population Threshold		Details on Conditions in Municipality				
		Min	Max	No. Expected	No. Available	No. Functional	No. Non-Functional	Gap
CHPS Compound	Whole electoral area	-	5000	25	11	11	0	14
Health Centre	10 miles radius from sub-district	5000	10000	12	3	3	0	9
District Hospital	Entire Municipality	10,000		1	0	0	0	0

Source: Planning Standards and Zoning guidelines, 2011 & 2020 NNDA Annual Progress Report

Considering the deprived nature of the district land mark, proper projection of health needs of the people should reflect in the quality health care delivery to cover the stipulated time frame of the MTDP.

In projecting for the health facility requirement for the District, the thresholds that guarantee the provision of facilities like hospitals, health centers and CHPS compound were used under the following assumptions to arrive at the table 3.2.3.4.1 below;

- The population growth rate will remain constant throughout the plan period
- The existing health facilities shall be maintained during the plan period
- On-going facilities shall be completed during the plan period

Table 3.2.4.2: District Health Needs Projection for 2022-2025 MTDP

District Health Facilities	Using (2021) as base year	2022		2023		2024		2025	
	No of facilities available	Needed	Gaps	Needed	Gaps	Needed	Gaps	Needed	Gaps
Hospital	0	1	0	2	1	2	1	2	1
CHPS Compound	11	13	3	16	2	18	3	21	2
Poly clinics	0	2	0	2	0	2	1	3	1
Health Center	3	6	3	8	2	10	3	13	2

Source: NNDA, GHS Reports /DPCU Deskwork, 2021

3.2.4.3: District Projection of Health Personnel

The District is on the mission of ensuring that, it citizens have access to quality health care delivery. This largely depends on the existence of the required number of qualified health personnel. The following assumptions were considered in the projection of health personnel required for the plan period:

- The existing health personnel shall be maintained during the plan period.
- The Government should establish health training college to train nurses to strengthen the existing personnel as well as cater for the rapid urbanization emerging population.

Table 3. 2.4.3: Projected Health Staffs Required for the 2022-2025 MTDP

District Health Staff	Using 2021 as the base year	Projected staff to be targeted for the planned period			
		2022	2023	2024	2025
Midwives	11	7	6	9	10
Nursing Officer/Nurse Practitioner	1	6	8	10	12
Staff Nurse	1	5	6	3	4
Community Health Nurse	35	4	3	5	6
Field Technicians	3	8	10	12	12
Enrolled Nurse	16	30	36	40	45
Health Promotion Officer/Assistances	1	6	7	8	10
Casuals	19	4	4	4	4
Estate	0	1	1	1	1
Transport Officer	0	1	1	1	1
Supply Officer	0	1	1	1	1
Technical Officer (Nut)	2	3	4	5	6
Technical Officer (DC)	1	2	3	3	4
Drivers	1	1	2	1	2
Procurement Officer	0	1	1	1	1
Storekeeper	0	1	2	1	2
Laborer/Orderly	2	2	2	2	2
Security/Watchman	1	2	1	2	2
Health Information	1	1	2	1	2
Public health Nurse	0	1	1	1	1
Dispensary Technician	0	1	2	2	1
Account Officer	0	1	1	1	1
Laboratory Technician	0	1	2	1	2
Medical records assistance	0	2	2	1	2

Source: NNDA, GHS, 2021

3.2.3.5: Doctor-Patient Ratio

There is no Medical Doctor in the Health Centre except two Physician Assistants in the District implying that one Physician is to 63,048 patients (1:63,048) which is against the standard of 1:2,500 patients. It is therefore projected that within the medium term planned implementation period, a District Hospital be built and about five Medical Doctors and other critical health personnel posted into the District to reduce the ratio to 1: 10,508 patients for quality healthcare service delivery.

3.2.3.6: Nurse-Patient Ratio

The District has a total of 211 nurses and this translates into a nurse-patient ratio of 1: 597 patients which is against the health provision standard of 1: patients. It is therefore projected that within the medium term, the nurse-patient ratio will be reduced to 1: ….

3.2.3.7: Midwife-Patient Ratio:

The District can now boost of 11 midwives to the 16 CHPS Compounds and this has brought about tremendous efforts in healthcare service delivery.

This translates into a midwife-patient ratio of 1:770 patients which is against the standard of 1:1613 patients. It is therefore projected that within the medium term, the midwife-patient ratio will be reduced by 50%.

3.2.4: Water Needs Projections

Table 3.2.4: Showing Planning Standard for the Provision of Water Facilities

Facility/Type	Population Threshold	No. Expected	No. Available	No. Functional	No. Non-functional	Gap
Borehole (handpump)	300	1100	605	453	152	495
Small Town Pipe System	2001 – 5000	10	1	1	0	9
Pipe System	Above 5000	3	0	0	0	3

Source: Planning Standards and Zoning guidelines, 2011 and Annual Progress Report, 2020

From Table 3.2.4 it is projected that within the medium term, a total of 32 boreholes, nine (9) small town water systems and three (3) pipe systems will be needed for the growing towns. Also, the broken down boreholes will be rehabilitated on yearly basis to enhance access to safe water.

3.2.5 Sanitation

The total number of communities declared Open Defecation Free (ODF) in the District is 122 representing 83.56%% as of the end of 2021. It is therefore projected that by the end of the planning horizon, 90% of communities will be declared ODF including the small towns.

Also, an analysis of data on sanitation infrastructure (toilet facilities) in schools at all levels revealed that, about 67% of schools have access to toilet facilities but 15% have changing rooms for girls in school and with this backdrop in the medium term under review, it is projected that 45% of the schools will benefit from institutional latrines with girls' changing rooms to ensure retentions in schools.

3.2.6: Telecommunication Network

According to the DPCU, 2021, 76% of communities within the District have access to Telecommunication networks (MTN, Vodafone, Tigo etc) out of which less than 45% have access to quality internet services. It is therefore projected that within the planning horizon, 70% of communities within the District will have access to quality telecommunication networks to enhance socio-economic growth.

3.2.7 District Security Needs Projections

It has been established that there are only 10 police personnel in the District with the ratio of 1:12,609 citizens which is against the standard ratio of 1:500 persons.

The police personnel needed to ensure the protection of life and property and as well as maintain law and order in the District was also projected to be 252 police personnel based on the following assumptions that:

- The available number of police station will not change
- Kpassa, Damanko and Tinjase police stations will be functional during the plan period.
- Other police posts will established at appropriate places to ensure proper policing.

Table 3.2.7: Projections for Police Stations

Facility	2021 (base year) Available	Required			
		2022	2023	2024	2025
Police station	3	4	5	6	7
Police personnel	10	25	40	55	70

The projected police force will reduce the police –citizen ratio to 1:1,801 to ensure sustainable

security in the District and creating the enabling environment for socio-economic activities for an enhanced desired development.

3.2.8: Revenue Projections

The main revenue sources of the Assembly emanate from internal and external sources; that areInternally Generated Funds (IGF) and District Assemblies Common Fund (DACF), District Assemblies Common Fund -Responsive Factor Grant (DACF-RFG) or the Central Government direct support. Some other Development Partners undertakes some development interventions directly and indirectly in the lucky MMDAs.

Based on trend analysis from 2018-2021, the revenue projections for the medium term are based on the following assumptions, that;

- IGF will increase averagely by 10% annually within the planned period.
- Proportionate annual increase of 10% in DACF allocation within the planned period.
- The Assembly will pass the District Assemblies' Performance Assessment Tool (DPAT) annual assessment within the medium term

Table 3.2.8 provides details of the projected revenue within the medium term from 2022-2025 for all major revenue sources of the Assembly with 2021 as the base year.

Table 3.2.8: Showing Projection of Major Sources of financial resources to the Assembly

Sources	2021	2022	2023	2024	2025
GOG	360,447.55.00	396,491.70	436,140.87	480,140.87	528,154.96
IGF	418,000.00	459,800.00	505,780.00	556,358.00	611,993.80
DACF	3,879,954.54	4,267,949.99	4,694,744.99	5,164,219.49	5,680,641.44
DACF-RFG	1,015,859..00	1,117,444.90	1,229,189.39	1,352,108.33	1,487,319.16
TOTAL	**5,674,261.09**	**6,241,686.59**	**6,865,855.25**	**7,552,826.69**	**8,308,109.36**

Source: Nkwanta North District Assembly Composite Budget, 2021

3.2.9 District Development Goals, Objectives and Strategies

3.2.: Development Focus

Development focus is the key issue that needs to be pursued in order to eliminate development problems and bring about improved living conditions of the people in the District. Based on broader consultation, and considering the major development challenges, the development focus/theme of the District within this Medium Term is "*to stimulate local Economic development through investment in productive*infrastructural development and the development of human capital of the District.

With the aim of achieving the development focus set above, the District has formulated below as its Development Goal: *To build a strong foundation for a smooth take-off of Accelerated Economic and social development.*

To be able to achieve the Development goal, the District assembly has adopted the following sustainable prioritized issues which are categorized under the various thematic area of the National Development Policy Framework 2018-2021 as presented in table 3.3.2.9 below:

Table 3.2.9: Matrix Showing Goals, Objectives and Strategies linked with the MTNDPF

District Issues, Goals, Objectives and Strategies				Aligned with MTNDPF			
Issues	Goals	Objectives	Strategies	Issues	Goals	Objectives	Strategies
Low level of IGF Delays in the release of external funds. i.e. DACF, DACF-RFG, GOG	To improve fiscal performance of the Assembly	To improve IGF performance by 10% annually within the planned period	Strengthen stakeholder engagement on fee-fixing Develop Revenue Improvement Action Plan Apply 20% of IGF to undertake physical projects Ensure effective implementation of the Street naming and Property Addressing System	Revenue under-performance	Build a Prosperous Country	Ensure improved fiscal performance and sustainability	Strengthen revenue institutions and administration to eliminate revenue leakages and diversify revenue sources (SDG Target 16.6, SDG Targets 16.5, 16.6, 17.1, SDG Targets 17.1, 17.3) Develop and implement an IGF Policy (SDG Targets 17.1, 17.3) Enhance revenue mobilization capacity and capability of MMDAs and RCCs (SDG Targets 16.6, 17.1) Strengthen PPPs in IGF

District Issues, Goals, Objectives and Strategies				Aligned with MTNDPF			
Issues	Goals	Objectives	Strategies	Issues	Goals	Objectives	Strategies
			(SNPA) project Ensure the uploading of Fee-fixing Resolution (FFR) on DLRev Undertake monthly Management day out of the office campaigns				mobilization (SDG Targets 17.16, 17.17) Digitize and harmonize automation of revenue mobilization and collection at the MMDA level
High interest rate on loans	To enhance access to credit facilities by SME's	To facilitate access to soft credit facilities by 100 registered MSME's annually To facilitate the registration of 100 MSME's	Encourage the formation of groups Strengthen collaboration between the Business Resource Center, BAC and the	• Limited capacity of MSMEs • Limited access to credit for MSMEs	Build a Prosperous Country	Support entrepreneurs and MSME development	Encourage formation of, cooperatives and associations to facilitate easy access to credit.

District Issues, Goals, Objectives and Strategies				Aligned with MTNDPF			
Issues	Goals	Objectives	Strategies	Issues	Goals	Objectives	Strategies
		annually with the Registrar General's Department and the Assembly	Assembly Encourage the registration of businesses				
Dilapidated staff accommodation	To provide adequate, safe, secured and quality housing facilities for staff	To reduce staff housing deficits from 70% to 60%	Commit financial resources to the renovation of available staff bungalows Enforce the payment of rent policy by staff	Inadequate housing units	Safeguard the natural environment and ensure a resilient built environment	Provide adequate, safe, secure, quality and affordable housing schemes	Leverage private sector resources and expertise for the provision of affordable housing and its related social infrastructure in an integrated manner
Limited office space for Departments of the Assembly	To provide adequate, safe, secured and quality office space	To promote effective and efficient implementation and coordination of Assembly's programmes and projects by the end of the	Ensure the construction of office complex for the Assembly	Weak implementation of administrative decentralization		Deepen political, financial and administrative decentralization	

District Issues, Goals, Objectives and Strategies				Aligned with MTNDPF			
Issues	Goals	Objectives	Strategies	Issues	Goals	Objectives	Strategies
		planned period					
Poor marketing of agricultural products	To improve the marketing of agricultural produce	To facilitate the formation and strengthening of 20 retail groups by the end of the planned period	Encourage the formation of retail groups Establish linkage between school feeding caterers and producers Establish linkage between retailers and Business Resource Center and BAC Establish linkage between the cassava producers and cassava	Poor marketing systems	Build a Prosperous Country	Create an enabling agribusiness environment	Link smallholder and commercial producers to industry (SDG Targets 2.3, 2.c) Develop and strengthen FBOs for better access to services

District Issues, Goals, Objectives and Strategies				Aligned with MTNDPF			
Issues	Goals	Objectives	Strategies	Issues	Goals	Objectives	Strategies
			processing factory				
Low level of irrigation farming	To modernize agricultural production	To improve irrigation farming by 20% by the end of the planned period	Encourage the formation of FBO's Facilitate the implementation of 1village 1dam programme	Low proportion of irrigated agriculture	Build a Prosperous Country	Modernise and enhance agricultural production systems	Extend access to strategic national irrigation development initiatives to women and persons with disabilities (SDG Targets 1.1, 1.4, 1.5,2.3, 2.4) Mobilise investments to expand and rehabilitate irrigation infrastructure including formal schemes, dams and dugouts (SDG Targets 2.4, 17.17, Targets 1.1, 1.4, 1.5, 1.a, 2.a, 17.3)
Poor storage facilities	To improve post-harvest management	To reduce post-harvest losses from 40% to 10% by the end of the planned period	Link farmers to the warehouse Periodic maintenance of feeder roads	• Poor storage and transportation systems	Build a Prosperous Country	Improve post-harvest management	Ensure continuous expansion and upgrading of road infrastructure connecting farms to marketing centres (SDG Targets 1.4, 2.3,

District Issues, Goals, Objectives and Strategies				Aligned with MTNDPF			
Issues	Goals	Objectives	Strategies	Issues	Goals	Objectives	Strategies
			Establish linkage between cassava producers and cassava processing factory Encourage the use of local materials for the construction of storage facilities				2.c) Facilitate the provision of storage infrastructure with drying systems at district level (SDG Targets 2.3, 12.1, 12.3, 12.a)
Limited access to extension services	To improves access to quality extension services by all farmers at all levels	To reduce extension agent-farmer ratio from 1:25,000 to 1:1,500 by the end of the planned period	Facilitate the posting of extension agents Encourage the formation of farmers groups	Weak extension services delivery	Build a Prosperous Country	Ensure sustainable development and management of aquaculture	Provide consistent and quality extension service delivery (SDG Target 2.a)
Low BECE performance	To improve the quality of teaching and	To improve BECE performance	Promote the organization of three tier	Poor quality of education	Create opportuniti es for all	Enhance equitable access to, and	Enhance quality of teaching and learning environment at all

District Issues, Goals, Objectives and Strategies				Aligned with MTNDPF			
Issues	Goals	Objectives	Strategies	Issues	Goals	Objectives	Strategies
	learning at all levels	from 42% to 65% by the end of the planned period	mocks system Strengthen Supervision and management at all levels of education Strengthen the Municipal Education Oversight Committee (MEOC)	at all levels Poor learning outcomes at all levels of education		participation in quality education at all levels	levels (SDG Targets 4.1,4.2, 4.6, 4.c)
High dropout rate especially among girls at all levels	To enhance access to quality education by all at all levels	To reduce drop-out rate by from 30% to 10% especially among girls at basic school level annually	Promote send your girls child to school campaign Community sensitization on the need to send girls to school	Gender disparities at senior high school and tertiary levels	Create opportunities for all	Enhance equitable access to, and participation in quality education at all levels	Improve the gender parity at senior high school and tertiary level (SDG Targets 4.1,4.2, 4.3, 4.5, 4.b)
Inadequate classroom blocks and teachers'	To expand and improve access to quality	To improve access to quality basic	Rigorous construction and	Inadequate school infrastruct	Create opportunities for all	Enhance equitable access to, and	Expand infrastructure and facilities at all levels (SDG Target 4.a,

District Issues, Goals, Objectives and Strategies				Aligned with MTNDPF			
Issues	Goals	Objectives	Strategies	Issues	Goals	Objectives	Strategies
bungalows High desks deficit	education infrastructure at all levels	education infrastructure by 20% by the end of the planned period	rehabilitation of classroom blocks Strengthen collaboration with GETFUND, DPs etc in education Rigorous procurement and distribution of mono and dual desks and teachers' desks	ure		participation in quality education at all levels	4.c)
Poor monitoring of teaching and learning	To improve the quality of teaching and learning at all levels	To improve BECE performance from 42% to 65% by the end of the planned period	Strengthen PTA, School Management Committees (SMC) and Board of Governors (BOG) in public schools	Inadequate supervision and monitoring of schools	Create opportunities for all	Strengthen school management systems	Strengthen PTA, School Management Committees (SMC) and Board of Governors (BOG) in public schools

District Issues, Goals, Objectives and Strategies				Aligned with MTNDPF			
Issues	Goals	Objectives	Strategies	Issues	Goals	Objectives	Strategies
			Promote weekly supervision of schools				
Inadequate access to basic healthcare	To enhance access to quality healthcare	To improve CHPS coverage and functionality from 90% to 100% by the end of the planned period To upgrade two (2) CHPS Compounds to health centers by the end of the planned period	Facilitate the functionality of CHPS compounds Embark on the construction of CHPS compounds Upgrade CHPS compounds to health centers	Gaps in physical access to health infrastructure and services	Create opportunities for all	Ensure accessible, and quality Universal Health Coverage (UHC) for all	Accelerate implementation of Community-based Health Planning and Services (CHPS) policy (SDG Targets 3.8, 3.c, 16.6) Expand, upgrade and equip health facilities with private sector involvement (SDG Targets 3.8, 3.c)
High level of malnutrition especially among children under 12years	To eliminate the incidence of malnutrition	To reduce the incidence of starvation especially among children under 12yrs by 50% by the end	Expand school feeding programme, Community sensitization on importance	Infant and adult malnutrition	Create opportunities for all	Promote nutrition specific and sensitive programmes and interventions	Promote nutrition education and sensitization (SDG 2.1, 2.2) Build capacities for nutrition service

District Issues, Goals, Objectives and Strategies				Aligned with MTNDPF			
Issues	Goals	Objectives	Strategies	Issues	Goals	Objectives	Strategies
		of the planned period	of balanced diet for kids Monitor caterers under school feeding programme				delivery especially in rural areas by equipping all district hospitals and CHPS compounds to provide clinical and non-clinical nutrition services Promote healthy diets and lifestyles for all including workplace fitness (SDG Target 2.1, 2.2, 3.4)
Poor emergency services at the community level	To enhance access to effective and efficient emergency services	To promote effective and efficient referral services in 30 electoral areas by the end of the planned period	Establish effective link between the Ambulance Service and health facilities Promote community owned alternative emergency services	Inadequate emergency services	Create opportunities for all	Ensure accessible, and quality Universal Health Coverage (UHC) for all	Strengthen the health referral system (SDG Targets 3.1, 3.6, 3.7, 16.6)

District Issues, Goals, Objectives and Strategies				Aligned with MTNDPF			
Issues	Goals	Objectives	Strategies	Issues	Goals	Objectives	Strategies
			Institute effective management systems				
Limited knowledge of HIV/AIDS and other STIs	To eliminate the incidence of HIV/AIDS and other STI's	To reduce the prevalence rate of the virus from 1.5% to 0.5% by the end of the planned period	Intensify public sensitization via radio, school clubs, religious organizations and other media on the virus Strengthen school clubs especially at the second cycle institutions to include HIV/AIDS activities in their programmes	High HIV and AIDS stigmatization and Discrimination Limited knowledge of HIV and AIDS/STIs, especially among vulnerable groups	Create opportunities for all	Reduce the incidence of new HIV, AIDS/STIs and other infections, especially among vulnerable groups	Expand and intensify HIV Counselling and Testing (HTC) programmes (SDG Targets 3.3, 3.7) Intensify comprehensive education on HIV/AIDS and STIs, including reduction of stigmatisation (SDG Target 3.7) Intensify behavioural change strategies, especially for high-risk groups for HIV/AIDS and TB (SDG Targets 3.3, 3.7)

District Issues, Goals, Objectives and Strategies				Aligned with MTNDPF			
Issues	Goals	Objectives	Strategies	Issues	Goals	Objectives	Strategies
Incidence of child marriage in some communities	To eliminate child marriages	To reduce child marriages by from 80% to 40% by the end of the planned period	Intensify community sensitization on the effects of child marriage Constitute Community Child Protection Committees (CCPCs) to advance and protect the right of the child Institute Helpline of Hope to aid in reporting at the community level	High incidence of child marriage High cases of teenage pregnancy	Create opportuniti es for all	Improve maternal and adolescent reproductive health	Eliminate child marriage (SDGs Targets 5.3) Reduce teenage pregnancy (SDG Targets 3.7, 5.3)
High incidence of maternal and	To eliminate incidence of	To reduce maternal	Rigorous construction of	Increasing morbidity,	Create opportuniti	Reduce disability	Strengthen maternal, new born care and

District Issues, Goals, Objectives and Strategies				Aligned with MTNDPF			
Issues	Goals	Objectives	Strategies	Issues	Goals	Objectives	Strategies
child mortality	maternal and child mortality	mortality from 2:100,000 live births to 1:100,000 live births by the end of the planned period	maternity wards Intensify community sensitization on anti-natal and post-natal care Lobby for the posting and retention of midwives	mortality and disability due to communicable, non-communicable and emerging diseases	es for all	morbidity, and mortality	adolescent services (SDG Targets 3.1, 3.2)
High unemployment among the youth	To reduce unemployment to its barest minimum	To reduce unemployment among the economically active age group levels from 31.7% to 20% by the end of the planned period	Build capacity of the youth in entrepreneurial skills Provide startup kits for trainees	High levels of unemployment and under-employment among the youth	Create opportunities for all	Promote job creation and decent work	Facilitate the creation of decent jobs Strengthen and promote schemes that support skills training, internship and modern apprenticeship (SDG Targets 8.3, 8.6)
Inadequate market and transport	To promote the development of modern market	To ensure the construction of market shed and	Continuous construction of market sheds	Inadequate infrastructure for the	Create opportunities for all	Promote job creation and decent work	Provide infrastructure for the development of businesses (SDG

District Issues, Goals, Objectives and Strategies				Aligned with MTNDPF			
Issues	Goals	Objectives	Strategies	Issues	Goals	Objectives	Strategies
infrastructure	and transport infrastructure at all levels	stalls in 3 markets by the end of the planned period To ensure the development of lorry park	and stalls in existing markets	informal economy			Targets 9.1, 9.4)
Poor management of water systems	To improve access to safe water for all	To ensure the effective operationalization of 200 WSMTs by the end of the planned period	Prepare a comprehensive Municipal Environmental Sanitation Strategic Action Plan Constitute Water and Sanitation Management Teams (WSMTs) in communities Building capacity members of WSMTs on	Inadequate maintenance of facilities Poorly Managed Water Systems	Create opportunities for all	Improve access to safe, reliable and sustainable water supply services for all	Develop and implement District Water and Sanitation Plans (DWSPs) within MMDAs (SDG Targets 6.1, 16.6)

District Issues, Goals, Objectives and Strategies				Aligned with MTNDPF			
Issues	Goals	Objectives	Strategies	Issues	Goals	Objectives	Strategies
			water and sanitation facilities management in line with CWSA Regulation LI 2007 of 2011 Reconstitute dormant WSMTs				
Poor access to safe water	To improve access to sustainable safe water for all	To improve safe water coverage from 70% to 90% by the end of the planned period	Continuous drilling and mechanization of boreholes Continuous repair of broken-down boreholes Strengthen collaboration between Development Partners	Inadequate access to water services	Create opportunities for all	Improve access to safe, reliable and sustainable water supply services for all	Provide mechanized boreholes and small-town water systems to unserved areas (SDGs Target 6.1, Target 6.1) Promote public-private partnership in water service delivery. (SDG Targets 6.a, 17.17)

District Issues, Goals, Objectives and Strategies				Aligned with MTNDPF			
Issues	Goals	Objectives	Strategies	Issues	Goals	Objectives	Strategies
			(NGO's) in the water sector				
Poor environmental sanitation High incidence of open defecation	To improve environmental sanitation	To improve ODF coverage by 100% by the end of the planned period	Institute monthly clean-up exercises Effective implementation of CLTS programme in communities Institute monthly radio sensitization programmes to sensitise the populace on the effects poor environmental sanitation Effective implementation and enforcement of bye-law	Poor attitude of citizenry towards environmental sanitation High prevalence of open defecation Poor sanitation and waste management Low level of investment in sanitation sector	Create opportunities for all	Enhance access to improved and sustainable environmental sanitation services	Scale-up sensitization campaigns to promote proper handwashing and hygiene practices particularly among children (SDGs Target 6.2) Enforce building regulation (including accessibility standards for PWDs) on the provision of toilet facilities in all homes Promote National Total Sanitation Campaign (SDG Target 6.2)

District Issues, Goals, Objectives and Strategies				Aligned with MTNDPF			
Issues	Goals	Objectives	Strategies	Issues	Goals	Objectives	Strategies
Inadequate and ineffective child protection committees High incidence of child labour Limited awareness on child rights and protection issues Children living on the streets and involved in gambling etc	To promote and protect the rights of every child from all forms of abuse	To reduce child related abuse cases by 40% by the end of the planned period	Institute Community Child Protection Committees (CCPCs) Embark on community sensitization programmes on the rights of the child Effective collaboration between NGO's and the Assembly on the implementation of child protection programmes Inclusion of child	Inadequate of child protection committees in local communities Prevalence of child labour	Create opportunities for all	Prevent and protect children from all forms of violence, abuse, neglect and exploitation	Increase awareness on the effects of child labour Institute child protection committees in all communities Increase community engagements and behavioral change campaigns to promote positive parenting attitudes and practices among parents and caregivers

District Issues, Goals, Objectives and Strategies				Aligned with MTNDPF			
Issues	Goals	Objectives	Strategies	Issues	Goals	Objectives	Strategies
			protection laws in the Assembly's bye-law Institute Helpline of Hope to aid in reporting at the community level				
Low women representation at the General Assembly Limited number of women in public offices. Eg. Police, LGSS, Forestry Commission etc	To promote gender equality and equity at all levels of decision making	To increase women representation at the General Assembly by 40% annually To facilitate an increase in the posting of women to public offices by 15% by the end of the planned period	Sensitise and empower women to occupy leadership positions at all levels Promote gender balance on the appointment of Appointees to the General Assembly	Low participation of women in public and political offices	Create opportunities for all	Attain gender equality and equity in political, social and economic development	Institute measures to sensitise, empower and build capacities of women to participate in leadership and decision making at all levels (SDG 5.5) Promote gender balance on all government- appointed committees, statutory boards and other bodies (SDG Targets 5.1, 5.5, 5.c)
Poor gender	To mainstream	To improve	Promote the	Inadequate	Create	Strengthen	Strengthen gender-

District Issues, Goals, Objectives and Strategies				Aligned with MTNDPF			
Issues	Goals	Objectives	Strategies	Issues	Goals	Objectives	Strategies
budgeting at the Assembly level	gender in planning and budgeting	gender-based planning and budgeting by 20% annually	mainstreaming of gender in the Plan and budget of the Assembly	gender budgeting at all levels of governance	opportunities for all	gender mainstreaming, coordination and implementation of gender related interventions in all sectors	responsive budgeting and financing (SDG Target 5.c)
Poor football infrastructure	To develop sports infrastructure at all levels of sports	To ensure the development of football stadium by the end of the planned period	Strengthen collaboration between the Zongo Development Fund and the Assembly Strengthen collaboration between the National Sports Authority and the Assembly Conduct stakeholders'	Inadequate and poor recreational and sports infrastructure including para-sports	Create opportunities for all	Enhance sports and recreational infrastructure for all	Promote partnerships with private sector in development of sports and recreational infrastructure (SDG Target 17.17) 1.1.1.

District Issues, Goals, Objectives and Strategies				Aligned with MTNDPF			
Issues	Goals	Objectives	Strategies	Issues	Goals	Objectives	Strategies
			engagement to identify suitable location				
Limited coverage of social protection programmes	To expand social protection programmes to cover all eligible households	To increase LEAP beneficiary households by 30% by the end of the planned period To increase the percentage of registered indigents onto NHIS by 20% annually To improve the livelihoods of 500 PWDs annually by the end of the planned period	Extensive registration of PWDs, LEAP, indigents registration in communities	Inadequate and limited coverage of social protection programmes for vulnerable groups	Create opportunities for all	Strengthen social protection for the vulnerable	Strengthen and expand the coverage of existing social protection programmes to include all vulnerable people (SDG Target 1.3, 5.4, 10.4)
Limited involvement of	To promote effective	To ensure the appointment of	Promote effective	Limited and	Create opportuniti	Promote participation	Provide an enabling environment for PWDs

District Issues, Goals, Objectives and Strategies				Aligned with MTNDPF			
Issues	Goals	Objectives	Strategies	Issues	Goals	Objectives	Strategies
PWD's in decision making	participation of PWDs in governance at all levels	2% of government appointees as PWDs to the General Assembly	consultation with the local branch of the Federation of Disables Continuous collaboration between the Assembly and Voice Ghana	unstructured consultation and involvement of PWDs in decision making Inadequate representation of PWDs in public and political leadership	es for all	of Persons with Disabilities in politics, electoral democracy, governance and leadership	to effectively and fully participate in national development. (SDG Targets 10.2, 16.7; CRPD Art 29(2)) Build the capacity of PWDs to participate effectively in governance and democracy including politics and electoral processes (SDG Targets 10.2, 16.7; CRPD Art 29(1)
Limited exploitation of tourism potentials	To promote and develop available local tourism potential sites to meet internationally acceptable standards	To ensure an increase in the number of tourists visits by 20% annually by the end of the planned period	Stakeholders' engagement on local tourism development Promote PPP in local tourism development Create	Poor tourism infrastructure and service	Create opportunities for all	Diversify and expand the tourism industry for economic development	Promote public-private partnerships for investment in the tourism (SDG Target 17.17) Develop available and potential sites to meet international standards and promote local tourism and (SDG

District Issues, Goals, Objectives and Strategies				Aligned with MTNDPF			
Issues	Goals	Objectives	Strategies	Issues	Goals	Objectives	Strategies
			awareness on local tourism potentials via social media platforms, website etc				Target 8.9)
Low industrial development	To promote an industrialised local economy	To ensure the establishment of a cassava processing factory by the end of the planned period To ensure the establishment of 5acres of industrial site by the end of the planned period	Facilitate access to litigation free lands Stakeholders engagement on release of land for industrial purposes Pursue MOTI on the establishment of a factory under the 1D1F initiative Facilitate access to land for the	Concentration of local factories in cities which are distant from sources of raw materials Limited contiguous land for large-scale industrial development	Build a prosperous country	Enhance production and supply of quality raw materials Pursue strategic national industrial development initiatives	Promote even distribution of factories across the country Facilitate access to dedicated land in every region for the establishment of multi-purpose industrial parks, sector-specific industrial enclaves and enterprise free zones SDG Target 9.2) Sustain the implementation of government flagship industrial development initiatives (SDG Targets 9.2, 9.3, 9.4, 9.b, 9.c)

District Issues, Goals, Objectives and Strategies				Aligned with MTNDPF			
Issues	Goals	Objectives	Strategies	Issues	Goals	Objectives	Strategies
			establishment of industrial park				
Encroachment into forest reserves Illegal logging of trees Non-compliance with the ban on rosewood High incidence of charcoal burning	To protect and preserve the natural environment including forest in a sustainable manner	To promote sustainable felling of trees especially rosewood by the end of the planned period To reduce the rate of forest degradation by 10% annually by the end of the planned period	Strengthen stakeholder (traditional authorities etc) engagement on the need to protect forest reservations Institute community forest taskforce especially in fringe communities Promote alternative livelihood programmes for households in fringe communities	Increasing forest degradation of conservation areas Encroachment in conservation areas, forest reserves, and protected areas Illegal logging of trees Non-compliance with the ban	Safeguard the natural environment and ensure a resilient built environment	Improve forest and protected areas	Maintain the integrity of forest conservation areas through protection and law enforcement Promote alternative sources of livelihood, including provision of bee-hives to forest fringe communities (SDG Target 15.c) Strengthen involvement of local communities in the management of forests and wetlands through mechanisms such as co-management systems (SDG Targets 6.a, 6b) Promote and develop mechanisms for

District Issues, Goals, Objectives and Strategies				Aligned with MTNDPF			
Issues	Goals	Objectives	Strategies	Issues	Goals	Objectives	Strategies
			Promote the "Plant and Nurture a Tree concept" Promote the use of LPG among households	on economic trees (e.g., rosewood) Increasing forest degradation			stakeholder participation in the forest and wildlife management (e.g., CREMAs and Community Forest Areas) Strengthen the involvement of traditional authorities and CSOs in combating deforestation and desertification
High incidence of Bush fires especially during dry season Unregulated sand winning activities	To protect and preserve the natural environment including forest in a sustainable manner	To reduce the rate of bush fires by 10% annually by the end of the planned period To reduce soil degradation by 10% annually by the end of the planned period	Strengthen stakeholder (traditional authorities etc) engagement on the need to protect the environment Promote alternative livelihood programmes	High incidence of wildfires Illegal sand winning activities	Safeguard the natural environment and ensure a resilient built environment	Combat deforestation, desertification and soil erosion	Ensure enforcement of National Wildfire Management Policy and local bye-laws on wildfires

District Issues, Goals, Objectives and Strategies				Aligned with MTNDPF			
Issues	Goals	Objectives	Strategies	Issues	Goals	Objectives	Strategies
			for households in fringe communities along the forest reserves Ensure effective monitoring of activities of sand winners Community sensitization on the effects of bush fires on the environment				
Variability in rainfall pattern due to climate change Windstorm due to loss of tree cover	To ensure resilience against the impact of climate change at all levels	To mitigate the impact of climate change on households by 10% annually by the end of the planned period	Promote tree planting in communities Strengthen stakeholder (traditional authorities etc) engagement on	Inadequate inclusion of gender and vulnerability issues in climate change actions	Safeguard the natural environment and ensure a resilient built environment	Enhance climate change resilience	Mainstream climate change in national development planning and budgeting processes (SDG Targets 11.b, 13.2) Enhance knowledge on climate change to

District Issues, Goals, Objectives and Strategies				Aligned with MTNDPF			
Issues	Goals	Objectives	Strategies	Issues	Goals	Objectives	Strategies
			the need to protect the environment Institute sensitization programmes on climate change variability and its impacts Strengthen collaboration with Forestry Commission, NADMO, Fire Service, other Agencies and DPs to mitigate the impact of climate change	Loss of trees and vegetative cover Degraded landscapes			minimise its impacts Initiate Green Ghana campaign with traditional authorities, civil society, religious bodies and other recognized groups (SDG Target 13.3)
Poor road conditions Poor road network	To improve the transportation system	To reduce post-harvest losses by 10% annually by the end of the	Regular maintenance of feeder roads through re-graveling and	Poor quality of roads Poor road maintenance	Safeguard the natural environment and ensure a	Improve efficiency and effectiveness of road transport	Enhance maintenance and management practices for all transport sector

District Issues, Goals, Objectives and Strategies				Aligned with MTNDPF			
Issues	Goals	Objectives	Strategies	Issues	Goals	Objectives	Strategies
		planned period To improve the safety and security of all categories of road users by the end of the planned period	reshaping Strengthen collaboration between the Assembly, Feeder Roads Department and Highways Authority to fix roads Continuous planning and budgeting of road infrastructure	/rehabilitation culture	resilient built environment	infrastructure and services	Ensure effective planning and budgeting of transport infrastructure projects
Poor telecommunication network Limited coverage of telecommunication network	To expand and enhance access to quality telecommunication network services by all	To improve telecommunication network coverage from 40% to 75% by the end of the planned period	Strengthen collaboration between the Assembly, GIFEC and Telcos in the provision of better services	Poor Quality of Services (QoS) and Quality of Experience (QoE) in ICT	Safeguard the natural environment and ensure a resilient built environment	Enhance application of ICT in national development	Improve telecommunications affordability and accessibility (SDG Targets 9.c, 17.8) Improve the quality of ICT services, especially internet and telephony (SDG Target 9.c)

District Issues, Goals, Objectives and Strategies				Aligned with MTNDPF			
Issues	Goals	Objectives	Strategies	Issues	Goals	Objectives	Strategies
Low electricity coverage	To expand access to reliable national grid by all	To improve access to electricity from 40% to 80% by the end of the planned period	Strengthen collaboration with the Ministry of Energy	Unreliable power supply	Safeguard the natural environment and ensure a resilient built environment	Ensure availability of clean, affordable and accessible energy	Revise self-help Electrification Project (SHEP) and use means testing approaches to enable the poor to connect to the national grid (SDG Targets 1.4, 7.1)
Haphazard development weak enforcement of building regulations	To promote integrated spatial development	To increase the number of permits issued by 100% annually by the end of the planned period	Ensure public sensitization on building regulations Ensure effective collaboration between the Assembly, traditional authorities and other stakeholders on enforcing LUSPA Act, Act 925	Inadequate spatial plans Haphazard building and non-compliance to available planning schemes Weak database for spatial planning and management in	Safeguard the natural environment and ensure a resilient built environment	Promote sustainable spatially integrated development of human settlements	Ensure preparation and implementation of Spatial Development Frameworks, Structure Plans and Local Plans for MMDAs (SDG Targets 11.3, 11.7, 11.a) Enhance capacity for spatial planning in MMDAs Enforce building codes and standards at all levels

District Issues, Goals, Objectives and Strategies				Aligned with MTNDPF			
Issues	Goals	Objectives	Strategies	Issues	Goals	Objectives	Strategies
			Provide adequate resources to the Spatial planning committee and Technical sub-Committee	MMDAs Weak enforcement of building regulations at the MMDA level			
Poor drainage system	To promote integrated spatial development	To reduce the incidence of flooding by 90% by the end of the planned period	Facilitate the construction of storm drain	Poor drainage system	Safeguard the natural environment and ensure a resilient built environment	Address recurrent devastating floods	Prepare and implement adequate drainage plans for all MMDAs (SDG Targets 11.3, 11.b)
Ineffective sub-district structures	To deepen decentralization and popular participation in local governance	To ensure the operationalization of three sub-district structures annually by the end of the planned period	Regular sensitization of members of the Councils Cede 50% of revenue items to the Councils	Ineffective sub-district structures	Maintain a stable, united and safe society	Deepen political, financial and administrative decentralization	2.1.1 Strengthen sub-district structures (SDG Targets 16.6, 17.9) 2.1.2 Institute mechanisms to encourage women's and

District Issues, Goals, Objectives and Strategies				Aligned with MTNDPF			
Issues	Goals	Objectives	Strategies	Issues	Goals	Objectives	Strategies
			Provide technical and logistical support to the Councils Ensure effective monitoring of activities of the Councils				PWDs participation in local governance.
Low level of participation in activities of the Assembly	To promote accountability and transparency in the system of local governance at all levels	To improve effective popular participation in planning, budgeting other governance activities of the Assembly by at all levels annually by the end of the planned period including PWDS	Promote effective stakeholders' engagement in planning, budgeting and other popular participation activities of the Assembly Ensure the constitution of Network of Community	Weak involvement and participation of citizenry in planning and budgeting	Maintain a stable, united and safe society	Improve popular participation at regional and district levels	Promote effective stakeholder involvement in development planning process, local democracy and accountability (SDG Target 16.7, 11.3; Ecowas Protocol Art. Art. 23) Promote the ownership of development process and transparency at the local level (SDG Target

District Issues, Goals, Objectives and Strategies				Aligned with MTNDPF			
Issues	Goals	Objectives	Strategies	Issues	Goals	Objectives	Strategies
			Monitors in communities to promote ownership of projects Ensure quarterly radio engagements on activities of the Assembly				16.6,7)
Poor record keeping Inefficient service delivery Inadequate office equipment and facilities	To enhance the productivity of staff of the Assembly To promote databased decision making at all levels of the Assembly system	To improve efficiency and effectiveness of staff by the end of the planned period	Ensure e-documentation at the Records Unit of the Assembly Ensure re-tooling of the Records Unit of the Assembly Procure office facilities and equipment for Departments and Units of	Poor record keeping Inefficient public service delivery Limited use of technology in the public sector	Maintain a stable, united and safe society	Build an effective and efficient government machinery that supports citizens' participation	Improve documentation within the public sector (SDG Targets 16.6, 16.10, 16.a) Improve leadership capability and delivery in the public service (SDG Targets 16.6, 16.a) Modernize public service institutions for efficiency and productivity (SDG Targets 16.6, 16.a); ECOWASsupplementa

District Issues, Goals, Objectives and Strategies				Aligned with MTNDPF			
Issues	Goals	Objectives	Strategies	Issues	Goals	Objectives	Strategies
			the Assembly to enhance efficiency Conduct capacity building for staff of the Assembly				ry protocol Art.1)
Dilapidated staff accommodation	To provide decent and safe accommodation for staff	To reduce staff accommodation deficit from 70% to 60% by the end of the planned period	Ensure rehabilitation of available staff bungalows Ensure the payment of rent by staff	Inadequate housing units	Safeguard the natural environment and ensure a resilient built environment	Provide adequate, safe, secure, quality and affordable housing schemes	Leverage private sector resources and expertise for the provision of affordable housing and its related social infrastructure in an integrated manner
Insecurity High police-citizen ratio	To ensure maximum security for all	To reduce the incidence of crime by 40% by the end of the planned period	Facilitate the posting of police officers Construction of police posts Encourage the formation of	Inadequate personnel High crime rate	Maintain a stable, united and safe society	Enhance security service delivery	Increase the proportion of security personnel on frontline duties (SDG Targets 16.6, 16.a)

District Issues, Goals, Objectives and Strategies				Aligned with MTNDPF			
Issues	Goals	Objectives	Strategies	Issues	Goals	Objectives	Strategies
			community watchdog committees Continuous support for security agencies				
Tribal conflict Destruction of farm land by Fulani herdsmen	To ensure the protection of lives and property	To reduce the incidence of crime by 40% by the end of the planned period	Ensure sensitization of the populace on the effects of conflict Strengthen collaboration between the Assembly and security agencies Strengthen engagement between the Assembly and Traditional Authorities	Inter-tribal upheavals Clashes between nomadic herdsmen and farmers	Maintain a stable, united and safe society	Ensure safety of life, property and social wellbeing	Develop a pastoral policy to drive the formulation of cattle ranching law Build stronger alternative dispute resolution centres Create awareness on the consequences of ethnic and chieftaincy conflicts

District Issues, Goals, Objectives and Strategies				Aligned with MTNDPF			
Issues	Goals	Objectives	Strategies	Issues	Goals	Objectives	Strategies
			Encourage the establishment of community ranches				
High perception of corruption among public office holders	To promote accountability and transparency in the system of local governance at all levels	To improve the knowledge of the populace on the corruption and its related activities annually by the end of the planned period	Embark on public sensitization on the dangers of corruption Commit to the implementation of NACAP activities	High perception of corruption among public office holders and citizenry	Maintain a stable, united and safe society	Promote thefight against corruption and economic crimes	Ensure effective implementation of the National Anti-Corruption Action Plan (NACAP) (SDG Targets 16.5, 16.b; ECOWAS Protocol Art. 23) Pursue an effective campaign for attitudinal change (SDG Targets 16.5, 16.7)
Reduced patronage of hotels and restaurant services Limited knowledge of the	To mitigate the impact of pandemics on the populace at all levels of society	To facilitate access to stimulus packages for 400 MSME's by the end of the planned period	Form pandemic preparedness team Mainstream disaster preparedness	Low patronage of restaurants Revenue losses by businesses in the sector	Mainstream emergency planning and preparedness into Ghana's	Promote proactive planning and implementation for disaster prevention and mitigation	Decentralize the sensitization on COVID-19 and general health and wellbeing Intensify Information, Education and Communications

District Issues, Goals, Objectives and Strategies				Aligned with MTNDPF			
Issues	Goals	Objectives	Strategies	Issues	Goals	Objectives	Strategies
populace in COVID-19 and other pandemics Low preparedness of institutions for pandemics			in planning and budgeting Facilitate access to government stimulus packages	Inadequate sensitization of the public on COVID-19 Weak observation of social distancing protocols Non-utilization of PPEs, including face masks and hand sanitizers Misinformation/Misconception/inadequate information on COVID-	development planning agenda at all levels to respond to potential internal and external threats (including COVID-19)	Enhance industry resilience to shocks (e.g., COVID-19) Mitigate the impact of COVID-19 on the implementation of projects	(IECs) on COVID prevention and response

District Issues, Goals, Objectives and Strategies				Aligned with MTNDPF			
Issues	Goals	Objectives	Strategies	Issues	Goals	Objectives	Strategies
				19 High levels of pollution in different forms (air, noise, water)			
Poor coordination of activities of the Assembly by the MPCU Poor alignment of Plans of the Assembly with DPs plans	To ensure the maximum utilization of available resource	To reduce duplication of financial resources between the Assembly and DPs	Strengthen collaboration and engagement between DPs and the Assembly Co-opt DPs as members of the MPCU	Weak linkages between CSO/NGO plans and MTDPs Weak coordination of programmes and projects	Improve delivery of developme nt outcomes at all levels	Strengthen plan preparation, implementatio n and coordination at all levels	Strengthen planning, implementation and coordination capacities at all levels Strengthen coordination between CSOs, NGOs, DPs and local authorities
Inadequate logistics for monitoring. Eg. Pick-up vehicle, motorbikes	To maximize the utilization of available limited resource	To assess the impact of interventions on the populace annually by the end of the planned period	Conduct monitoring and evaluation of interventions	Inadequate financial, logistical and human resources Untimely	Improve delivery of developme nt outcomes at all levels	Strengthen monitoring and evaluation systems at all levels	Strengthen M&E technical and logistical capacities at all levels

District Issues, Goals, Objectives and Strategies				Aligned with MTNDPF			
Issues	Goals	Objectives	Strategies	Issues	Goals	Objectives	Strategies
		To improve resource efficiency and utilization annually by the end of the planned period		release of funds for M&E activities Inadequate evaluations at all levels			

CHAPTER FOUR

4.0 COMPOSITE DEVELOPMENT PROGRAMMES

4.1 Introduction

This part of the Plan not only focuses on Programme of Action (PoA) for the Four-Year Plan, but as well contains Strategic Environmental Impact Assessment of the prioritized development programme, Financial Plan and Spatial and Structure Plan for the Plan Period. Table 4.1 presents a set of prioritized Programmes and Sub-Programmes of the District which have been prioritized to address the key constraints/challenges and also to harness existing potentials in order to meet the needs and aspirations of the people and to achieve the Medium Term Goal of the Assembly as well as contribute towards the National Development Goal. It is the prioritized set of actions and inactions designed to accelerate the process of meeting the vision of the Assembly.

The chapter further seeks to provide details of the cost of new and on-going programmes and projects, methods and assumptions applied in arriving as specified in section 31(1) Public Financial Management regulation 2019 (LI 2378).

4.2 Programmes of Action (PoA) 2022-2025

As it can be deduced from the matrix 4.1 is the PoA for the planned period 2022 to 2025. It consists of the goals, objectives, programmes, sub-programme, timeframe, cost, programme status and implementing institutions or Department.

4.3 Assumptions and Methodologies for Costing

The following assumptions and methods were applied in costing the programmes to be implemented within the planned period, that;

- Inflation will increase at an average rate of 10%.
- Total resource breakdown for each activity was done to determine the cost of the programme.
- Application of the Average Price Database for Common User items by Public Procurement Authority.

Table 4.4:2022-2025 Programme of Actions (PoA)

S/.N	Goal	Objectives	Programmes	Sub-programmes	Time frame				Cost			Programme Status		Implementing Institution/Department	
					2022	2023	2024	2025	GoG	IGF	Others	New	On-going	Lead	Col'ng
4.4.1: Economic Development															
1	Build a Prosperous Country	Ensure improved fiscal performance and sustainability	Management and Administration	Finance					0.00	90,000.00	0.00			Finance	CA
2	Build a Prosperous Country	Enhance business enabling environment	Economic Development	Trade, Industry and Tourism Services					975,000.00	20,000.00	5,000,000.00			DPCU	CA
3	Build a Prosperous Country	Support entrepreneurs and MSME development	Economic Development	Trade, Industry and Tourism Services					0.00	20,000.00	10,000.00			DPCU	CA
4	Build a Prosperous Country	Create an enabling agribusiness environment	Economic Development	Trade, Industry and Tourism Services					18,000.00	5,000.00	12,000.00			DPCU	DA
4	Build a Prosperous Country	Enhance domestic trade	Economic Development	Trade, Industry and Tourism Services					16,000.00	900,000.00	0.00			DPCU	DA

S/.N	Goal	Objectives	Programmes	Sub-programmes	Time frame				Cost			Programme Status		Implementing Institution/Department	
					2022	2023	2024	2025	GoG	IGF	Others	New	On-going	Lead	Col'ng
5	Build a Prosperous Country	Diversify and expand the tourism industry for economic development	Economic Development	Trade, Industry and Tourism Services					0.00	90,000.00	0.00			DA	Works/GTA/MOR
6	Build a Prosperous Country	Create an enabling agribusiness environment	Economic Development	Trade, Industry and Tourism Services					33,000.00	5,000.00	12,000.00			DPCU	DA/DPs
7	Build a Prosperous Country	Improve public-private investments in the Agricultural sector	Economic Development	Agricultural Services and Management					50,000.00	0.00	90,000.00			DPCU	DA/DPs
8	Build a Prosperous Country	Improve post-harvest management	Economic Development	Agricultural Services and Management					329,000.00	5,000.00	2,000.00			DPCU	DA/DPs
9	Build a Prosperous Country	Modernize and enhance agricultural production systems	Economic Development	Agricultural Services and Management					570,000.00	20,000.00	20,000.00			Agric Deaprt.	DA/DPs
10	Build a Prosperous Country	Enhance the application of science, technology and innovation	Economic Development	Agricultural Services and Management					63,000.00	2,000.00	20,000.00			Agric Deaprt.	DA/DPs

S/.N	Goal	Objectives	Programmes	Sub-programmes	Time frame				Cost			Programme Status		Implementing Institution/Department	
					2022	2023	2024	2025	GoG	IGF	Others	New	On-going	Lead	Col'ng
11	Build a Prosperous Country	Promote livestock and poultry development for food security and income generation	Economic Development	Agricultural Services and Management					209,500.00	20,000.00	20,000.00			Agric Deaprt.	DA/DPs
12	Build a Prosperous Country	Improve production efficiency and yield	Economic Development	Trade, Industry and Tourism Services					2,000.00	1,200.00	30,000.00			Agric Deaprt.	DA/DPs
	SUB-TOTAL								2,265,500	1,178,200	5,216,000				
4.4.2: Social Development															
13	Create Opportunity For All	Enhance equitable access to, and participation in quality education at all levels	Social Services Delivery	Education, youth & sports and Library services					5,496,800.00	20,000.00	20,000.00			GES	DA/DPs
14	Create Opportunity For All	Promote inclusive education	Social Services Delivery	Education, youth & sports and Library services					70,000.00	20,000.00	2,000.00			GES	DA/DPs

S/.N	Goal	Objectives	Programmes	Sub-programmes	Time frame				Cost			Programme Status		Implementing Institution/Department	
					2022	2023	2024	2025	GoG	IGF	Others	New	On-going	Lead	Col'ng
15	Create Opportunity For All	Ensure a safe and supportive environment for the re-entry of dropouts into school	Social Services Delivery	Education, youth & sports and Library services					14,000.00	22,000.00	0.00			GES	DA
16	Create Opportunity For All	Strengthen school management systems	Social Services Delivery	Education, youth & sports and Library services					80,000.00	30,000.00	0.00			GES	DA
17	Create Opportunity For All	Ensure accessible, and quality Universal Health Coverage (UHC) for all	Social Services Delivery	Public Health Services and management					20,600,000	0.00	2,000.00			GHS	DA
18	Create Opportunity For All	Strengthen healthcare delivery management system	Social Services Delivery	Public Health Services and management					82,000.00	49,000.00	0.00			GHS	DA
19	Create Opportunity For All	Reduce disability, morbidity, and mortality	Social Services Delivery	Public Health Services and management					61,000	27,000	0.00			GHS	DA

S/.N	Goal	Objectives	Programmes	Sub-programmes	Time frame				Cost			Programme Status		Implementing Institution/Department	
					2022	2023	2024	2025	GoG	IGF	Others	New	On-going	Lead	Col'ng
20	Create Opportunity For All	Reduce non-communicable diseases	Social Services Delivery	Public Health Services and management					8,000	4,000	0.00			GHS	DA
21		Reduce the incidence of new HIV, AIDS/STIs and other infections, especially among vulnerable groups	Social Services Delivery	Public Health Services and management					31,000	11,000	0.00			GHS	DA
22	Create Opportunity For All	Promote nutrition specific and sensitive programmes and interventions	Social Services Delivery	Public Health Services and management					30,000	28,000	5,000.00			GHS	DA/DPs
23	Create Opportunity For All	Strengthen and sustain food systems and increase food self-sufficiency	Social Services Delivery	Public Health Services and management					16,000.00	8,000.00	0.00			Agric	GHS
24	Create Opportunity For All	Improve population management	Social Services Delivery	Public Health Services and management					1,000.00	30,000	0.00			GHS	DA

S/.N	Goal	Objectives	Programmes	Sub-programmes	Time frame				Cost			Programme Status		Implementing Institution/Department	
					2022	2023	2024	2025	GoG	IGF	Others	New	On-going	Lead	Col'ng
25	Create Opportunity For All	Improve maternal and adolescent reproductive health	Social Services Delivery	Public Health Services and management					68,000	10,000	0.00			GHS	CA/DPs
26	Create Opportunity For All	Improve access to safe, reliable and sustainable water supply services for all	Social Services Delivery	Environmental Health and sanitation Services					600,000	2,000.00	50,000.00			DA	Works
27	Create Opportunity For All	Promote efficient and sustainable waste water management	Social Services Delivery	Environmental Health and sanitation Services					10,000	20,000	1,000.00			DWSMT	DPs
28	Create Opportunity For All	Eradicate poverty and address vulnerability in all forms and dimensions	Social Services Delivery	Social Welfare and community services					26,000	22,000	20,000.00			SWCD	DA/DPs
29	Create Opportunity For All	Prevent and protect children from all forms of violence, abuse, neglect and exploitation	Social Services Delivery	Social Welfare and community services					43,000	12,000	12,000.00			SWCD	DA/DPs

S/.N	Goal	Objectives	Programmes	Sub-programmes	Time frame				Cost			Programme Status		Implementing Institution/Department	
					2022	2023	2024	2025	GoG	IGF	Others	New	On-going	Lead	Col'ng
30	Create Opportunity For All	Promote the rights and welfare of children	Social Services Delivery	Social Welfare and community services					76,000	25,000	10,000.00			SWCD	DA/DPs
31	Create Opportunity For All	Improve and strengthen the policy and legal environment, institutions and systems for child and family welfare	Social Services Delivery	Social Welfare and community services					10,000	6,000	0.00			SWCD	DA/DPs
32	Create Opportunity For All	Enhance the wellbeing and inclusion of the aged in national development	Social Services Delivery	Social Welfare and community services					15,000	2,000.00	0.00			SWCD	DA/DPs
33	Create Opportunity For All	Attain gender equality and equity in political, social and economic development	Social Services Delivery	Social Welfare and community services					40,000	15,000	0.00			SWCD	DA/DPs
34	Create Opportunity For All	Enhance access to improved and sustainable environmental sanitation	Social Services Delivery	Social Welfare and community services					514,000	96,000	20,000.00			SWCD	DA/DPs

S/.N	Goal	Objectives	Programmes	Sub-programmes	Time frame				Cost			Programme Status		Implementing Institution/Department	
					2022	2023	2024	2025	GoG	IGF	Others	New	On-going	Lead	Col'ng
		services													
35	Create Opportunity For All	Promote economic empowerment of particularly women	Social Services Delivery	Social Welfare and community services					24,000	12,000	10,000.00			SWCD	DA/DPs
36	Create Opportunity For All	Strengthen gender mainstreaming, coordination and implementation of gender related interventions in all sectors.	Social Services Delivery	Social Welfare and community services					25,000	4,000	0.00			SWCD	DA/DPs
37	Create Opportunity For All	Enhance sports and recreational infrastructure for all	Social Services Delivery	Infrastructure development					0.00	0.00	20,000.00			Works Dep't	DA
38	Create Opportunity For All	Improve coordination for youth development	Social Services Delivery	Social Welfare and community services					20,000	10,000	2,000.00			SWCD	DA/DPs

S/.N	Goal	Objectives	Programmes	Sub-programmes	Time frame				Cost			Programme Status		Implementing Institution/Department	
					2022	2023	2024	2025	GoG	IGF	Others	New	On-going	Lead	Col'ng
39	Create Opportunity For All	Promote effective participation of the youth in socioeconomic development	Social Services Delivery	Social Welfare and community services					20,000	10,000	0.00			SWCD	DA/DPs
40	Create Opportunity For All	Promote equal opportunities for Persons with Disabilities in social and economic development	Social Services Delivery	Social Welfare and community services					914,000	30,000.00	10,000.00			SWCD	DA/DPs
41	Create Opportunity For All	Strengthen social protection for the vulnerable	Social Services Delivery	Social Welfare and community services					32,000	16,000	10,000.00			SWCD	DA/DPs
42	Create Opportunity For All	Eliminate discrimination in all forms and protect the rights and entitlements of Persons with Disabilities	Social Services Delivery	Social Welfare and community services					318,000	15,000	0.00			SWCD	DA/DPs

S/.N	Goal	Objectives	Programmes	Sub-programmes	Time frame				Cost			Programme Status		Implementing Institution/Department	
					2022	2023	2024	2025	GoG	IGF	Others	New	On-going	Lead	Col'ng
43	Create Opportunity For All	Strengthen institutions and systems that ensure the protection, inclusion and capacity building of Persons with Disabilities	Social Services Delivery	Social Welfare and community services					15,000	5,000	20,000.00			SWCD	DA/DPs
	SUB-TOTAL								29,259,800	561,000	214,000				
	4.4.3: Environment, Infrastructure and Human Settlements														
44	Safeguard the natural environment and ensure a resilient built environment	Improve forest and protected areas	Environmental Management	Natural Resource Conservation and Management					15,000	8,000	90,000.00			GPSNP/Agric	DA
45	Safeguard the natural environment and ensure a resilient built environment	Promote sustainable water resources development and management	Environmental Management	Natural Resource Conservation and Management					20,000	4,000	0.00			DWSMT	DA
46	Safeguard the natural environment and ensure a resilient built	Combat deforestation, desertification	Environmental	Natural Resource Conservatio					50,000	26,000	0.00			Agric/NADMO	DA

S/.N	Goal	Objectives	Programmes	Sub-programmes	Time frame				Cost			Programme Status		Implementing Institution/Department	
					2022	2023	2024	2025	GoG	IGF	Others	New	On-going	Lead	Col'ng
	environment	and soil erosion	Management	n and Management											
47	Safeguard the natural environment and ensure a resilient built environment	Enhance climate change resilience	Environmental Management	Disaster prevention and Management					610,000	2,000.00	0.00			Agric/NADMO/FC	DA
48	Safeguard the natural environment and ensure a resilient built environment	Improve efficiency and effectiveness of road transport infrastructure and services	Infrastructure Development and Management	Feeder Roads and Transport services					70,000,00	30,000.00	90,000.00			WORKS/DEP'T/FEEDER ROADS	DA
49	Safeguard the natural environment and ensure a resilient built environment	Enhance safety and security for all categories of road users	Infrastructure Development and Management	Feeder Roads and Transport services					1,800,000	1,000.00	0.00			WORKS/DEP'T/FEEDER ROADS	CA
50	Safeguard the natural environment and ensure a resilient built environment	Expand the digital landscape	Infrastructure Development and Management	Trade, Industry and Tourism Services					0.00	1,000.00	365,000			WORKS/DEP'T/FEEDER ROADS	DA

S/.N	Goal	Objectives	Programmes	Sub-programmes	Time frame				Cost			Programme Status		Implementing Institution/Department	
					2022	2023	2024	2025	GoG	IGF	Others	New	On-going	Lead	Col'ng
51	Safeguard the natural environment and ensure a resilient built environment	Enhance application of ICT in national development	Infrastructure Development and Management	Trade, Industry and Tourism Services					5,000	1,000.00	0.00			DPCU	DA
52	Safeguard the natural environment and ensure a resilient built environment	Mainstream science, technology and innovation in all socio-economic activities	Infrastructure Development and Management	Trade, Industry and Tourism Services					110,000	1,000.00	0.00			DPCU	DA
53	Safeguard the natural environment and ensure a resilient built environment	Promote sustainable spatially integrated development of human settlements	Infrastructure Development and Management	Spatial planning					120,000	10,000	0.00			PPD	DA
54	Safeguard the natural environment and ensure a resilient built environment	Promote efficient and effective land administration	Infrastructure Development and Management	Spatial planning					80,000	20,000.00	0.00			PPD	DA
55	Safeguard the natural environment and	Improve basic social	Infrastructure Development	Public Works, rural					100,000	6,000	0.000			CODA	DA

S/.N	Goal	Objectives	Programmes	Sub-programmes	Time frame				Cost			Programme Status		Implementing Institution/Department	
					2022	2023	2024	2025	GoG	IGF	Others	New	On-going	Lead	Col'ng
	ensure a resilient built environment	infrastructure and services, and livelihood conditions of Zongo and Inner-City Communities	and Management	housing and water management											
	SUB-TOTAL								2,980,000	110,000	545,000				
	4.4.4: Governance, Corruption And Public Accountability														
56	Maintain a stable, united and safe society	Deepen Democratic Governance	Management and Administration	General Administration					40,000	16,000	0.00			MOLGDRD	DA
57	Maintain a stable, united and safe society	Deepen political, financial and administrative decentralization	Management and Administration	General Administration					950,000	462,000	0.00			MOLGDRD	DA
58	Maintain a stable, united and safe society	Improve decentralized planning	Management and Administration	Planning, Budgeting, Monitoring and Evaluation					1,890,000	175,000	0.00			MOLGDRD	DA

S/.N	Goal	Objectives	Programmes	Sub-programmes	Time frame				Cost			Programme Status		Implementing Institution/Department	
					2022	2023	2024	2025	GoG	IGF	Others	New	On-going	Lead	Col'ng
59	Maintain a stable, united and safe society	Strengthen fiscal decentralization	Management and Administration	General Administration					40,000	28,000	0.00			MOLGDRD	DA
60	Maintain a stable, united and safe society	Improve popular participation at district levels	Management and Administration	Planning, Budgeting, Monitoring and Evaluation					100,000	40,000	0.00			DA	DPs
61	Maintain a stable, united and safe society	Deepen transparency and public accountability	Management and Administration	General Administration					20,000.00	40,000.00	0.00			DA	MLGDRI
62	Maintain a stable, united and safe society	Enhance security service delivery	Management and Administration	General Administration					450,000.00	68,000.00	0.00			DA	GPS
63	Maintain a stable, united and safe society	Promote culture in the development process	Management and Administration	General Administration					12,000.00	8,000.00	0.00			NCCE	DA
	SUB-TOTAL								3,502,000	837,000	0.0				

S/.N	Goal	Objectives	Programmes	Sub-programmes	Time frame				Cost			Programme Status		Implementing Institution/Department	
					2022	2023	2024	2025	GoG	IGF	Others	New	On-going	Lead	Col'ng
	4.4.5: Emergency Planning and Response (Including Covid-19 Recovery Plan)														
64	Mainstream emergency planning and preparedness into Ghana's development planning agenda at all levels to respond to potential internal and external threats (including COVID-19)	Promote proactive planning and implementation for disaster prevention and mitigation	Environmental Management	Disaster prevention and Management					100,000.00	43,000.00	0.000			DA	NADMO
65		Enhance coordination among key institutions	Management and Administration	General Administration					1,000.00	10,000.00	0.00			DA	ALL Dep'ts
66		Mitigate the impact of COVID-19 on the implementation of projects	Management and Administration	General Administration					10,000.00	10,000.00	0.000			DA	GHS
67		Enhance industry resilience to shocks (e.g., COVID-19)	Management and Administration	General Administration					40,000.00	10,000.00	0.000			DA	GHS
68		Ensure safety of life, property and social wellbeing	Management and Administration	General Administration					8,000.00	2,000.00	0.000			GPS	DA/SWC

S/.N	Goal	Objectives	Programmes	Sub-programmes	Time frame				Cost			Programme Status		Implementing Institution/Department	
					2022	2023	2024	2025	GoG	IGF	Others	New	On-going	Lead	Col'ng
69		Enhance relief operations and humanitarian welfare	Environmental Management	Disaster prevention and Management					200,000.00	20,000.00	0.000			NADMO	DA
70		Sustain agriculture and rural development	Economic Development	Agricultural Services and Management					20,000.00	5,000.00	0.00			Agric Depart.	DA
71		Ensure secured health systems	Social Services Delivery	Public Health Services and management					10,000.00	5,000.00	0.00			GHS	DA/MOH
72		Strengthen the social protection system to include emergency preparedness and response	Environmental Management	Disaster prevention and Management					10,000.00	10,000.00	0.00			DA	SWCD/NDMO
	SUB-TOTAL								399,000	115,000	0.0				
	4.4.6: Implementation, Coordination, Monitoring And Evaluation														
73	Improve delivery of development outcomes at all levels	Strengthen plan preparation, implementation and coordination at all levels	Management and Administration	Planning, Budgeting, Monitoring and Evaluation					250,000.00	40,000.00	0.00			DA	ALL DEP'T

S/.N	Goal	Objectives	Programmes	Sub-programmes	Time frame				Cost			Programme Status		Implementing Institution/Department	
					2022	2023	2024	2025	GoG	IGF	Others	New	On-going	Lead	Col'ng
74	Improve delivery of development outcomes at all levels	Strengthen monitoring and evaluation systems at all levels	Management and Administration	Planning, Budgeting, Monitoring and Evaluation					120,000.00	17,000.00	0.00			DA	ALL DEP'T
75	Improve delivery of development outcomes at all levels	Strengthen production and utilisation of statistics	Management and Administration	Planning, Budgeting, Monitoring and Evaluation					20,000.00	0.00	0.00			GSS	DA
76	Improve delivery of development outcomes at all levels	Enhance knowledge management and learning	Management and Administration	Human Resource					120,000.00	15,000.00	0.00			HR DEP'T	DA
	SUB-TOTAL								**510,000.00**	**72,000**	**0.0**				
	GRAND TOTAL								**38,916,300**	**2,873,200**	**5,975,000**				

Table 4.5: Programme financing

Development Dimension	Programmes (PBB)	Programme Cost	Expected Revenue & Source of Funding								Total	Mechanism to Fill Gap
			GoG	IGF	DACF	DACF RFG	DPs	ABFA	UDG	Others		
Governance, Corruption And Public Accountability And Ghana's Role In International Affairs	Management and Administration	5,102,000	60,000	300,000	600,000	100,000	300,000				1,360,000	Increase IGF mobilisation through property rate collection
Economic Development	Economic Development	8,594,700	70,000	500,000	700,000	700,000	500,000				2,470,000	Lobbying for DPs
Social Development	Social Services Delivery	30,049800	80,000	700,000	800,000	800,000	700,000				3,080,000	Proposal writing
Environment, Infrastructure And Human Settlements	Environmental Management	1,118,000	50,000	500,000	500,000	500,000	500,000				2,050,000	Intensive publication of the plan through the district website
Environment, Infrastructure And Human Settlements	Infrastructure Development and Management	2,810000	50,000	500,000	500,000	500,000	500,000				2,050,000	Public Private Partnership Arrangement (PPP)
TOTAL		47,764,500	310,000	2,500,000	3,100,000	2,600,000	2,500,000				11,010,000	36,754,500.00

The Assembly would be in position to raise an amount of GH₵ 11,010,000.00 from its revenue sources to finance the Programmed-base Budget of GH₵ 47,764,500.00 leaving a financing gap of GH₵ 36,754,500.00 to be financed from external sources and Public Private Partnership arrangement (PPP) to ensure sincere service delivery to the people.

CHAPTER FIVE

5.0 ANNUAL ACTION PLANS (2022-2025)

Presented in matrices 5.2.1, 5.2.2, 5.2.3 and 5.2.4 are the Annual Action Plans (AAPs) for the planned period from2022 to 2025. It consists of programmes, sub-programme, broad activities, location, timeframe, cost, programme status and implementing institutions or Department.

The activities cover the education sector, health, agriculture, transportation, water and sanitation, climate change, economy (local economic development) and good governance.

The Annual Action Plan forms the basis upon which activities in the plan will be carried out and as well serves as the based documents for the preparation of Annual Budget and Procurement Plan.

The outlined activities will include monitoring and evaluation, communication strategy, operations and maintenance plan and resource mobilization among others.

5.1 2022 ANNUAL ACTION PLAN

Table 5.1.1: Economic Development

Economic Development (Trade and Industry)													
MDA Programmes and Sub-programmes	**Activities (Operations)**	**Location**	**Baseline**	**Output Indicators**	**Quarterly Time schedule**				**Indicative Budget**			**Implementing Agencies**	
					1st	**2nd**	**3rd**	**4th**	**GoG**	**IGF**	**Don**	**Lead**	**Col.**
Economic Development (Trade And Industry)	1.Farmers Day Celebrations	District wide	1No. Done	20 Community Artisans trained				→	40,000.00			DA	DAD
	2.Promotion of Local Economic Development (LED) Activities	Kpassa	3No. done	Support for SMEs provided	→	→	→	→	12,000			DPCU	DA

Economic Development (Trade and Industry)													
MDA **Programmes and Sub-programmes**	**Activities (Operations)**	**Location**	**Baseline**	**Output Indicators**	**Quarterly schedule**			**Time**	**Indicative Budget**			**Implementing Agencies**	
					1st	**2nd**	**3rd**	**4th**	**GoG**	**IGF**	**Don**	**Lead**	**Col.**
	3. Provision and Rehabilitation of streetlight in Selected communities	District Wide							50,000			DPCU	DA
	4. Organize 2No. Business forum	Kpassa	1No. done	LED Activities undertaken					40,000			DPCU	FD
	5. Construction of 1No. 12seater water closet	District wide	1No. Done	Toilet constructed and in use					80,000.00			DPCU	DWD
	6. Construction of 180m, 0.9 X 1.2 U Drain, Filling, levelling, Slopping and Compacting at Kpassa New Market	Kpassa	1No. Done	Eliminate flooding at the Kpassa New Market					217,669.00			DPCU	DWD
	7. Mechanization and installation of overhead Tank for 1No Boreholes at Pibilla	Pibilla	1No. Done	Borehole Mechanized and in use					53,531.00			DPCU	DWD
	8. Construction of 1No. 4unit Bathroom and Urinary with 5,000 litres Capacity Poly Tank and soak	Kpassa		Facility constructed and in operation					62,221.00			DPCU	DWD

Economic Development (Trade and Industry)													
MDA Programmes and Sub-programmes	**Activities (Operations)**	**Location**	**Baseline**	**Output Indicators**	**Quarterly Time schedule**				**Indicative Budget**			**Implementing Agencies**	
					1st	**2nd**	**3rd**	**4th**	**GoG**	**IGF**	**Don**	**Lead**	**Col.**
	away system at Kpassa New Market												
	9. Construction of 1No 2-Units Crèche Classroom Block, Office and Store, 6-Seater Toilet, 2-Baths and Urinary, Rest and Changing Room and 2Units Room Maternity Care with 1No 1unit Semi – Detached Nurse Residential Accommodation	Kpassa New Market	1No Done	Facility constructed and in operation	→				250,000.00			DPCU	DWD
	10. Construction of 2No 40unit Market Sheds at Kpassa New Market for Cocoa-ase traders	Kpassa		Shed constructed and in use	→	→	→	→	295,000.00			DPCU	DWD
	11. Grading, Filling and Leveling of Timber Market in Kpassa	Kpassa			→	→	→	→	50,000			DPCU	DWD
	12. Grading, Filling and Leveling of	Damanko			→	→	→	→	50,000			DPCU	DWD

Economic Development (Trade and Industry)													
MDA Programmes and Sub-programmes	**Activities (Operations)**	**Location**	**Baseline**	**Output Indicators**	**Quarterly Time schedule**				**Indicative Budget**			**Implementing Agencies**	
					1st	**2nd**	**3rd**	**4th**	**GoG**	**IGF**	**Don**	**Lead**	**Col.**
	Damanko New Market												
	13. Creation Of Access Roads At Kpassa New Market	Kpassa			→	→	→	→	154,000			DPCU	DWD
	14. Identification, development and operationalization of potential tourism site in the District to boost revenue	District Wide			→	→	→	→	400,000			DPCU	DWD
	15. Liaise with networks operators to increase the broadband, bandwidth and speed of connections in the District	District Wide			→	→	→	→	20,000			DPCU	DWD

Development Dimension: ECONOMIC DEVELOPMENT													
MDA Programmes and Sub-programmes	Activities (Operations)	Location	Baseline	Output Indicators	Quarterly Time schedule				Indicative Budget			Implementing Agencies	
					1st	2nd	3rd	4th	GoG	IGF	Don.	Lead	Col.

Development Dimension: ECONOMIC DEVELOPMENT													
MDA Programmes and Sub-programmes	Activities (Operations)	Location	Baseline	Output Indicators	Quarterly Time schedule				Indicative Budget			Implementing Agencies	
					1st	2nd	3rd	4th	GoG	IGF	Don.	Lead	Col.
ECONOMIC DEVELOPMENT (DISTRICT DEPARTMENT OF Agriculture)	1.Conduct 5,000 farm and home visit by 8 AEAs	District Wide	1234 no. done	No. of farm and home visits	→	→	→	→	2000			DADU	DA
	2. Train 25 FBOs in group formation and dynamics	District Wide	5 no. done	Training Held	→	→	→	→	2000			DADU	DA
	3. Field supervision, planning and co-ordination by DDA	District Wide	124no. done	Field Supervision, Planning and coordination done	→	→	→	→	1500			DADU	DA
	4. Identify and register farmers in the district (Development of farmers' register	District Wide	4no. done	Farmer registration done	→	→	→	→	1200			DADU	DA
	5. Maintain and repair one official vehicle	District Wide	2no. done	Vehicle maintained	→	→	→	→	2000			DADU	DA
	6. Organized Training on improved housing for animals organized for livestock	District Wide	0 no. done	Training on livestock done	→	→	→	→	2050			DADU	DA

Development Dimension: ECONOMIC DEVELOPMENT													
MDA Programmes and Sub-programmes	Activities (Operations)	Location	Baseline	Output Indicators	Quarterly Time schedule				Indicative Budget			Implementing Agencies	
					1st	2nd	3rd	4th	GoG	IGF	Don.	Lead	Col.
	farmers												
	7. Vaccinate 10,000, animals against PPR, Newcastle, CBPP, Rabbis	District Wide	1no. done	Vaccination of animals done	→	→	→	→	15,000			DADU	DA
	8. Facilitate the dissemination and adoption of SLM at the farm level	District Wide	1no. done	Facilitation of SLM adoption done	→	→	→	→	14,000			DADU	DA
	9. Organize training in maize and rice production technologies technical staff	District Wide	0 no. done	Maize and rice production training held	→	→	→	→	15,000			DADU	DA
	10. Procurement and Supply of subsidized fertilizers under planting for Food an Jobs programme (NPK AND UREA)	District Wide	0 no. done	Fertilizers procured and supplied	→	→	→	→	10,000			DADU	DA

Development Dimension: ECONOMIC DEVELOPMENT													
MDA Programmes and Sub-programmes	Activities (Operations)	Location	Baseline	Output Indicators	Quarterly Time schedule				Indicative Budget			Implementing Agencies	
					1st	2nd	3rd	4th	GoG	IGF	Don.	Lead	Col.
	11. Monitoring, evaluation and reporting of implementation of the Planting for food and jobs	District Wide	758 no. done	12No. Monitoring conducted	→	→	→	→	20,000			DADU	DA
	12. Procurement Supply of improved seeds and seedlings to farmers under planting for Food an Jobs programme	District Wide	800 no. done	Improved seeds and seedlings procured and supplied	→	→	→	→	200,000			DADU	DA
	13. Support farmers to cultivate selected crops for domestic and industrial purposes.	District Wide	6no. done	Farmers supported	→	→	→	→	20,000			DPCU	DADU
	14. Establish 3 demonstrations on 12 steps in maize production with beneficiary farmers	District Wide	0no. done	3No. demonstrations on 12 steps in maize production with beneficiary					200,000			DA	DADU

Development Dimension: ECONOMIC DEVELOPMENT													
MDA Programmes and Sub-programmes	Activities (Operations)	Location	Baseline	Output Indicators	Quarterly Time schedule				Indicative Budget			Implementing Agencies	
					1st	2nd	3rd	4th	GoG	IGF	Don.	Lead	Col.
				farmersEstablished									
	15. Take inventory of existing small to medium scale irrigation schemes	District Wide	0no. done	Data collected and collated							800	DADU	MAG
	16. Train and supervise 2 seed growers to produce certified rice seed	District Wide	0no. done	Seed growers trained							800	DADU	MAG
	17. Support 50 number of farmers to cultivate rice for domestic and industrial purposes	District Wide	0no. done	Farmers supported							2,000	DADU	MAG
	18. Embark on pest and disease surveillance in rice growing communities in the 9 operational areas	District Wide	0no. done	Surveillance conducted							8,000	DADU	MAG

Development Dimension: ECONOMIC DEVELOPMENT													
MDA Programmes and Sub-programmes	Activities (Operations)	Location	Baseline	Output Indicators	Quarterly Time schedule				Indicative Budget			Implementing Agencies	
					1st	2nd	3rd	4th	GoG	IGF	Don.	Lead	Col.
	19. Train and supervise activities of 9 technical staff on listing of farmers, crop cutting and yield studies on rice	District Wide	0no. done	Training and supervision done							4,000	DADU	MAG
	20. Organize 4No sensitization programs on occupational safety, health and environmental issues.	District Wide	0no. done	Training conducted							8,000	DADU	MAG
	21. Organize 4No climate smart agricultural practices.	District Wide	0no. done	Training conducted							4,000	DADU	MAG
	22. Organize 1No district planning session.	District Wide	0no. done	Planning session done							1,000	DADU	MAG

Development Dimension: ECONOMIC DEVELOPMENT													
MDA Programmes and Sub-programmes	Activities (Operations)	Location	Baseline	Output Indicators	Quarterly Time schedule				Indicative Budget			Implementing Agencies	
					1st	2nd	3rd	4th	GoG	IGF	Don.	Lead	Col.
	23. Organize 4No Dissemination on the Use of neem leaves in preserving grains (maize and cowpea).	District Wide	0no. done	Dissemination done							4,000	DADU	MAG
	24. Organize 4No Dissemination on the Chemical control of the weed called (locally) five-thousand at 2-4 leaf stage of growth.	District Wide	0no. done	Dissemination done							4,000	DADU	MAG
	25. Organize 4No Dissemination on the Early harvesting of rice to reduce breaking during milling	District Wide	0no. done	Dissemination done							4,000	DADU	MAG
	26. Organize 5No engagement on	District Wide	0no. done	Farmers needs assessment conducted							5,000	DADU	MAG

Development Dimension: ECONOMIC DEVELOPMENT													
MDA Programmes and Sub-programmes	Activities (Operations)	Location	Baseline	Output Indicators	Quarterly Time schedule				Indicative Budget			Implementing Agencies	
					1st	2nd	3rd	4th	GoG	IGF	Don.	Lead	Col.
	farmer constraints/problems identified for research												
	27. Organize 4No. dissemination of improved technologies to farmers	District Wide	0no. done	Dissemination done							4,000	DADU	MAG
	28. Organize 1No. Training on Improved technology adopted on Row planting,	District Wide	0no. done	Training programme organized							280	DADU	MAG
	29. Training on Fall Armyworm management,	District Wide	0no. done	Training programme organized							600	DADU	MAG
	30. Facilitate and supervise the establishment of 5 ac woodlot per Processor Based Organization per operational area	District Wide	0no. done	Facilitation done							1,000	DADU	MAG

Development Dimension: ECONOMIC DEVELOPMENT													
MDA Programmes and Sub-programmes	Activities (Operations)	Location	Baseline	Output Indicators	Quarterly Time schedule				Indicative Budget			Implementing Agencies	
					1st	2nd	3rd	4th	GoG	IGF	Don.	Lead	Col.
	31. Improved technology adopted on Planting of improved varieties	District Wide	0no. done	Training programme organized							600	DADU	MAG
	32. Improved technology adopted on Timely application of fertilizers	District Wide	0no. done	Training programme organized							1,500	DADU	MAG
	33. Facilitate the formation of 1 cassava value chain platform in the District	District Wide	0no. done	Use of Solar Dryers for drying cassava peels demonstrated							600	DADU	MAG
	34. Supervise 9 technical staff to collect data on cassava production in all enumeration areas by 2 DAOs	District Wide	0no. done	Data on cassava collected and collated							1,000	DADU	MAG
	35. Planting For Export And Rural Development	District Wide	0no. done	Facilitation done							4,000	DADU	MAG

Development Dimension: ECONOMIC DEVELOPMENT													
MDA Programmes and Sub-programmes	Activities (Operations)	Location	Baseline	Output Indicators	Quarterly Time schedule				Indicative Budget			Implementing Agencies	
					1st	2nd	3rd	4th	GoG	IGF	Don.	Lead	Col.
	50,000 cashew seedlings for distribution (712 acres)												
	36. Train 9 AEAs and 3 DAOs in the use of affordable local housing units for livestock rural poultry farmers in each operational area	District Wide	0no. done	Training programme organized							4,000	DADU	MAG
	37. Train 9 extension and 1 veterinary technical staff and 50 livestock farmers in the prevention of scheduled livestock and rural poultry diseases	District Wide	0no. done	Training done.							5,000	DADU	MAG
	38. Train 9 extension and 1 veterinary technical staff	District Wide	0no. done	Training done.							4,000	DADU	MAG

Development Dimension: ECONOMIC DEVELOPMENT													
MDA Programmes and Sub-programmes	Activities (Operations)	Location	Baseline	Output Indicators	Quarterly Time schedule				Indicative Budget			Implementing Agencies	
					1st	2nd	3rd	4th	GoG	IGF	Don.	Lead	Col.
	and fifty livestock farmers in the preparation of agro by-products (cassava peels ,groundnuts leaves, rice husk and bran, orange pulp, etc.) to feed animals												
	39. Facilitate poultry farmer's access to vaccines, drugs and feed in the district	District Wide	0no. done	Facilitation done	→	→	→				400	DADU	MAG
	40. Nursing and Distribution of 100,000 Cashew and Mango seedlings	Wuni	0no. done	Nursing and Distribution done	→	→	→				100, 000	DADU	GPSNP
	41. Establishment of 40 Acre Cashew Plantations	Damanko Mama Akura Abuyanya	0no. done	Cashew Plantations established	→	→	→				400, 000	DADU	GPSNP

Development Dimension: ECONOMIC DEVELOPMENT													
MDA Programmes and Sub-programmes	Activities (Operations)	Location	Baseline	Output Indicators	Quarterly Time schedule				Indicative Budget			Implementing Agencies	
					1st	2nd	3rd	4th	GoG	IGF	Don.	Lead	Col.
	42. Support Sangroma Tree Plantations Programme	Sibi, Damanko and Pibilla	0no. done	Woodlot Plantations established							40,000	Sagroma	DADU
	43. Maintenance of the district Mango and Cashew Plantations	Abuyanya and Wuni	1No. Done	Sensitization programme organized					20,000			DADU	DA

5.1.2-: Social Services

Development Dimension: SOCIAL DEVELOPMENT (EDUCATION)													
MDA Programmes and Sub-programmes	Activities (Operations)	Location	Baseline	Output Indicators	Quarterly Time schedule				Indicative Budget			Implementing Agencies	
					1st	2nd	3rd	4th	GoG	IGF	Don	Lead	Col.
SOCIAL SERVICES DELIVERY (EDUCATION DEPT.)	1.Support to STMIE programme for sixty (60) pupils	District wide	1No. Done	Support to STMIE done					18,000			DED	DA
	2. Organize 1No. district wide INSET program	District wide	1No. Done	District INSET Program organised					10,000			DED	DA
	3. Undertake 4No. Periodic monitoring and supervision in all	District wide	4No. Done	Periodic monitoring done					2,500			DED	DA

Development Dimension: SOCIAL DEVELOPMENT (EDUCATION)													
MDA Programmes and Sub-programmes	Activities (Operations)	Location	Baseline	Output Indicators	Quarterly Time schedule				Indicative Budget			Implementing Agencies	
					1st	2nd	3rd	4th	GoG	IGF	Don	Lead	Col.
	basic schools.												
	4. Conduct 3No. district wide common exams for basic schools	District wide	1No. Done	District wide common entrance exam held					20,000			DED	DA
	5. Support organization of annual quiz competition	District wide	1No. Done	Quiz competition organized					20,000			DED	DA
	6. Conduct orientation for 100 newly trained teachers	District wide	1No. Done	Orientation held					40,000			DED	DA
	7. Organized 1No. training on effective classroom Management for teachers	District wide	1No. Done	Support for training of 100 teachers done					2,000			DED	DA
	8. My First Day At School.	District wide	1No. Done	Programme organized					8,000			DED	DA
	9. A 2 day ADEOP WORKSHOP	District wide	1No. Done	Programme organized					3,000			DED	DA

Development Dimension: SOCIAL DEVELOPMENT (EDUCATION)													
MDA Programmes and Sub-programmes	Activities (Operations)	Location	Baseline	Output Indicators	Quarterly Time schedule				Indicative Budget			Implementing Agencies	
					1st	2nd	3rd	4th	GoG	IGF	Don	Lead	Col.
	10. Organize 1No. Sensitization of Moslem women on girl Child Education	District wide	1No. Done	Programme organized					130,000			DED	DA
	11. Procure and distribute (600) tables and chairs to selected basic schools (dual desk)	District wide	1No. Done	Programme organized					130,000			DED	DA
	12. Procurement and supply of Teaching and Learning materials	District wide	1No. Done	Programme organized					130,000			DED	DA
	13. Hold stakeholder engagement with mission and private schools, CBOs in the education sector in the district	District wide	1No. Done	Programme organized					130,000			DED	DA
	14. Conduct in-service training and capacity workshops for	District wide	1No. Done	Programme organized					130,000			DED	DA

Development Dimension: SOCIAL DEVELOPMENT (EDUCATION)													
MDA Programmes and Sub-programmes	Activities (Operations)	Location	Baseline	Output Indicators	Quarterly Time schedule				Indicative Budget			Implementing Agencies	
					1st	2nd	3rd	4th	GoG	IGF	Don	Lead	Col.
	50 teachers												
	15. Completion of 1no. 3unit Classroom Block With Store And Office At Najingon	Najingon	0No. Done	Facility constructed and in use					130,000			DED	DA
	16. Construction of 3-Unit classroom Block, Office and Store at Gborsike	Gborsike	0No. Done	Facility constructed and in use					50,000			DED	DA
	17. Completion Of 1No. 3unit Classroom Block With Office And Store And 3seater Kvip Latrine At Sibi Central	Sibi Central	0No. Done	Facility constructed and in use					100,000			DED	DA
	18. Completion Of 1No. 3unit Classroom Block With Office And Store And 4seater Kvip Latrine At	Gbango Akura	0No. Done	Facility constructed and in use					100,000			DED	DA

Development Dimension: SOCIAL DEVELOPMENT (EDUCATION)													
MDA Programmes and Sub-programmes	Activities (Operations)	Location	Baseline	Output Indicators	Quarterly Time schedule				Indicative Budget			Implementing Agencies	
					1st	2nd	3rd	4th	GoG	IGF	Don	Lead	Col.
	Gbango Akura												
	19. Construction of 6-Unit Classroom Block with Ancillary Facilities at Nabu	Nabu	0No. Done	Facility constructed and in use					50,000			DED	DA
	20. Construction of 1No. 6-unit classroom block at	Kofi Akura	1No. Done	Facility constructed and in use								DED	DA
	21. Construction of Teachers Quarter at Nabu	Nabu	1No. Done	Facility constructed					5,000			DED	DA
	22. Renovation of 4No 3-Unit Classroom Block, Office and Store District Wide	District Wide	3No. Done	Damages restored and facilities in use					180,127.00			DED	DA
	23. Renovation of 3No 6-Unit Classroom Block, Office and Store District Wide	District Wide	1No. Done	Damages restored and facilities in use					90,127.00			DED	DA

Development Dimension: SOCIAL DEVELOPMENT (EDUCATION)													
MDA Programmes and Sub-programmes	Activities (Operations)	Location	Baseline	Output Indicators	Quarterly Time schedule				Indicative Budget			Implementing Agencies	
					1st	2nd	3rd	4th	GoG	IGF	Don	Lead	Col.
	24. Procurement and Supply of 200 Mono Desk for JHS in the District	District Wide	4No. Done	Mono Desk procured and distributed					82,127.00			DED	DA
	25. Procurement and Supply of 80 Round Table and 320 Chairs for KGs	District Wide	4No. Done	Round Table procured and distributed					82,127.00			DED	DA

Development Dimension: SOCIAL DEVELOPMENT (HEALTH)													
MDA Programmes and Sub-programmes	Activities (Operations)	Location	Baseline	Output Indicators	Quarterly Time schedule				Indicative Budget			Implementing Agencies	
					1st	2nd	3rd	4th	GoG	IGF	Don	Lead	Collab
SOCIAL SERVICES DELIVERY (DISTRICT HEALTH DIRECTORATE)	1.Procure logistics and equipment for the new CHPS compound	District wide	1No. Done	Logistics and equipment procured					10,000			DHD	DA
	2. Embark on Bi-quarterly malnutrition Campaign	District wide	1No. Done	Bi-quarterly malnutrition campaign held					2,500			DHD	DA
	3. Health education in schools and	District wide	1No. Done	Bi-quarterly malnutrition campaign held					20,500			DHD	DA

Development Dimension: SOCIAL DEVELOPMENT (HEALTH)													
MDA Programmes and Sub-programmes	Activities (Operations)	Location	Baseline	Output Indicators	Quarterly Time schedule				Indicative Budget			Implementing Agencies	
					1st	2nd	3rd	4th	GoG	IGF	Don	Lead	Collab
	health facilities on the causes, effects and prevention of malaria.												
	4. Health education on the importance of using the Long lasting insecticide Net(LLIN) and Continues distribution of LLIN to pregnant women and children	District wide	1No. Done	World Malaria day held	→	→	→	→	20,000			DHD	DA
	5. Surveillance for risk detection	District wide	0No. Done	Surveillance conducted	→	→	→	→	50,000			DHD	DA
	6. Risk communication and social distancing	District wide	1No. Done	Risk communicated	→	→	→	→	2,500			DHD	DA
	7. Conduct 4No. quarterly HIV review meetings	District wide	1No. Done	Quarterly facility monitoring done	→	→	→	→	1,500			DHD	DA

Development Dimension: SOCIAL DEVELOPMENT (HEALTH)													
MDA Programmes and Sub-programmes	Activities (Operations)	Location	Baseline	Output Indicators	Quarterly Time schedule				Indicative Budget			Implementing Agencies	
					1st	2nd	3rd	4th	GoG	IGF	Don	Lead	Collab
	8. Organize 4No. Quarterly monitoring of PMTCT Centre	Kpassa	1No. Done	Land titles prepared					5,000			DHD	DA
	9. Organize World AIDS day	Kpassa	1No. Done	Quarterly HIV review meetings held					2,000			DHD	DA
	10. Support Persons Living with HIV/AIDS	District wide	1No. Done	Quarterly monitoring done					2,500			DHD	DA
	11. Preparation and submission of quarterly HIV/AIDS activities reports	District wide	1No. Done	Sensitisation Workshop held					6,000			DHD	DA
	12. Establishment of Quarantine centre for COVID-19 case management	Kpassa	1No. Done	Quarantine centre Established					20,000			DHD	DA
	13. Procurement Hand Washing Facilities(Veronica Bucket, Hand Sanitizers and	District wide	1No. Done	Hand Washing Facilities Procured					40,000			DHD	DA

Development Dimension: SOCIAL DEVELOPMENT (HEALTH)													
MDA Programmes and Sub-programmes	Activities (Operations)	Location	Baseline	Output Indicators	Quarterly Time schedule				Indicative Budget			Implementing Agencies	
					1st	2nd	3rd	4th	GoG	IGF	Don	Lead	Collab
	Others)												
	14. Procurement of PPEs(Nose Marks, Gun Thermometer and Others)	District wide	1No. Done	PPEs Procured					6,000			DHD	DA
	15. Support to COVID-19 Rapid Response Team	District wide	1No. Done	Rapid Response Team Supported					16,000			DHD	DA
	16. Carry out Disinfection and Burial	District wide	1No. Done	Disinfection and Burial Carried out					20,000			DHD	DA
	17. Undertake Surveillance on communicable disease	District wide	1No. Done	Surveillance on communicable disease undertaken					6,000			DHD	DA
	18. Supply of logistics for EPI and NID activities	District wide	1No. Done	Logistics for EPI and NID activities Supplied					10,000			DHD	DA
	19. Organize Training of Community Health Management Committee	District wide	1No. Done	Community training organized					6,000			DHD	DA

Development Dimension: SOCIAL DEVELOPMENT (HEALTH)													
MDA Programmes and Sub-programmes	Activities (Operations)	Location	Baseline	Output Indicators	Quarterly Time schedule				Indicative Budget			Implementing Agencies	
					1st	2nd	3rd	4th	GoG	IGF	Don	Lead	Collab
	Members												
	20. Furnishing of all consulting rooms in the various health centers with TB screening tools and sputum containers	District wide	1No. Done	Facilities furnished	→	→	→	→	6,000			DHD	DA
	21. Organize TB/HIV education in schools, churches and communities	District wide	1No. Done	Programme organized	→	→	→	→	12,000			DHD	DA
	22. Regular active case search for all diseases of public health importance in all identified prayer camps and shrines where patients are admitted	District wide	1No. Done	Activities carried out	→	→	→	→	15,000			DHD	DA

Development Dimension: SOCIAL DEVELOPMENT (HEALTH)													
MDA Programmes and Sub-programmes	Activities (Operations)	Location	Baseline	Output Indicators	Quarterly Time schedule				Indicative Budget			Implementing Agencies	
					1st	2nd	3rd	4th	GoG	IGF	Don	Lead	Collab
	23. Health education and counseling on Family planning motivation	District wide	1No. Done	Education held	→	→	→	→	16,000			DHD	DA
	24. Construction of Maternity home with Mechanized Borehole at Sibi Central	Sibi Central	1No. Done	Facility completed and in use	→	→	→	→	30,000			DHD	DA
	25. Construction of CHPS Compound at Azua	Azua	1No. Done	Facility completed and in use	→	→	→	→	50,000			DHD	DA
	26. Construction of CHPS Compound at Obunja	Obunja	1No. Done	Facility completed and in use	→	→	→	→	100,000			DHD	DA
	27. Construction of CHPS Compound at Abunyanya	Abunyanya	1No. Done	Facility completed and in use				→	150,000			DHD	DA

Development Dimension: SOCIAL DEVELOPMENT

MDA Programmes and Sub-programmes	Activities (Operations)	Location	Baseline	Output Indicators	Quarterly Time schedule				Indicative Budget			Implementing Agencies	
					1st	2nd	3rd	4th	GoG	IGF	Don	Lead	Collab
SOCIAL SERVICES DELIVERY (EHU)	1.Acquisition and documentation of final disposal sites for liquid and solid wastes	District wide	0No. Done	Site documentation available					40,000			EHU	DA
	2. Organise 1No. Medical screening of 1000 food/drink vendors	District wide	4No. Done	Programme organized					1,000			EHU	DA
	3. House to house inspection of 500 households	District wide	4No. Done	House to House inspection done					5,000			EHU	DA
	4. Conduct 4No. quarterly Monitoring of CLTS activities	District wide	4No. Done	Monitoring of CLTS activities carried out					2,500			EHU	DA
	5. Undertake School hygiene education	District wide	20No. Done	School hygiene education on-going					2,500			EHU	DA
	6. Carry out Hospitality industries inspection	District wide	16No. Done	Inspection carried out					2,500			EHU	DA
	7. Carry out daily Meat	District wide	Daily Meat hygiene	Meat hygiene inspection					10,500			EHU	DA

Development Dimension: SOCIAL DEVELOPMENT													
MDA Programmes and Sub-programmes	Activities (Operations)	Location	Baseline	Output Indicators	Quarterly Time schedule				Indicative Budget			Implementing Agencies	
					1st	2nd	3rd	4th	GoG	IGF	Don	Lead	Collab
	hygiene inspection		inspection Done	carried out									
	8. Prosecution of sanitary offenders	District wide	7No. Done	Sanitary offenders prosecuted					20,500			EHU	DA
	9. Undertake daily Market inspection	Kpassa	1No. Done	Markets inspected					1,500			EHU	DA
	10. Organise 4No. District staff meetings.	Kpassa	4No. Done	District staff meetings held					5,000			EHU	DA
	11. Procurement of sanitary tools	District wide	1No. Done	Sanitary tools procured					20,000			EHU	DA
	12. Collection and disposal of wastes	District wide	Collection Done on weekly basis	Wastes collected and disposed					150,000			EHU	DA
	13. Organize 1No. workshops for environmental health staff	Kpassa	1No. Done	Workshop organised					5,000			EHU	DA
	14. Organize workshops for food/drink handlers	District wide	1No. Done	Workshop organised					10,000			EHU	DA

Development Dimension: SOCIAL DEVELOPMENT													
MDA Programmes and Sub-programmes	Activities (Operations)	Location	Baseline	Output Indicators	Quarterly Time schedule				Indicative Budget			Implementing Agencies	
					1st	2nd	3rd	4th	GoG	IGF	Don	Lead	Collab
	15. Organize clean-up exercise	District wide	4No. Done	Clean up exercise organised					8,500			EHU	DA
	16. Carry out regular public education on solid and liquid waste disposal	District wide	1No. Done	Liquid waste management on-going					150,000			EHU	DA
	17. Construction Of 1no. 12 seater Water Closet Toilet At Damanko Market	Damanko	1No. Done	Facility constructed and in use					150,000			EHU	DA
	18. Repair Of 30No Borehole	District wide	30No. Done	Facilities renovated and in use					80,500.00			DA	EHU
	19. Repair of 4no Boreholes at Nabu And Abunyanya	Nabu And Abunyanya	0No. Done	Facility renovated and in use					7,405.00			DA	EHU
	20. Fumigation	District Wide	1No. Done	Fumigation carried out					200,000			EHU	DA
	21. Sanitation Package	District Wide	1No. Done	Package released					150,000			EHU	DA

Development Dimension: SOCIAL DEVELOPMENT													
MDA Programmes and Sub-programmes	Activities (Operations)	Location	Baseline	Output Indicators	Quarterly Time schedule				Indicative Budget			Implementing Agencies	
					1st	2nd	3rd	4th	GoG	IGF	Don	Lead	Collab
	22. Embark on arrest and impounding of stray animals	District Wide	1No. Done	Public pound in place					10,000			EHU	DA
	23. Dislodgement of Public Toilet	District Wide	1No. Done	Dislodgement carried out					80,000			EHU	DA
	24. Renovation of 1No. Meat shop	District Wide	1No. Done	Meat shop in operation					150,000			EHU	DA

Development Dimension: SOCIAL DEVELOPMENT													
MDA Programmes and Sub-programmes	Activities (Operations)	Location	Baseline	Output Indicators	Quarterly Time schedule				Indicative Budget			Implementing Agencies	
					1st	2nd	3rd	4th	GoG	IGF	Don	Lead	Collab
SOCIAL SERVICES DELIVERY (SWCD/GFD)	1. Facilitate Payment to school feeding caterers	District wide	12No. Done	School feeding caterers paid					2,400			GSPD	DA
	2. Organize 12No. Monitoring and reporting on school feeding programme	District wide	1No. Done	Monitoring conducted					10,000			GSPD	DA
	3. Support 20 needy but brilliant students living with disability	District wide	17No. Done	Needy but brilliant students living with disability supported					80,000			DSW/CD	DPCU
	4. Sensitization on LEAP expansion and registration of beneficiaries on E-Zwich	District wide	1No. Done	Programme organized					12,500			DSW/CD	GPS GH
	5. Develop Internal Staff Recruitment and Appointments Policy that will ensure that 60% of all Employed Staff /Appointments in the Assembly are Female	District wide	1No. Done	Recruitment policy unbiased to women					1,000			SWCD	DA
	5. Undertake Annual Public Sensitization program to	District wide	1No. Done	Improve women involvement in political					20,000			SWCD	DA

	Educate women and support them to actively participate and political activities and to take leadership roles in the communities and in politics			activities									
	6. Train Heads of Departments and Units on Gender Responsive Planning and Budgeting	District wide	1No. Done	Improve gender sensitivity in plan preparation among heads of department					20,000			SWCD	DA
	7. Conduct a survey to identify the volume of household choirs assigned to boys and girls and their implications for educational attainment and economic and social development and implement the recommendations	District wide	1No. Done	Records of household choirs assigned to boys and girls available					30,000			SWCD	DA
	8. Coordinate the disbursement of poverty alleviation funds to ensure that 30% of the amount are received by women for	District wide	1No. Done	30% of funds disbursed goes to women					2,000			SWCD	DA

	enterprise development												
	9. Identify successful female leaders and organise annual forums for them to interact with young girls both in and out of school annually to learn their techniques of attaining their status	District wide	1No. Done	Programme organized					12,500			SWCD	DA
	10. Organize sensitization programs for women artisans, farmers and other tradesmen on how to form and maintain associations	District wide	1No. Done	Women trained on employable skills					20,000			SWCD	DA
	11. Organize training programme for Heads of Departments and Units on how to mainstream Child Protection Interventions into their Action Plans and how to Monitor and	District wide	1No. Done	Training organized					20,000			SWCD	DA

	Evaluate the Outcomes of these Interventions												
	12. Provide the required logistics and technical support to facilitate the training of caregiver	District wide	1No. Done	Improve capacity of caregiver					30,000			SWCD	DA
	13. Conduct home visits and organize Neighborhood Awareness campaigns to sensitize families about child protection and associated rules governing child protection	District wide	1No. Done	Programme organized					20,000			SWCD	DA
	14. Provide Administrative Directives, Logistics and Financial support to facilitate the inclusion of boys and girls with special needs in the normal schooling system	District wide	1No. Done	Support provided					40,000			SWCD	DA
	15. Provide funds to support the procurement and	District wide	1No. Done	Support provided					40,000			SWCD	DA

	facilitate the distribution of Educational Materials meant for the effective education of the orphans, vulnerable children and children with special needs												
	16. Provide the required logistics and secretarial services for the implementation of the District Integrated social services programme for children, families and vulnerable adults	District wide	1No. Done	Support provided					20,000			SWCD	DA
	17. Establish and Procure the needed logistics and funds for the effective functioning of Child Panel and family courts including all related issues	District wide	1No. Done	Panel established					32,000			SWCD	DA
	18. Provide the needed logistics for the monitoring of child labour and	District wide	1No. Done	Monitoring conducted					20,000			SWCD	DA

	child abuse cases and facilitate the successful prosecution of offenders												
	19. Facilitate resolution of cases of child right abuse and management	District wide	1No. Done	Cases of child right abuse addressed		→			20,000			DSW/ CD	NCCE Media DATA
	20. Organize monthly radio programmes to educate the public and create their awareness against stigma, abuse, discrimination, and harassment of the vulnerable	District wide	1No. Done	Programme organized	→	→	→	→	12,000			SWCD	DA
	21. Sponsor the periodic meetings of the Disability Fund Management Committee to disburse the 3% DACF allocation to the PWDs	District wide	1No. Done	Support provided	→	→	→	→	25,000			SWCD	DA
	22. Conduct a census of the PWDs in the District	District wide	1No. Done	Disability register available	→	→	→	→	50,000			SWCD	DA

	23. Train PWDs who are out of School in ICT, Artisanal Skills and other employable areas in order for them to contribute to National Development	District wide	1No. Done	PWDs trained					20,000			SWCD	DA
	24. Provide funds to support interested PWDs stand for elections and facilitate the appointment of PWDs to the General Assembly as Government Appointee	District wide	1No. Done	Support provided					30,000			SWCD	DA
	25. Organize capacity building programmes for PWDs on governance and democracy	District wide	1No. Done	Programme organized					20,000			SWCD	DA
	26. Support PWDs with start-up capitals for investment	District wide	1No. Done	PWDs supported					80,000			SWCD	DA
	27. Construct Disability Accesses and facilities to all Public Buildings	District wide	1No. Done	Disability access provided to all public facilities					60,000			SWCD	DA

	and ensure that all new private properties for commercial purposes are designed with the required facilities and accesses for the PWDs												
	28. Set aside 10% of the PWDs Funds to support the continuous education of PWDs	District wide	1No. Done	Support provided					2,000			SWCD	DA
	29. Register all NGOs/CBOs/Day care centres in the District	District wide	1No. Done	Register available					6,000			DSW/CD	GES NCCE

5.1.3: Environmental, Infrastructure and Human Settlements

Development Dimension: ENVIRONMENT, INFRASTRUCTURE AND HUMAN SETTLEMENTS													
MDA Programmes and Sub-programmes	Activities (Operations)	Location	Baseline	Output Indicators	Quarterly Time schedule				Indicative Budget			Implementing Agencies	
					1st	2nd	3rd	4th	GoG	IGF	Don	Lead	Collab
DISASTER MANAGEMENT	1.Organise 4No.Fire safety Education at Churches/School	District wide	4No. Done	Education campaigns on Bushfires improved					8,000			NADMO/GNFRS	DA

Development Dimension: ENVIRONMENT, INFRASTRUCTURE AND HUMAN SETTLEMENTS													
MDA Programmes and Sub-programmes	Activities (Operations)	Location	Baseline	Output Indicators	Quarterly Time schedule				Indicative Budget			Implementing Agencies	
					1st	2nd	3rd	4th	GoG	IGF	Don	Lead	Collab
GNFRS/NADMO	s in the district												
	2. Organise 4 No. Fire safety Education at Fuel filling stations	District wide	4No. Done	Bushfire volunteer groups re-established	→	→	→	→	2,000			NADMO/GNFRS	DA
	3. Organise 4No. Fire safety Education at K-FM	District wide	4No. Done	Fire safety education carried out	→	→	→	→	2,000			NADMO/GNFRS	DA, GES Religious Bodies
	4. Organise 4No. Fire safety Education at Garages/Shops	District wide	4No. Done	Fire safety education carried out	→	→	→	→	2,000			NADMO/GNFRS	DA
	5. Organise 4No. Fire safety Education at Guest Houses	District wide	4No. Done	Fire safety education carried out	→	→	→	→	2,000			NADMO/GNFRS	DA
	6. Organise 4No. Fire safety Education at Hospital/Clinics and Health Centres	District wide	4No. Done	Fire safety education carried out	→	→	→	→	2,000			NADMO/GNFRS	DA

Development Dimension: ENVIRONMENT, INFRASTRUCTURE AND HUMAN SETTLEMENTS													
MDA Programmes and Sub-programmes	Activities (Operations)	Location	Baseline	Output Indicators	Quarterly Time schedule				Indicative Budget			Implementing Agencies	
					1st	2nd	3rd	4th	GoG	IGF	Don	Lead	Collab
	7.Offer support to disaster victims	District wide	4No. Done	Fire safety education carried out	→	→	→	→	100,000			NADMO/GNFRS	DA
	8. Organize 4No. Anti-Bush fire sensitization program	District wide	4No. Done	Sensitization programme organized	→	→	→	→	2,000			NADMO/GNFRS	DA
	9. Organize 4No. Education in communities on the dangers of using chemicals for fishing.	District wide	4No. Done	Sensitization programme organized	→	→	→	→	2,000			NADMO/GNFRS	DA
	10. Organize 2No. Public education on fire disaster, rain storms, and floods	District wide	4No. Done	Sensitization programme organized	→	→	→	→	2,000			NADMO/GNFRS	DA
	11. Promote Planting of drought tolerant varieties and tree planting with emphases on cashew,	District wide	4No. Done	Sensitization programme organized	→	→	→	→	2,000			NADMO/GNFRS	DA

Development Dimension: ENVIRONMENT, INFRASTRUCTURE AND HUMAN SETTLEMENTS														
MDA Programmes and Sub-programmes	Activities (Operations)	Location	Baseline	Output Indicators	Quarterly Time schedule				Indicative Budget			Implementing Agencies	
					1st	2nd	3rd	4th	GoG	IGF	Don	Lead	Collab
	12. Promote Use of organic fertilizer,	District wide	4No. Done	Increased in the use of organic fertilizer	→	→	→	→	2,000			NADMO/GNFRS	DA

evelopment Dimension: ENVIRONMENT, INFRASTRUCTURE AND HUMAN SETTLEMENTS														
MDA Programmes and Sub-programmes	Activities (Operations)	Location	Baseline	Output Indicators	Quarterly Time schedule				Indicative Budget			Implementing Agencies	
					1st	2nd	3rd	4th	GoG	IGF	Don	Lead	Collab
INFRASTRUCTURE DELIVERY AND DEVELOPMENT DISTRICT WORKS DEPARTMENT(DWD)	1.Undertake reshaping of 30km feeder roads in the district	District wide	17km Done	Roads reshaped	→	→	→	→	200,000			Works Dept	DA
	2.Enforce tricycles and commercial vehicles to procure and install reflectors	District wide	1No. Done	Enhanced road safety	→	→	→	→	200,000			GPS	DA
	3. Rehabilitation of 4No. physical assets	District wide	1No. Done	Physical Assets rehabilitated	→	→	→	→	100,000			Works Dept	DA

	4. Provision And Rehabilitation Of 102 Street Light In 3 Selected Communities	District wide	1No. Done	Streetlights provided/Rehabilitated					150,000			Works Dept	NEDCO
	5. Extension of electricity to selected communities	District wide	1No. Done	23 communities connected to national grid					250,000			Works Dept	NEDCO
	6. Furnishing of all mandatory projects	District wide	1No. Done	All mandatory projects furnished					800,000			Works Dept	DA/VRA
	7. Drilling and Installation of Submersible Pumps for Three Boreholes	District Wide	0No. Done	Facility constructed and in use					36,102.00			DA	EHU
	8. Drilling, construction and Mechanization of 15No. Boreholes	District wide	1No. Done	15No. Boreholes drilled					800,000			Works Dept	DA/VRA
	9. Maintenance of DWD Office	Kpassa	1No. Done	Maintenance exercise carried out					8,000			Works Dept	DA/VRA
	10. Renovation and furnishing of DCE's Bungalows	Kpassa	0No. Done	Construction of DCE's Bungalow Completed					200,000			DA	
	11. Construction of 4-Unit Staff Quarters at	District wide	1No. Done	Facility completed and in use					80,000			DA	

	Kpassa												
	12. Construction of Semi-Detached at Kpassa	Kpassa	1No. Done	Facility completed and in use					80,000	10,000		DA	
	13.Construction Of Fence Wall At Chief Executives Residence, Kpassa	kpassa	1No. Done	Construction work on-going					20,000			DA	
	14. Completion Of 1No Semi-Detached Bungalow at Kpassa	Kpassa	0No. Done	Facility completed and in use					8,799.00			DA	
	15. Renovation Of Main Office Block At Kpassa	Kpassa	1No. Done	Facility renovated and in use					7,434.00			DA	
	16. Servicing of equipment	Kpassa	1No. Done	All equipment serviced					8,000			Works Dept	DA/VRA
	17. Fuel for Monitoring and supervision of projects	Kpassa	1No. Done	Fuel for Monitoring and supervision of projects purchased					8,000			Works Dept	DA/VRA

Development Dimension: ENVIRONMENT, INFRASTRUCTURE AND HUMAN SETTLEMENTS

MDA Programmes and Sub-programmes	Activities (Operations)	Location	Baseline	Output Indicators	Quarterly Time schedule				Indicative Budget			Implementing Agencies	
					1st	2nd	3rd	4th	GoG	IGF	Don	Lead	Collab
INFRASTRUCTURE DELIVERY AND DEVELOPMENT (PHYSICAL PLANNING DEPARTMENT)	1.Implementation of Street Naming and Property Addressing System activities	District wide	1No. Done	SNPA activities Implemented	→	→	→	→	20,000			PPD	DA
	2. Preparation of 1 Sector layouts	Kpassa	1No. Done	Sector layouts prepared	→	→	→	→	5,000			PPD	DA
	3. Update district and spatial maps	Kpassa	1No. Done	District and Spatial maps updated	→	→	→	→	8,000			PPD	DA
	4. Conduct 4No. Statutory planning meetings	Kpassa	1No. Done	Thematic maps prepared	→				5,000			PPD	DA
	5. Undertake Development Control activities	District wide	1No. Done	Development Control activities carried out	→	→	→	→	2,000			PPD	DA
	6. Procurement of Office supplies	Kpassa	1No. Done	Office Supplies procured	→				5,000			PPD	DA
	7. Valuation of properties in the District	Kpassa	1No. Done	Valuation of properties carried out	→				5,000			PPD	DA
	8. Ground Trouthing	Kpassa	1No. Done	Activity carried out	→				5,000			PPD	DA

Development Dimension: ENVIRONMENT, INFRASTRUCTURE AND HUMAN SETTLEMENTS													
MDA Programmes and Sub-programmes	Activities (Operations)	Location	Baseline	Output Indicators	Quarterly Time schedule				Indicative Budget			Implementing Agencies	
					1st	2nd	3rd	4th	GoG	IGF	Don	Lead	Collab
	9. Stencilling of Properties(Kpassa Township) phase 1	Kpassa	1No. Done	Activity carried out	→				5,000			PPD	DA

5.1.4: Governance, Corruption and Public Accountability

Development Dimension: GOVERNANCE, CORRUPTION AND PUBLIC ACCOUNTABILITY													
MDA Programmes and Sub-programmes	Activities (Operations)	Location	Baseline	Output Indicators	Quarterly Time schedule				Indicative Budget			Implementing Agencies	
					1st	2nd	3rd	4th	GoG	IGF	Don	Lead	Collab
MANAGEMENT AND ADMINISTRATION FINANCE	1.Recruit 10 Revenue/commission Collectors for the 3 Area Councils	District wide	0No. Done	Increase in revenue collectors	→	→	→	→					
	2. Train 10 Revenue Collectors and Staff of Sub-District Structures in effective revenue collection	District wide	0No. Done	Collectors efficiency enhanced	→	→	→	→	2,500			DFD	DA

Development Dimension: GOVERNANCE, CORRUPTION AND PUBLIC ACCOUNTABILITY														
MDA Programmes and Sub-programmes MANAGEMENT AND	Activities (Operations)	Location	Baseline	Output Indicators	Quarterly Time schedule				Indicative Budget			Implementing Agencies	
					1st	2nd	3rd	4th	GoG	IGF	Don	Lead	Collab
	3. Organize 1No. tax education	Kpassa	3No. Done	Tax education programmes organised					1,500			DFD	DA
	4. Establish 1No. database for revenue items	Kpassa	0No. Done	Revenue Database established					1,500			DFD	DA
	5. Update the Assembly's revenue register (including registration of SME's)	Kpassa	0No. Done	Assembly's register updated					10,000			DFD	DA
	6. Organize 1No. training for account staff and key staff on prudent financial management	Kpassa	1No. Done	1No. of training programmes held					1,000			DFD	DA
	7. Prepare and gazette the Annual Fee Fixing Resolution	Kpassa	1No. Done	1No. of Annual Fee fixing resolution prepared and submitted					8,000	2,000		DBA/ DFO	DA

Development Dimension: GOVERNANCE, CORRUPTION AND PUBLIC ACCOUNTABILITY													
MDA Programmes and Sub-programmes MANAGEMENT AND	Activities (Operations)	Location	Baseline	Output Indicators	Quarterly Time schedule				Indicative Budget			Implementing Agencies	
					1st	2nd	3rd	4th	GoG	IGF	Don	Lead	Coll ab

Development Dimension: GOVERNANCE, CORRUPTION AND PUBLIC ACCOUNTABILITY													
MDA Programmes and Sub-programmes	Activities (Operations)	Location	Baseline	Output Indicators	Quarterly Time schedule				Indicative Budget			Implementing Agencies	
					1st	2nd	3rd	4th	GoG	IGF	Don	Lead	Coll ab
MANAGEMENT AND ADMINISTRATION (CENTRAL ADMINISTRATION)	1. Hold regular 4No. General Assembly meetings quarterly	Kpassa	4No. Done	Assembly meetings held	→	→	→		40,000	10,000		DA	
	2. Hold 4No. Town Hall Meetings at Town/Area	District wide	4No. Done	Town hall meetings held	→	→	→		50,000	10,000		DA	

Development Dimension: GOVERNANCE, CORRUPTION AND PUBLIC ACCOUNTABILITY														
MDA Programmes and Sub-programmes	Activities (Operations)	Location	Baseline	Output Indicators	Quarterly Time schedule				Indicative Budget			Implementing Agencies	
					1st	2nd	3rd	4th	GoG	IGF	Don	Lead	Collab
	Council level												
	3. Construct District administrative office complex	Kpassa	0No. Done	Construction of District Office complex on-going					80,000	20,000		DA	
	4. Provide support to 3 Sub-District structures	District wide	1No. Done	Support provided to sub-District structures					5,000	2,000		DA	
	5. Organize inauguration of 15 Unit Committees	Kpassa	1No. Done	Inauguration of 15 Unit Committees held					20,000			DA	
	6. Organize 1No. capacity building workshop for Assembly members	Kpassa	1No. Done	Capacity building workshop held					40,000			DA	
	7. Organize 1No. 6th March and Senior Citizens Day Celebrations/ Anniversaries	Kpassa	1No. Done	6th March celebration held					20,000			DA	

Development Dimension: GOVERNANCE, CORRUPTION AND PUBLIC ACCOUNTABILITY														
MDA Programmes and Sub-programmes	Activities (Operations)	Location	Baseline	Output Indicators	Quarterly Time schedule				Indicative Budget			Implementing Agencies	
					1st	2nd	3rd	4th	GoG	IGF	Don	Lead	Collab
	8. Procurement of Motorbikes for Hon. Assembly Members	Kpassa	1No. Done	Motor bikes procured and delivered					132,000			DA	
	9. Support Volta Reg. Coord. Council and NALAG activities/ programmes	Kpassa	1No. Done	Assembly's support to VRCC and NALAG activities					20,000	1,000		DA	
	10. Maintain DA's assets (official vehicles, office equip't etc	Kpassa	1No. Done	DA's Assets maintained					10,000	2,000		DA	
	11. Hold 4 quarterly DPCU meetings and other statutory sub-committee meetings	Kpassa	4No. Done	Quarterly DPCU meetings and other statutory sub-committee meetings held					40,000	2,000		DA	
	12. Hold 4 quarterly LED Platform meetings	Kpassa	4No. Done	Quarterly LED meetings held					8,000	2,000		DA	

Development Dimension: GOVERNANCE, CORRUPTION AND PUBLIC ACCOUNTABILITY														
MDA Programmes and Sub-programmes	Activities (Operations)	Location	Baseline	Output Indicators	Quarterly Time schedule				Indicative Budget			Implementing Agencies	
					1st	2nd	3rd	4th	GoG	IGF	Don	Lead	Collab
	13. Prepare monitoring and evaluation plan	Kpassa	1No. Done	Monitoring and Evaluation Plan prepared and submitted			→		8,000	2,000		DA	
	14. Carry 4No. out monitoring and evaluation of projects/activities	Kpassa	1No. Done	Monitoring and evaluation of projects conducted	→	→	→	→	40,000	5,00		DA	
	15. Prepare and submit quarterly and annual progress reports	Kpassa	1No. Done	Quarterly and annual progress report prepared and submitted	→	→	→	→	10,000			DA	
	16. Rent/provide temporary accommodation for staff	Kpassa	1No. Done	Temporal accommodation provided for staff	→	→	→	→	30,000			DA	
	17. Prepare and submit 2022 Annual Action Plan	kpassa	1No. Done	Annual Action Plan prepared and submitted	→	→	→	→	40,000			DA	
	18. Prepare and submit 2022 procurement plan	Kpassa	1No. Done	2020 Procurement Plan prepared and submitted	→	→	→	→	6,000			DA	

Development Dimension: GOVERNANCE, CORRUPTION AND PUBLIC ACCOUNTABILITY														
MDA Programmes and Sub-programmes	Activities (Operations)	Location	Baseline	Output Indicators	Quarterly Time schedule				Indicative Budget			Implementing Agencies	
					1st	2nd	3rd	4th	GoG	IGF	Don	Lead	Collab
	19. Manage conflict and chieftaincy disputes to maintain peace	Kpassa	1No. Done	Conflict Resolution and chieftaincy dispute managed.					30,000			DA	
	20. Submit quarterly audit reports	Kpassa	1No. Done	Quarterly Audit Reports prepared and submitted					8,000			DA	
	21. Conduct quarterly monitoring and auditing	Kpassa	1No. Done	Quarterly monitoring and auditing conducted					2,000				
	22. Organization of 2-days training for staff on Records Keeping, Filling and Report and Minute writing	Kpassa	2No. Done	training for staff organized					27,862.00			HR	Consultant
	23. Procurement of 4-Printers and One laptop for the operationalization of the Sub-Districts Councils,	Kpassa, Damanko Tinjasi, EHU and Procurement	0No. Done	Printers and One laptop procured					17,997.00			HR	Supplier

Development Dimension: GOVERNANCE, CORRUPTION AND PUBLIC ACCOUNTABILITY													
MDA Programmes and Sub-programmes	Activities (Operations)	Location	Baseline	Output Indicators	Quarterly Time schedule				Indicative Budget			Implementing Agencies	
					1st	2nd	3rd	4th	GoG	IGF	Don	Lead	Collab
	Environmental health unit and Procurement Unit respectively												
	24. Submission of monthly HRMIS Report	Kpassa	1No. Done	Monthly HRMIS Report prepared and submitted	→	→	→	→	2,000			DA	
	25. Submission 4No, of HRMIS Quarterly and annual reports	Kpassa	1No. Done	4No, of HRMIS Quarterly and annual reports prepared and submitted	→	→	→	→	5,00				
	26. Prepare and Implement an Anti-Corruption Action Plan	Kpassa	1No. Done	Anti-Corruption Action Plan prepared and implemented	→	→	→	→	300,000	100,000		DA	
	27. Renovate 3No. Area Council Offices	District wide	1No. Done	3No. Area Council Offices renovated	→	→	→	→	60,000	20,000		DA	
	28. Procure furniture and Office supplies	Kpassa	1No. Done	Office furniture procured	→	→	→	→	40,000	10,000		DA	

Development Dimension: GOVERNANCE, CORRUPTION AND PUBLIC ACCOUNTABILITY														
MDA Programmes and Sub-programmes	Activities (Operations)	Location	Baseline	Output Indicators	Quarterly Time schedule				Indicative Budget			Implementing Agencies	
					1st	2nd	3rd	4th	GoG	IGF	Don	Lead	Collab
	29. Preparation of 2022 Composite Budget	Kpassa	1No. Done	2022 Composite Budget prepared and submitted	→	→	→	→	40,000	10,000		DA	
	30. Gazetting of Fee Fixing Resolutions 2023	Kpassa	1No. Done	2023 fee fixing Resolution Gazetted	→	→	→	→	40,000	10,000		DA	
	31. Payment of Utilities	Kpassa	1No. Done	Utility bills paid	→	→	→	→	40,000	10,000		DA	
	32. Training of Assembly Members on Modern Standing Orders/Programme Based Budgeting and Local Participation	Kpassa	1No. Done	Training of Assembly Members on Modern Standing Orders/Programme Based Budgeting and Local Participation held	→	→	→	→	40,000	10,000		DA	
	33. Support Traditional Council in organizing the Annual Yam Festival	Kpassa	1No. Done	1No. Annual Yam Festival supported	→	→	→	→	40,000	10,000		DA	

Development Dimension: GOVERNANCE, CORRUPTION AND PUBLIC ACCOUNTABILITY														
MDA Programmes and Sub-programmes	Activities (Operations)	Location	Baseline	Output Indicators	Quarterly Time schedule				Indicative Budget			Implementing Agencies	
					1st	2nd	3rd	4th	GoG	IGF	Don	Lead	Collab
	34. Support the Center for National Culture to organize cultural festival and display	Kpassa	1No. Done	Center for National Culture supported to organize cultural festival and display					40,000	10,000		DA	
	35. Prepare a workplace Environmental Safety Plan 2022	Kpassa	1No. Done	2020 workplace Environmental Safety Plan prepared and submitted					40,000	10,000		DA	
	36. Procure 3No. laptops	Kpassa	1No. Done	5No. laptops procred					40,000	10,000		DA	
	37.Workshop/seminar/training/meetings	Kpassa	1No. Done	Workshop/seminar/training/meetings held					40,000	10,000		DA	
	38. Allocation to Sub-district structures	Kpassa	0No. Done	Allocated					50,000			DA	

Table 5.2: 2023 ANNUAL ACTION PLAN (2023 AAP)

5.2.1: Economic Development

Development Dimension: ECONOMIC DEVELOPMENT													
MDA Programmes and Sub-programmes	**Activities (Operations)**	**Location**	**Baseline**	**Output Indicators**	**Quarterly Time schedule**				**Indicative Budget**			**Implementing Agencies**	
					1st	**2nd**	**3rd**	**4th**	**GoG**	**IGF**	**Don**	**Lead**	**Col.**
ECONOMIC DEVELOPMENT	1.Farmers Day Celebrations	District wide	1No. Done	20 Community Artisans trained				→	40,000.00			DA	DAD
(TRADE AND INDUSTRY)	2.Promotion of Local Economic Development (LED) Activities	Kpassa	3No. done	Support for SMEs provided	→	→	→	→	12,000			DPCU	DA
	3. Provision and Rehabilitation of streetlight in Selected communities	District Wide	4No. done	Streetlight functional	→	→	→	→	50,000			DPCU	DA
	4. Organize 2No. Business forum	Kpassa	1No. done	LED Activities undertaken	→	→	→	→	40,000			DPCU	FD
	5. Construction of 180m, 0.9 X 1.2 U Drain, Filling, levelling, Slopping and Compacting at Kpassa New Market	Kpassa	1No. Done	Eliminate flooding at the Kpassa New Market	→	→	→	→	217,669.00			DPCU	DWD

Development Dimension: ECONOMIC DEVELOPMENT													
MDA **Programmes and Sub-programmes**	**Activities (Operations)**	**Location**	**Baseline**	**Output Indicators**	**Quarterly Time schedule**				**Indicative Budget**			**Implementing Agencies**	
					1st	**2nd**	**3rd**	**4th**	**GoG**	**IGF**	**Don**	**Lead**	**Col.**
	6. Construction of 1No. 4unit Bathroom with 5,000 litres Capacity Poly Tank and soak away system at Kpassa New Market	Kpassa	0No. Done	Facility constructed and in operation					62,221.00			DPCU	DWD
	7. Construction of 2No 40unit Market Sheds at Kpassa New Market for Cocoa-Ase traders	Kpassa	0No. Done	Shed constructed and in use					295,000.00			DPCU	DWD
	8. Grading, Filling and levelling of Timber Market in Kpassa	Kpassa	0No. Done	Market graded					50,000			DPCU	DWD
	9. Grading, Filling and Levelling of Damanko New Market	Damanko	0No. Done	Market graded					50,000			DPCU	DWD
	10. Creation Of Access Roads At Kpassa New Market	Kpassa	0No. Done	Access road created					154,000			DPCU	DWD

Development Dimension: ECONOMIC DEVELOPMENT														
MDA Programmes and Sub-programmes	**Activities (Operations)**	**Location**	**Baseline**	**Output Indicators**	**Quarterly Time schedule**				**Indicative Budget**			**Implementing Agencies**	
					1st	**2nd**	**3rd**	**4th**	**GoG**	**IGF**	**Don**	**Lead**	**Col.**
	11. Construction Of 4No Cereal Storage Facility At Kpassa New Market	Kpassa	0No. Done	Facility constructed	→	→	→	→	154,000			DPCU	DWD
	12. Identification, development and operationalization of potential tourism site in the District to boost revenue	District Wide	1No. Done	Tourist in operation	→	→	→	→	40,000			DPCU	DWD
	13. Liaise with networks operators to increase the broadband, bandwidth and speed of connections in the District	District Wide	0No. Done	Network coverage increase by 10%	→	→	→	→	20,000			DPCU	DWD

Development Dimension: ECONOMIC DEVELOPMENT														
MDA Programmes and Sub-programmes	Activities (Operations)	Location	Baseline	Output Indicators	Quarterly Time schedule				Indicative Budget			Implementing Agencies	
					1st	2nd	3rd	4th	GoG	IGF	Don.	Lead	Col.

Development Dimension: ECONOMIC DEVELOPMENT													
MDA Programmes and Sub-programmes	Activities (Operations)	Location	Baseline	Output Indicators	Quarterly Time schedule				Indicative Budget			Implementing Agencies	
					1st	2nd	3rd	4th	GoG	IGF	Don.	Lead	Col.
ECONOMIC DEVELOPMENT (DISTRICT DEPARTMENT OF AGRICULTURE)	1.Conduct 5,000 farm and home visit by 8 AEAs	District Wide	1234 no. done	No. of farm and home visits	→	→	→	→	2000			DADU	DA
	2. Train 25 FBOs in group formation and dynamics	District Wide	5 no. done	Training Held	→	→	→	→	2000			DADU	DA
	3. Field supervision, planning and co-ordination by DDA	District Wide	124no. done	Field Supervision, Planning and coordination done	→	→	→	→	1500			DADU	DA
	4. Identify and register farmers in the district (Development of farmers' register	District Wide	4no. done	Farmer registration done	→	→	→	→	1200			DADU	DA
	5. Maintain and repair one official vehicle	District Wide	2no. done	Vehicle maintained	→	→	→	→	2000			DADU	DA
	6. Organized Training on improved housing for animals organized for livestock	District Wide	0 no. done	Training on livestock done	→	→	→	→	2050			DADU	DA

Development Dimension: ECONOMIC DEVELOPMENT													
MDA Programmes and Sub-programmes	Activities (Operations)	Location	Baseline	Output Indicators	Quarterly Time schedule				Indicative Budget			Implementing Agencies	
					1st	2nd	3rd	4th	GoG	IGF	Don.	Lead	Col.
	farmers												
	7. Vaccinate 10,000, animals against PPR, Newcastle, CBPP, Rabbis	District Wide	1no. done	Vaccination of animals done	→	→	→	→	15,000			DADU	DA
	8. Facilitate the dissemination and adoption of SLM at the farm level	District Wide	1no. done	Facilitation of SLM adoption done	→	→	→	→	14,000			DADU	DA
	9. Organize training in maize and rice production technologies technical staff	District Wide	0 no. done	Maize and rice production training held	→	→	→	→	15,000			DADU	DA
	10. Procurement and Supply of subsidized fertilizers under planting for Food an Jobs programme (NPK AND UREA)	District Wide	0 no. done	Fertilizers procured and supplied	→	→	→	→	10,000			DADU	DA

Development Dimension: ECONOMIC DEVELOPMENT													
MDA Programmes and Sub-programmes	Activities (Operations)	Location	Baseline	Output Indicators	Quarterly Time schedule				Indicative Budget			Implementing Agencies	
					1st	2nd	3rd	4th	GoG	IGF	Don.	Lead	Col.
	11. Monitoring, evaluation and reporting of implementation of the Planting for food and jobs	District Wide	758 no. done	12No. Monitoring conducted	→	→	→	→	20,000			DADU	DA
	12. Procurement Supply of improved seeds and seedlings to farmers under planting for Food an Jobs programme	District Wide	800 no. done	Improved seeds and seedlings procured and supplied	→	→	→	→	200,000			DADU	DA
	13. Support farmers to cultivate selected crops for domestic and industrial purposes.	District Wide	6no. done	Farmers supported	→	→	→	→	20,000			DPCU	DADU
	14. Establish 3 demonstrations on 12 steps in maize production with beneficiary farmers	District Wide	0no. done	3No. demonstrations on 12 steps in maize production with beneficiary					200,000			DA	DADU

Development Dimension: ECONOMIC DEVELOPMENT													
MDA Programmes and Sub-programmes	Activities (Operations)	Location	Baseline	Output Indicators	Quarterly Time schedule				Indicative Budget			Implementing Agencies	
					1st	2nd	3rd	4th	GoG	IGF	Don.	Lead	Col.
				farmersEstablished									
	15. Take inventory of existing small to medium scale irrigation schemes	District Wide	0no. done	Data collected and collated							800	DADU	MAG
	16. Train and supervise 2 seed growers to produce certified rice seed	District Wide	0no. done	Seed growers trained							800	DADU	MAG
	17. Support 50 number of farmers to cultivate rice for domestic and industrial purposes	District Wide	0no. done	Farmers supported							2,000	DADU	MAG
	18. Embark on pest and disease surveillance in rice growing communities in the 9 operational areas	District Wide	0no. done	Surveillance conducted							8,000	DADU	MAG

Development Dimension: ECONOMIC DEVELOPMENT													
MDA Programmes and Sub-programmes	Activities (Operations)	Location	Baseline	Output Indicators	Quarterly Time schedule				Indicative Budget			Implementing Agencies	
					1st	2nd	3rd	4th	GoG	IGF	Don.	Lead	Col.
	19. Train and supervise activities of 9 technical staff on listing of farmers, crop cutting and yield studies on rice	District Wide	0no. done	Training and supervision done							4,000	DADU	MAG
	20. Organize 4No sensitization programs on occupational safety, health and environmental issues.	District Wide	0no. done	Training conducted							8,000	DADU	MAG
	21. Organize 4No climate smart agricultural practices.	District Wide	0no. done	Training conducted							4,000	DADU	MAG
	22. Organize 1No district planning session.	District Wide	0no. done	Planning session done							1,000	DADU	MAG

Development Dimension: ECONOMIC DEVELOPMENT													
MDA Programmes and Sub-programmes	Activities (Operations)	Location	Baseline	Output Indicators	Quarterly Time schedule				Indicative Budget			Implementing Agencies	
					1st	2nd	3rd	4th	GoG	IGF	Don.	Lead	Col.
	23. Organize 4No Dissemination on the Use of neem leaves in preserving grains (maize and cowpea).	District Wide	0no. done	Dissemination done							4,000	DADU	MAG
	24. Organize 4No Dissemination on the Chemical control of the weed called (locally) five-thousand at 2-4 leaf stage of growth.	District Wide	0no. done	Dissemination done							4,000	DADU	MAG
	25. Organize 4No Dissemination on the Early harvesting of rice to reduce breaking during milling	District Wide	0no. done	Dissemination done							4,000	DADU	MAG
	26. Organize 5No engagement on	District Wide	0no. done	Farmers needs assessment conducted							5,000	DADU	MAG

Development Dimension: ECONOMIC DEVELOPMENT													
MDA Programmes and Sub-programmes	Activities (Operations)	Location	Baseline	Output Indicators	Quarterly Time schedule				Indicative Budget			Implementing Agencies	
					1st	2nd	3rd	4th	GoG	IGF	Don.	Lead	Col.
	farmer constraints/problems identified for research												
	27. Organize 4No. dissemination of improved technologies to farmers	District Wide	0no. done	Dissemination done	→	→	→	→			4,000	DADU	MAG
	28. Organize 1No. Training on Improved technology adopted on Row planting,	District Wide	0no. done	Training programme organized	→	→	→	→			280	DADU	MAG
	29. Training on Fall Armyworm management,	District Wide	0no. done	Training programme organized	→	→	→	→			600	DADU	MAG
	30. Facilitate and supervise the establishment of 5 ac woodlot per Processor Based Organization per operational area	District Wide	0no. done	Facilitation done	→	→	→	→			1,000	DADU	MAG

Development Dimension: ECONOMIC DEVELOPMENT													
MDA Programmes and Sub-programmes	Activities (Operations)	Location	Baseline	Output Indicators	Quarterly Time schedule				Indicative Budget			Implementing Agencies	
					1st	2nd	3rd	4th	GoG	IGF	Don.	Lead	Col.
	31. Improved technology adopted on Planting of improved varieties	District Wide	0no. done	Training programme organized							600	DADU	MAG
	32. Improved technology adopted on Timely application of fertilizers	District Wide	0no. done	Training programme organized							1,500	DADU	MAG
	33. Facilitate the formation of 1 cassava value chain platform in the District	District Wide	0no. done	Use of Solar Dryers for drying cassava peels demonstrated							600	DADU	MAG
	34. Supervise 9 technical staff to collect data on cassava production in all enumeration areas by 2 DAOs	District Wide	0no. done	Data on cassava collected and collated							1,000	DADU	MAG
	35. Planting For Export And Rural Development	District Wide	0no. done	Facilitation done							4,000	DADU	MAG

Development Dimension: ECONOMIC DEVELOPMENT													
MDA Programmes and Sub-programmes	Activities (Operations)	Location	Baseline	Output Indicators	Quarterly Time schedule				Indicative Budget			Implementing Agencies	
					1st	2nd	3rd	4th	GoG	IGF	Don.	Lead	Col.
	50,000 cashew seedlings for distribution (712 acres)												
	36. Train 9 AEAs and 3 DAOs in the use of affordable local housing units for livestock rural poultry farmers in each operational area	District Wide	0no. done	Training programme organized	→	→	→	→			4,000	DADU	MAG
	37. Train 9 extension and 1 veterinary technical staff and 50 livestock farmers in the prevention of scheduled livestock and rural poultry diseases	District Wide	0no. done	Training done.	→	→	→	→			5,000	DADU	MAG
	38. Train 9 extension and 1 veterinary technical staff	District Wide	0no. done	Training done.	→	→	→	→			4,000	DADU	MAG

Development Dimension: ECONOMIC DEVELOPMENT													
MDA Programmes and Sub-programmes	Activities (Operations)	Location	Baseline	Output Indicators	Quarterly Time schedule				Indicative Budget			Implementing Agencies	
					1st	2nd	3rd	4th	GoG	IGF	Don.	Lead	Col.
	and fifty livestock farmers in the preparation of agro by-products (cassava peels ,groundnuts leaves, rice husk and bran, orange pulp, etc.) to feed animals												
	39. Facilitate poultry farmer's access to vaccines, drugs and feed in the district	District Wide	0no. done	Facilitation done	→	→	→				400	DADU	MAG
	40. Nursing and Distribution of 100,000 Cashew and Mango seedlings	Wuni	0no. done	Nursing and Distribution done	→	→	→				100, 000	DADU	GPSNP
	41. Maintenance of 40 Acre Cashew Plantations	Damanko Mama Akura Abuyanya	0no. done	Cashew Plantations established	→	→	→				400, 000	DADU	GPSNP

Development Dimension: ECONOMIC DEVELOPMENT													
MDA Programmes and Sub-programmes	Activities (Operations)	Location	Baseline	Output Indicators	Quarterly Time schedule				Indicative Budget			Implementing Agencies	
					1st	2nd	3rd	4th	GoG	IGF	Don.	Lead	Col.
	42. Support Sangroma Tree Plantations Programme	Sibi, Damanko and Pibilla	0no. done	Woodlot Plantations established							40,000	Sagroma	DADU
	43. Maintenance of the district Mango and Cashew Plantations	Abuyanya and Wuni	1No. Done	Sensitization programme organized					20,000			DADU	DA

5.2.2: Social Development

Development Dimension: SOCIAL DEVELOPMENT													
MDA Programmes and Sub-programmes	Activities (Operations)	Location	Baseline	Output Indicators	Quarterly Time schedule				Indicative Budget			Implementing Agencies	
					1st	2nd	3rd	4th	GoG	IGF	Don	Lead	Col.
SOCIAL SERVICES DELIVERY (EDUCATION DEPT.)	1.Support to STMIE programme for sixty (60) pupils	District wide	1No. Done	Support to STMIE done					18,000			DED	DA
	2. Organize 1No. district wide INSET program	District wide	1No. Done	District INSET Program organised					10,000			DED	DA

Development Dimension: SOCIAL DEVELOPMENT													
MDA Programmes and Sub-programmes	Activities (Operations)	Location	Baseline	Output Indicators	Quarterly Time schedule				Indicative Budget			Implementing Agencies	
					1st	2nd	3rd	4th	GoG	IGF	Don	Lead	Col.
	3. Undertake 4No. Periodic monitoring and supervision in all basic schools.	District wide	4No. Done	Periodic monitoring done					2,500			DED	DA
	4. Conduct 3No. district wide common exams for basic schools	District wide	1No. Done	District wide common entrance exam held					20,000			DED	DA
	5. Support organization of annual quiz competition	District wide	1No. Done	Quiz competition organized					20,000			DED	DA
	6. Conduct orientation for 100 newly trained teachers	District wide	1No. Done	Orientation held					40,000			DED	DA
	7. Organized 1No. training on effective classroom Management for teachers	District wide	1No. Done	Support for training of 100 teachers done					2,000			DED	DA
	8. My First Day At School.	District wide	1No. Done	Programme organized					8,000			DED	DA

Development Dimension: SOCIAL DEVELOPMENT													
MDA Programmes and Sub-programmes	Activities (Operations)	Location	Baseline	Output Indicators	Quarterly Time schedule				Indicative Budget			Implementing Agencies	
					1st	2nd	3rd	4th	GoG	IGF	Don	Lead	Col.
	9. A 2 day ADEOP WORKSHOP	District wide	1No. Done	Programme organized					3,000			DED	DA
	10. Organize 1No. Sensitization of Moslem women on girl Child Education	District wide	1No. Done	Programme organized					130,000			DED	DA
	11. Procure and distribute (600) tables and chairs to selected basic schools (dual desk)	District wide	1No. Done	Programme organized					130,000			DED	DA
	12. Procurement and supply of Teaching and Learning materials	District wide	1No. Done	Programme organized					130,000			DED	DA
	13. Hold stakeholder engagement with mission and private schools, CBOs in the education sector in the district	District wide	1No. Done	Programme organized					130,000			DED	DA

Development Dimension: SOCIAL DEVELOPMENT													
MDA Programmes and Sub-programmes	Activities (Operations)	Location	Baseline	Output Indicators	Quarterly Time schedule				Indicative Budget			Implementing Agencies	
					1st	2nd	3rd	4th	GoG	IGF	Don	Lead	Col.
	14. Conduct in-service training and capacity workshops for 50 teachers	District wide	1No. Done	Programme organized					130,000			DED	DA
	15. Construction of 1No. Education Office complex At Kpassa	Kpassa	0No. Done	Facility constructed and in use					1,300,000			DED	DA
	16. Completion of 1no. 3unit Classroom Block With Store And Office At Najingon	Najingon	0No. Done	Facility constructed and in use					130,000			DED	DA
	17. Construction of 3-Unit classroom Block, Office and Store at Gborsike	Gborsike	0No. Done	Facility constructed and in use					50,000			DED	DA
	18. Completion Of 1No. 3unit Classroom Block With Office And Store And 3seater Kvip Latrine At Sibi	Sibi Central	0No. Done	Facility constructed and in use					100,000			DED	DA

Development Dimension: SOCIAL DEVELOPMENT													
MDA Programmes and Sub-programmes	Activities (Operations)	Location	Baseline	Output Indicators	Quarterly Time schedule				Indicative Budget			Implementing Agencies	
					1st	2nd	3rd	4th	GoG	IGF	Don	Lead	Col.
	Central												
	19. Completion Of 1No. 3unit Classroom Block With Office And Store And 4seater Kvip Latrine At Gbango Akura	Gbango Akura	0No. Done	Facility constructed and in use					100,000			DED	DA
	20. Construction of 6-Unit Classroom Block with Ancillary Facilities at Nabu	Nabu	0No. Done	Facility constructed and in use					50,000			DED	DA
	21. Construction of 1No. 6-unit classroom block at	Kofi Akura	1No. Done	Facility constructed and in use								DED	DA
	22. Construction of Teachers Quarter at Nabu	Nabu	1No. Done	Facility constructed					5,000			DED	DA
	23. Renovation of 4No 3-Unit Classroom Block, Office and Store	District Wide	3No. Done	Damages restored and facilities in use					180,127.00			DED	DA

Development Dimension: SOCIAL DEVELOPMENT													
MDA Programmes and Sub-programmes	Activities (Operations)	Location	Baseline	Output Indicators	Quarterly Time schedule				Indicative Budget			Implementing Agencies	
					1st	2nd	3rd	4th	GoG	IGF	Don	Lead	Col.
	District Wide												
	24. Renovation of 3No 6-Unit Classroom Block, Office and Store District Wide	District Wide	1No. Done	Damages restored and facilities in use	→	→	→	→	90,127.00			DED	DA
	25. Procurement and Supply of 200 Mono Desk for JHS in the District	District Wide	4No. Done	Mono Desk procured and distributed	→	→	→	→	82,127.00			DED	DA
	26. Procurement and Supply of 80 Round Table and 320 Chairs for KGs	District Wide	4No. Done	Round Table procured and distributed	→	→	→	→	82,127.00			DED	DA

Development Dimension: SOCIAL DEVELOPMENT													
MDA Programmes and Sub-programmes	Activities (Operations)	Location	Baseline	Output Indicators	Quarterly Time schedule				Indicative Budget			Implementing Agencies	
					1st	2nd	3rd	4th	GoG	IGF	Don	Lead	Collab
SOCIAL SERVICES DELIVERY	1.Procure logistics and equipment for	District wide	1No. Done	Logistics and equipment procured	→	→	→	→	10,000			DHD	DA

Development Dimension: SOCIAL DEVELOPMENT													
MDA Programmes and Sub-programmes	Activities (Operations)	Location	Baseline	Output Indicators	Quarterly Time schedule				Indicative Budget			Implementing Agencies	
					1st	2nd	3rd	4th	GoG	IGF	Don	Lead	Coll ab
(DISTRICT HEALTH DIRECTORATE)	the new CHPS compound												
	2. Embark on Bi-quarterly malnutrition Campaign	District wide	1No. Done	Bi-quarterly malnutrition campaign held					2,500			DHD	DA
	3. Health education in schools and health facilities on the causes, effects and prevention of malaria.	District wide	1No. Done	Bi-quarterly malnutrition campaign held					20,500			DHD	DA
	4. Health education on the importance of using the Long lasting insecticide Net(LLIN) and Continues distribution of LLIN to pregnant women and children	District wide	1No. Done	World Malaria day held					20,000			DHD	DA
	5. Surveillance for risk detection	District wide	0No. Done	Surveillance conducted					50,000			DHD	DA

Development Dimension: SOCIAL DEVELOPMENT														
MDA Programmes and Sub-programmes	Activities (Operations)	Location	Baseline	Output Indicators	Quarterly Time schedule				Indicative Budget			Implementing Agencies	
					1st	2nd	3rd	4th	GoG	IGF	Don	Lead	Collab
	6. Risk communication and social distancing	District wide	1No. Done	Risk communicated					2,500			DHD	DA
	7. Conduct 4No. quarterly HIV review meetings	District wide	1No. Done	Quarterly facility monitoring done					1,500			DHD	DA
	8. Organize 4No. Quarterly monitoring of PMTCT Centre	Kpassa	1No. Done	Land titles prepared					5,000			DHD	DA
	9. Organize World AIDS day	Kpassa	1No. Done	Quarterly HIV review meetings held					2,000			DHD	DA
	10. Support Persons Living with HIV/AIDS	District wide	1No. Done	Quarterly monitoring done					2,500			DHD	DA
	11. Preparation and submission of quarterly HIV/AIDS activities reports	District wide	1No. Done	Sensitisation Workshop held					6,000			DHD	DA
	12. Establishment of Quarantine centre for	Kpassa	1No. Done	Quarantine centre Established					20,000			DHD	DA

Development Dimension: SOCIAL DEVELOPMENT													
MDA Programmes and Sub-programmes	Activities (Operations)	Location	Baseline	Output Indicators	Quarterly Time schedule				Indicative Budget			Implementing Agencies	
					1st	2nd	3rd	4th	GoG	IGF	Don	Lead	Collab
	COVID-19 case management												
	13. Procurement Hand Washing Facilities(Veronica Bucket, Hand Sanitizers and Others)	District wide	1No. Done	Hand Washing Facilities Procured	→	→	→	→	40,000			DHD	DA
	14. Procurement of PPEs(Nose Marks, Gun Thermometer and Others)	District wide	1No. Done	PPEs Procured	→	→	→	→	6,000			DHD	DA
	15. Support to COVID-19 Rapid Response Team	District wide	1No. Done	Rapid Response Team Supported					16,000			DHD	DA
	16. Carry out Disinfection and Burial	District wide	1No. Done	Disinfection and Burial Carried out	→	→	→	→	20,000			DHD	DA
	17. Undertake Surveillance on communicable disease	District wide	1No. Done	Surveillance on communicable disease undertaken	→	→	→	→	6,000			DHD	DA
	18. Supply of logistics for EPI and NID	District wide	1No. Done	Logistics for EPI and NID activities	→	→	→	→	10,000			DHD	DA

Development Dimension: SOCIAL DEVELOPMENT													
MDA Programmes and Sub-programmes	Activities (Operations)	Location	Baseline	Output Indicators	Quarterly Time schedule				Indicative Budget			Implementing Agencies	
					1st	2nd	3rd	4th	GoG	IGF	Don	Lead	Collab
	activities			Supplied									
	19. Organize Training of Community Health Management Committee Members	District wide	1No. Done	Community training organized					6,000			DHD	DA
	20. Furnishing of all consulting rooms in the various health centers with TB screening tools and sputum containers	District wide	1No. Done	Facilities furnished					6,000			DHD	DA
	21. Organize TB/HIV education in schools, churches and communities	District wide	1No. Done	Programme organized					12,000			DHD	DA
	22. Regular active case search for all diseases of public health	District wide	1No. Done	Activities carried out					15,000			DHD	DA

Development Dimension: SOCIAL DEVELOPMENT													
MDA Programmes and Sub-programmes	Activities (Operations)	Location	Baseline	Output Indicators	Quarterly Time schedule				Indicative Budget			Implementing Agencies	
					1st	2nd	3rd	4th	GoG	IGF	Don	Lead	Collab
	importance in all identified prayer camps and shrines where patients are admitted												
	23. Health education and counseling on Family planning motivation	District wide	1No. Done	Education held	→	→	→	→	16,000			DHD	DA
	24. Construction of Maternity home with Mechanized Borehole at Sibi Central	Sibi Central	1No. Done	Facility completed and in use	→	→	→	→	30,000			DHD	DA
	25. Construction of CHPS Compound at Azua	Azua	1No. Done	Facility completed and in use	→	→	→	→	50,000			DHD	DA
	26. Construction of CHPS Compound at Obuja	Obuja	1No. Done	Facility completed and in use	→	→	→	→	100,000			DHD	DA
	27. Construction of CHPS	Abunyanya	1No. Done	Facility completed and				→	150,000			DHD	DA

Development Dimension: SOCIAL DEVELOPMENT													
MDA Programmes and Sub-programmes	Activities (Operations)	Location	Baseline	Output Indicators	Quarterly Time schedule				Indicative Budget			Implementing Agencies	
					1st	2nd	3rd	4th	GoG	IGF	Don	Lead	Collab
	Compound at Abunyanya			in use									

Development Dimension: SOCIAL DEVELOPMENT													
MDA Programmes and Sub-programmes	Activities (Operations)	Location	Baseline	Output Indicators	Quarterly Time schedule				Indicative Budget			Implementing Agencies	
					1st	2nd	3rd	4th	GoG	IGF	Don	Lead	Collab
SOCIAL SERVICES DELIVERY (EHU)	1.Acquisition and documentation of final disposal sites for liquid and solid wastes	District wide	0No. Done	Site documentation available					40,000			EHU	DA
	2. Organise 1No. Medical screening of 1000 food/drink vendors	District wide	4No. Done	Programme organized					1,000			EHU	DA
	3. House to house inspection of 500 households	District wide	4No. Done	House to House inspection done					5,000			EHU	DA
	4. Conduct 4No. quarterly	District wide	4No. Done	Monitoring of CLTS activities					2,500			EHU	DA

Development Dimension: SOCIAL DEVELOPMENT													
MDA Programmes and Sub-programmes	Activities (Operations)	Location	Baseline	Output Indicators	Quarterly Time schedule				Indicative Budget			Implementing Agencies	
					1st	2nd	3rd	4th	GoG	IGF	Don	Lead	Collab
	Monitoring of CLTS activities			carried out									
	5. Undertake School hygiene education	District wide	20No. Done	School hygiene education on-going					2,500			EHU	DA
	6. Carry out Hospitality industries inspection	District wide	16No. Done	Inspection carried out					2,500			EHU	DA
	7. Carry out daily Meat hygiene inspection	District wide	Daily Meat hygiene inspection Done	Meat hygiene inspection carried out					10,500			EHU	DA
	8. Prosecution of sanitary offenders	District wide	7No. Done	Sanitary offenders prosecuted					20,500			EHU	DA
	9. Undertake daily Market inspection	Kpassa	1No. Done	Markets inspected					1,500			EHU	DA
	10. Organise 4No. District staff meetings.	Kpassa	4No. Done	District staff meetings held					5,000			EHU	DA
	11. Procurement of sanitary tools	District wide	1No. Done	Sanitary tools procured					20,000			EHU	DA

Development Dimension: SOCIAL DEVELOPMENT													
MDA Programmes and Sub-programmes	Activities (Operations)	Location	Baseline	Output Indicators	Quarterly Time schedule				Indicative Budget			Implementing Agencies	
					1st	2nd	3rd	4th	GoG	IGF	Don	Lead	Collab
	12. Collection and disposal of wastes	District wide	Collection Done on weekly basis	Wastes collected and disposed					150,000			EHU	DA
	13. Organize 1No. workshops for environmental health staff	Kpassa	1No. Done	Workshop organised					5,000			EHU	DA
	14. Organize workshops for food/drink handlers	District wide	1No. Done	Workshop organised					10,000			EHU	DA
	15. Organize clean-up exercise	District wide	4No. Done	Clean up exercise organised					8,500			EHU	DA
	16. Carry out regular public education on solid and liquid waste disposal	District wide	1No. Done	Liquid waste management on-going					150,000			EHU	DA
	17. Construction Of 1no. 12 seater Water Closet Toilet At Damanko Market	Damanko	1No. Done	Facility constructed and in use					150,000			EHU	DA

Development Dimension: SOCIAL DEVELOPMENT														
MDA Programmes and Sub-programmes	Activities (Operations)	Location	Baseline	Output Indicators	Quarterly Time schedule				Indicative Budget			Implementing Agencies	
					1st	2nd	3rd	4th	GoG	IGF	Don	Lead	Collab
	18. Repair Of 30No Borehole	District wide	30No. Done	Facilities renovated and in use					80,500.00			DA	EHU
	19. Repair of 4no Boreholes at Nabu And Abunyanya	Nabu And Abunyanya	0No. Done	Facility renovated and in use					7,405.00			DA	EHU
	20. Fumigation	District Wide	1No. Done	Fumigation carried out					200,000			EHU	DA
	21. Sanitation Package	District Wide	1No. Done	Package released					150,000			EHU	DA
	22. Embark on arrest and impounding of stray animals	District Wide	1No. Done	Public pound in place					10,000			EHU	DA
	23. Dislodgement of Public Toilet	District Wide	1No. Done	Dislodgement carried out					80,000			EHU	DA
	24. Renovation of 1No. Meat shop	District Wide	1No. Done	Meat shop in operation					150,000			EHU	DA

Development Dimension: SOCIAL DEVELOPMENT

MDA Programmes and Sub-programmes	Activities (Operations)	Location	Baseline	Output Indicators	Quarterly Time schedule				Indicative Budget			Implementing Agencies	
					1st	2nd	3rd	4th	GoG	IGF	Don	Lead	Collab
SOCIAL SERVICES DELIVERY (SWCD/GFD)	1. Facilitate Payment to school feeding caterers	District wide	12No. Done	School feeding caterers paid					2,400			GSPD	DA
	2. Organize 12No. Monitoring and reporting on school feeding programme	District wide	1No. Done	Monitoring conducted					10,000			GSPD	DA
	3. Support 20 needy but brilliant students living with disability	District wide	17No. Done	Needy but brilliant students living with disability supported					80,000			DSW/CD	DPCU
	4. Sensitization on LEAP expansion and registration of beneficiaries on E-Zwich	District wide	1No. Done	Programme organized					12,500			DSW/CD	GPS GH
	5. Develop Internal Staff Recruitment and Appointments Policy that will ensure that 60% of all Employed Staff /Appointments in the Assembly are Female	District wide	1No. Done	Recruitment policy unbiased to women					1,000			SWCD	DA
	5. Undertake Annual Public Sensitization	District wide	1No. Done	Improve women involvement in					20,000			SWCD	DA

Development Dimension: SOCIAL DEVELOPMENT													
MDA Programmes and Sub-programmes	Activities (Operations)	Location	Baseline	Output Indicators	Quarterly Time schedule				Indicative Budget			Implementing Agencies	
					1st	2nd	3rd	4th	GoG	IGF	Don	Lead	Collab
	program to Educate women and support them to actively participate and political activities and to take leadership roles in the communities and in politics			political activities									
	6. Train Heads of Departments and Units on Gender Responsive Planning and Budgeting	District wide	1No. Done	Improve gender sensitivity in plan preparation among heads of department					20,000			SWCD	DA
	7. Conduct a survey to identify the volume of household choirs assigned to boys and girls and their implications for educational attainment and economic and social development and implement the recommendations	District wide	1No. Done	Records of household choirs assigned to boys and girls available					30,000			SWCD	DA

Development Dimension: SOCIAL DEVELOPMENT													
MDA Programmes and Sub-programmes	Activities (Operations)	Location	Baseline	Output Indicators	Quarterly Time schedule				Indicative Budget			Implementing Agencies	
					1st	2nd	3rd	4th	GoG	IGF	Don	Lead	Collab
	8. Coordinate the disbursement of poverty alleviation funds to ensure that 30% of the amount are received by women for enterprise development	District wide	1No. Done	30% of funds disbursed goes to women					2,000			SWCD	DA
	9. Identify successful female leaders and organise annual forums for them to interact with young girls both in and out of school annually to learn their techniques of attaining their status	District wide	1No. Done	Programme organized					12,500			SWCD	DA
	10. Organize sensitization programs for women artisans, farmers and other tradesmen on how to form and maintain	District wide	1No. Done	Women trained on employable skills					20,000			SWCD	DA

Development Dimension: SOCIAL DEVELOPMENT													
MDA Programmes and Sub-programmes	Activities (Operations)	Location	Baseline	Output Indicators	Quarterly Time schedule				Indicative Budget			Implementing Agencies	
					1st	2nd	3rd	4th	GoG	IGF	Don	Lead	Collab
	associations												
	11. Organize training programme for Heads of Departments and Units on how to mainstream Child Protection Interventions into their Action Plans and how to Monitor and Evaluate the Outcomes of these Interventions	District wide	1No. Done	Training organized					20,000			SWCD	DA
	12. Provide the required logistics and technical support to facilitate the training of caregiver	District wide	1No. Done	Improve capacity of caregiver					30,000			SWCD	DA
	13. Conduct home visits and organize Neighborhood Awareness campaigns to sensitize families	District wide	1No. Done	Programme organized					20,000			SWCD	DA

Development Dimension: SOCIAL DEVELOPMENT													
MDA Programmes and Sub-programmes	Activities (Operations)	Location	Baseline	Output Indicators	Quarterly Time schedule				Indicative Budget			Implementing Agencies	
					1st	2nd	3rd	4th	GoG	IGF	Don	Lead	Collab
	about child protection and associated rules governing child protection												
	14. Provide Administrative Directives, Logistics and Financial support to facilitate the inclusion of boys and girls with special needs in the normal schooling system	District wide	1No. Done	Support provided					40,000			SWCD	DA
	15. Provide funds to support the procurement and facilitate the distribution of Educational Materials meant for the effective education of the orphans, vulnerable children and children with special needs	District wide	1No. Done	Support provided					40,000			SWCD	DA

Development Dimension: SOCIAL DEVELOPMENT														
MDA Programmes and Sub-programmes	Activities (Operations)	Location	Baseline	Output Indicators	Quarterly Time schedule				Indicative Budget			Implementing Agencies	
					1st	2nd	3rd	4th	GoG	IGF	Don	Lead	Collab
	16. Provide the required logistics and secretarial services for the implementation of the District Integrated social services programme for children, families and vulnerable adults	District wide	1No. Done	Support provided					20,000			SWCD	DA
	17. Establish and Procure the needed logistics and funds for the effective functioning of Child Panel and family courts including all related issues	District wide	1No. Done	Panel established					32,000			SWCD	DA
	18. Provide the needed logistics for the monitoring of child labour and child abuse cases and facilitate the successful prosecution of	District wide	1No. Done	Monitoring conducted					20,000			SWCD	DA

Development Dimension: SOCIAL DEVELOPMENT													
MDA Programmes and Sub-programmes	Activities (Operations)	Location	Baseline	Output Indicators	Quarterly Time schedule				Indicative Budget			Implementing Agencies	
					1st	2nd	3rd	4th	GoG	IGF	Don	Lead	Collab
	offenders												
	19. Facilitate resolution of cases of child right abuse and management	District wide	1No. Done	Cases of child right abuse addressed		→			20,000			DSW/CD	NCCE Media DA TA
	20. Organise monthly radio programmes to educate the public and create their awareness against stigma, abuse, discrimination, and harassment of the vulnerable	District wide	1No. Done	Programme organized	→	→	→	→	12,000			SWCD	DA
	21. Sponsor the periodic meetings of the Disability Fund Management Committee to disburse the 3% DACF allocation to the PWDs	District wide	1No. Done	Support provided	→	→	→	→	25,000			SWCD	DA

Development Dimension: SOCIAL DEVELOPMENT													
MDA Programmes and Sub-programmes	Activities (Operations)	Location	Baseline	Output Indicators	Quarterly Time schedule				Indicative Budget			Implementing Agencies	
					1st	2nd	3rd	4th	GoG	IGF	Don	Lead	Collab
	22. Conduct a census of the PWDs in the District	District wide	1No. Done	Disability register available					50,000			SWCD	DA
	23. Train PWDs who are out of School in ICT, Artisanal Skills and other employable areas in order for them to contribute to National Development	District wide	1No. Done	PWDs trained					20,000			SWCD	DA
	24. Provide funds to support interested PWDs stand for elections and facilitate the appointment of PWDs to the General Assembly as Government Appointee	District wide	1No. Done	Support provided					30,000			SWCD	DA
	25. Organize capacity building programmes for PWDs on	District wide	1No. Done	Programme organized					20,000			SWCD	DA

Development Dimension: SOCIAL DEVELOPMENT													
MDA Programmes and Sub-programmes	Activities (Operations)	Location	Baseline	Output Indicators	Quarterly Time schedule				Indicative Budget			Implementing Agencies	
					1st	2nd	3rd	4th	GoG	IGF	Don	Lead	Collab
	governance and democracy												
	26. Support PWDs with start-up capitals for investment	District wide	1No. Done	PWDs supported					80,000			SWCD	DA
	27. Construct Disability Accesses and facilities to all Public Buildings and ensure that all new private properties for commercial purposes are designed with the required facilities and accesses for the PWDs	District wide	1No. Done	Disability access provided to all public facilities					60,000			SWCD	DA
	28. Set aside 10% of the PWDs Funds to support the continuous education of PWDs	District wide	1No. Done	Support provided					2,000			SWCD	DA
	29. Register all NGOs/CBOs/Day care centres in the	District wide	1No. Done	Register available					6,000			DSW/CD	GES NCCE

Development Dimension: SOCIAL DEVELOPMENT													
MDA Programmes and Sub-programmes	Activities (Operations)	Location	Baseline	Output Indicators	Quarterly Time schedule				Indicative Budget			Implementing Agencies	
					1st	2nd	3rd	4th	GoG	IGF	Don	Lead	Collab
	District												

5.2.3: Environment, Infrastructure and Human Settlements

Development Dimension: ENVIRONMENT, INFRASTRUCTURE AND HUMAN SETTLEMENTS													
MDA Programmes and Sub-programmes	Activities (Operations)	Location	Baseline	Output Indicators	Quarterly Time schedule				Indicative Budget			Implementing Agencies	
					1st	2nd	3rd	4th	GoG	IGF	Don	Lead	Collab
DISASTER MANAGEMENT GNFRS/NADMO	1.Organise 4No.Fire safety Education at Churches/Schools in the district	District wide	4No. Done	Education campaigns on Bushfires improved	→	→	→	→	8,000			NADMO/GNFRS	DA
	2. Organise 4 No. Fire safety Education at Fuel filling stations	District wide	4No. Done	Bushfire volunteer groups re-established	→	→	→	→	2,000			NADMO/GNFRS	DA
	3. Organise 4No. Fire safety Education at K-FM	District wide	4No. Done	Fire safety education carried out	→	→	→	→	2,000			NADMO/GNFRS	DA, GES, Religious

Development Dimension: ENVIRONMENT, INFRASTRUCTURE AND HUMAN SETTLEMENTS													
MDA Programmes and Sub-programmes	Activities (Operations)	Location	Baseline	Output Indicators	Quarterly Time schedule				Indicative Budget			Implementing Agencies	
					1st	2nd	3rd	4th	GoG	IGF	Don	Lead	Collab
													Bodies
	4. Organise 4No. Fire safety Education at Garages/Shops	District wide	4No. Done	Fire safety education carried out					2,000			NADMO/GNFRS	DA
	5. Organise 4No. Fire safety Education at Guest Houses	District wide	4No. Done	Fire safety education carried out					2,000			NADMO/GNFRS	DA
	6. Organise 4No. Fire safety Education at Hospital/Clinics and Health Centres	District wide	4No. Done	Fire safety education carried out					2,000			NADMO/GNFRS	DA
	7.Offer support to disaster victims	District wide	4No. Done	Fire safety education carried out					100,000			NADMO/GNFRS	DA
	8. Organize 4No. Anti-Bush fire sensitization program	District wide	4No. Done	Sensitization programme organized					2,000			NADMO/GNFRS	DA
	9. Organize 4No. Education in communities on the dangers of	District wide	4No. Done	Sensitization programme organized					2,000			NADMO/GNFRS	DA

Development Dimension: ENVIRONMENT, INFRASTRUCTURE AND HUMAN SETTLEMENTS													
MDA Programmes and Sub-programmes	Activities (Operations)	Location	Baseline	Output Indicators	Quarterly Time schedule				Indicative Budget			Implementing Agencies	
					1st	2nd	3rd	4th	GoG	IGF	Don	Lead	Collab
	using chemicals for fishing.												
	10. Organize 2No. Public education on fire disaster, rain storms, and floods	District wide	4No. Done	Sensitization programme organized	→	→	→	→	2,000			NAD MO/G NFRS	DA
	11. Promote Planting of drought tolerant varieties and tree planting with emphases on cashew,	District wide	4No. Done	Sensitization programme organized	→	→	→	→	2,000			NAD MO/G NFRS	DA
	12. Promote Use of organic fertilizer,	District wide	4No. Done	Increased in the use of organic fertilizer	→	→	→	→	2,000			NAD MO/G NFRS	DA

Development Dimension: ENVIRONMENT, INFRASTRUCTURE AND HUMAN SETTLEMENTS

MDA Programmes and Sub-programmes	Activities (Operations)	Location	Baseline	Output Indicators	Quarterly Time schedule				Indicative Budget			Implementing Agencies	
					1st	2nd	3rd	4th	GoG	IGF	Don	Lead	Collab
INFRASTRUCTURE DELIVERY AND DEVELOPMENT DISTRICT WORKS DEPARTMENT(DWD)	1.Undertake reshaping of 30km feeder roads in the district	District wide	17km Done	Roads reshaped					200,000			Works Dept	DA
	2.Enforce tricycles and commercial vehicles to procure and install reflectors	District wide	1No. Done	Enhanced road safety					200,000			GPS	DA
	3. Rehabilitation of 4No. physical assets	District wide	1No. Done	Physical Assets rehabilitated					100,000			Works Dept	DA
	4. Provision And Rehabilitation Of 102 Street Light In 3 Selected Communities	District wide	1No. Done	Streetlights provided/Rehabilitated					150,000			Works Dept	NEDCO
	5. Extension of electricity to selected communities	District wide	1No. Done	23 communities connected to national grid					250,000			Works Dept	NEDCO
	6. Furnishing of all mandatory projects	District wide	1No. Done	All mandatory projects furnished					800,000			Works Dept	DA/VRA

Development Dimension: ENVIRONMENT, INFRASTRUCTURE AND HUMAN SETTLEMENTS													
MDA Programmes and Sub-programmes	Activities (Operations)	Location	Baseline	Output Indicators	Quarterly Time schedule				Indicative Budget			Implementing Agencies	
					1st	2nd	3rd	4th	GoG	IGF	Don	Lead	Collab
	7. Drilling and Installation of Submersible Pumps for Three Boreholes	District Wide	0No. Done	Facility constructed and in use					36,102.00			DA	EHU
	8. Drilling, construction and Mechanization of 15No. Boreholes	District wide	1No. Done	15No. Boreholes drilled					800,000			Works Dept	DA/VRA
	9. Maintenance of DWD Office	Kpassa	1No. Done	Maintenance exercise carried out					8,000			Works Dept	DA/VRA
	10. Renovation and furnishing of DCE's Bungalows	Kpassa	0No. Done	Construction of DCE's Bungalow Completed					200,000			DA	
	11. Construction of 4-Unit Staff Quarters at Kpassa	District wide	1No. Done	Facility completed and in use					80,000			DA	
	12. Construction of Semi-Detached at Kpassa	Kpassa	1No. Done	Facility completed and in use					80,000	10,000		DA	

Development Dimension: ENVIRONMENT, INFRASTRUCTURE AND HUMAN SETTLEMENTS														
MDA Programmes and Sub-programmes	Activities (Operations)	Location	Baseline	Output Indicators	Quarterly Time schedule				Indicative Budget			Implementing Agencies	
					1st	2nd	3rd	4th	GoG	IGF	Don	Lead	Collab
	13.Construction Of Fence Wall At Chief Executives Residence, Kpassa	Kpassa	1No. Done	Construction work on-going					20,000			DA	
	14. Completion Of 1No Semi-Detached Bungalow at Kpassa	Kpassa	0No. Done	Facility completed and in use					8,799.00			DA	
	15. Servicing of equipment	Kpassa	1No. Done	All equipment serviced					8,000			Works Dept	DA/VRA
	16. Fuel for Monitoring and supervision of projects	Kpassa	1No. Done	Fuel for Monitoring and supervision of projects purchased					8,000			Works Dept	DA/VRA

Development Dimension: ENVIRONMENT, INFRASTRUCTURE AND HUMAN SETTLEMENTS													
MDA Programmes and Sub-programmes	Activities (Operations)	Location	Baseline	Output Indicators	Quarterly Time schedule				Indicative Budget			Implementing Agencies	
					1st	2nd	3rd	4th	GoG	IGF	Don	Lead	Collab

Development Dimension: ENVIRONMENT, INFRASTRUCTURE AND HUMAN SETTLEMENTS													
MDA Programmes and Sub-programmes	Activities (Operations)	Location	Baseline	Output Indicators	Quarterly Time schedule				Indicative Budget			Implementing Agencies	
					1st	2nd	3rd	4th	GoG	IGF	Don	Lead	Collab
INFRASTRUCTURE DELIVERY AND DEVELOPMENT (PHYSICAL PLANNING DEPARTMENT)	1.Implementation of Street Naming and Property Addressing System activities	District wide	1No. Done	SNPA activities Implemented	→	→	→	→	20,000			PPD	DA
	2. Preparation of 1 Sector layouts	Kpassa	1No. Done	Sector layouts prepared	→	→	→	→	5,000			PPD	DA
	3. Update district and spatial maps	Kpassa	1No. Done	District and Spatial maps updated	→	→	→	→	8,000			PPD	DA
	4. Conduct 4No. Statutory planning meetings	Kpassa	1No. Done	Thematic maps prepared	→				5,000			PPD	DA
	5. Undertake Development Control activities	District wide	1No. Done	Development Control activities carried out	→	→	→	→	2,000			PPD	DA
	6. Procurement of Office supplies	Kpassa	1No. Done	Office Supplies procured	→				5,000			PPD	DA
	7. Valuation of properties in the District	Kpassa	1No. Done	Valuation of properties carried out	→				5,000			PPD	DA

Development Dimension: ENVIRONMENT, INFRASTRUCTURE AND HUMAN SETTLEMENTS													
MDA Programmes and Sub-programmes	Activities (Operations)	Location	Baseline	Output Indicators	Quarterly Time schedule				Indicative Budget			Implementing Agencies	
					1st	2nd	3rd	4th	GoG	IGF	Don	Lead	Collab
	8. Ground Trouthing	Kpassa	1No. Done	Activity carried out	→				5,000			PPD	DA
	9. Stencilling of Properties(Kpassa Township) phase 1	Kpassa	1No. Done	Activity carried out	→				5,000			PPD	DA

5.2.4: Governance, Corruption and Public Accountability

Development Dimension: **Governance, Corruption and Public Accountability**													
MDA Programmes and Sub-programmes	Activities (Operations)	Location	Baseline	Output Indicators	Quarterly Time schedule				Indicative Budget			Implementing Agencies	
					1st	2nd	3rd	4th	GoG	IGF	Don	Lead	Collab
MANAGEMENT AND ADMINISTRATION FINANCE	1.Recruit 10 Revenue/commission Collectors for the 3 Area Councils	District wide	0No. Done	Increase in revenue collectors		→	→	→					
	2. Train 10 Revenue Collectors and Staff of Sub-District Structures in effective revenue collection	District wide	0No. Done	Collectors efficiency enhanced		→	→	→	2,500			DFD	DA

Development Dimension: **Governance, Corruption and Public Accountability**													
MDA Programmes and Sub-programmes MANAGEMENT AND	Activities (Operations)	Location	Baseline	Output Indicators	Quarterly Time schedule				Indicative Budget			Implementing Agencies	
					1st	2nd	3rd	4th	GoG	IGF	Don	Lead	Coll ab
	3. Organize 1No. tax education	Kpassa	3No. Done	Tax education programmes organised					1,500			DFD	DA
	4. Monitor revenue collection for improved revenue to aid investment in LED	All District Market	103No. Done	6No monitoring happened weekly					20,500			DFD	DA
	5. Procure logistics for revenue collection and monitoring	Kpassa	2No. Done	Required logistics for revenue collection procured					20,500			DFD	DA
	6. Data collection to compile business and property rate register of the District	Kpassa	3No. Done	Adequate data available on business and property rate					20,500			DFD	DA
	7. Prepare and implement Revenue Improvement Action Plans	Kpassa	1No. Done	Plan prepared and implemented					16,500			DFD	DA

Development Dimension: **Governance, Corruption and Public Accountability**													
MDA Programmes and Sub-programmes	Activities (Operations)	Location	Baseline	Output Indicators	Quarterly Time schedule				Indicative Budget			Implementing Agencies	
					1st	2nd	3rd	4th	GoG	IGF	Don	Lead	Collab
MANAGEMENT AND	8. Update the Assembly's revenue register (including registration of SME's)	Kpassa	0No. Done	Assembly's register updated					10,000			DFD	DA
	9. Organize 1No. training for account staff and key staff on prudent financial management	Kpassa	1No. Done	1No. of training programmes held					1,000			DFD	DA
	10. Prepare and gazette the Annual Fee Fixing Resolution	Kpassa	1No. Done	1No. of Annual Fee fixing resolution prepared and submitted					8,000	2,000		DBA/ DFO	DA

Development Dimension: GOVERNANCE, CORRUPTION AND PUBLIC ACCOUNTABILITY													
MDA Programmes and Sub-programmes	Activities (Operations)	Location	Baseline	Output Indicators	Quarterly Time schedule				Indicative Budget			Implementing Agencies	
					1st	2nd	3rd	4th	GoG	IGF	Don	Lead	Collab
MANAGEMENT AND ADMINISTRATION	1. Hold regular 4No. General Assembly	Kpassa	4No. Done	Assembly meetings held					40,000	10,000		DA	

Development Dimension: GOVERNANCE, CORRUPTION AND PUBLIC ACCOUNTABILITY													
MDA Programmes and Sub-programmes	Activities (Operations)	Location	Baseline	Output Indicators	Quarterly Time schedule				Indicative Budget			Implementing Agencies	
					1st	2nd	3rd	4th	GoG	IGF	Don	Lead	Collab
(CENTRAL ADMINISTRATION)	meetings quarterly												
	2. Hold 4No. Town Hall Meetings at Town/Area Council level	District wide	4No. Done	Town hall meetings held					50,000	10,000		DA	
	3. Construct District administrative office complex	Kpassa	0No. Done	Construction of District Office complex on-going					80,000	20,000		DA	
	4. Provide support to 3 Sub-District structures	District wide	1No. Done	Support provided to sub-District structures					5,000	2,000		DA	
	5. Organize inauguration of 15 Unit Committees	Kpassa	1No. Done	Inauguration of 15 Unit Committees held					20,000			DA	
	6. Organize 1No. capacity building workshop for Assembly members	Kpassa	1No. Done	Capacity building workshop held					40,000			DA	
	7. Organize 1No. 6th March and Senior Citizens	Kpassa	1No. Done	6th March celebration held					20,000			DA	

Development Dimension: GOVERNANCE, CORRUPTION AND PUBLIC ACCOUNTABILITY													
MDA Programmes and Sub-programmes	Activities (Operations)	Location	Baseline	Output Indicators	Quarterly Time schedule				Indicative Budget			Implementing Agencies	
					1st	2nd	3rd	4th	GoG	IGF	Don	Lead	Collab
	Day Celebrations/ Anniversaries												
	8. Procurement of Motorbikes for Hon. Assembly Members	Kpassa	1No. Done	Motor bikes procured and delivered					132,000			DA	
	9. Support Volta Reg. Coord. Council and NALAG activities/ programmes	Kpassa	1No. Done	Assembly's support to VRCC and NALAG activities					20,000	1,000		DA	
	10. Maintain DA's assets (official vehicles, office equip't etc	Kpassa	1No. Done	DA's Assets maintained					10,000	2,000		DA	
	11. Hold 4 quarterly DPCU meetings and other statutory sub-committee meetings	Kpassa	4No. Done	Quarterly DPCU meetings and other statutory sub-committee meetings held					40,000	2,000		DA	

Development Dimension: GOVERNANCE, CORRUPTION AND PUBLIC ACCOUNTABILITY														
MDA Programmes and Sub-programmes	Activities (Operations)	Location	Baseline	Output Indicators	Quarterly Time schedule				Indicative Budget			Implementing Agencies	
					1st	2nd	3rd	4th	GoG	IGF	Don	Lead	Collab
	12. Hold 4 quarterly LED Platform meetings	Kpassa	4No. Done	Quarterly LED meetings held					8,000	2,000		DA	
	13. Prepare monitoring and evaluation plan	Kpassa	1No. Done	Monitoring and Evaluation Plan prepared and submitted					8,000	2,000		DA	
	14. Carry 4No. out monitoring and evaluation of projects/activities	Kpassa	1No. Done	Monitoring and evaluation of projects conducted					40,000	5,00		DA	
	15. Prepare and submit quarterly and annual progress reports	Kpassa	1No. Done	Quarterly and annual progress report prepared and submitted					10,000			DA	
	16. Rent/provide temporary accommodation for staff	Kpassa	1No. Done	Temporal accommodation provided for staff					30,000			DA	
	17. Prepare and submit 2022 Annual Action Plan	kpassa	1No. Done	Annual Action Plan prepared and submitted					40,000			DA	

Development Dimension: GOVERNANCE, CORRUPTION AND PUBLIC ACCOUNTABILITY														
MDA Programmes and Sub-programmes	Activities (Operations)	Location	Baseline	Output Indicators	Quarterly Time schedule				Indicative Budget			Implementing Agencies	
					1st	2nd	3rd	4th	GoG	IGF	Don	Lead	Collab
	18. Prepare and submit 2022 procurement plan	Kpassa	1No. Done	2020 Procurement Plan prepared and submitted					6,000			DA	
	19. Manage conflict and chieftaincy disputes to maintain peace	Kpassa	1No. Done	Conflict Resolution and chieftaincy dispute managed.					30,000			DA	
	20. Submit quarterly audit reports	Kpassa	1No. Done	Quarterly Audit Reports prepared and submitted					8,000			DA	
	21. Conduct quarterly monitoring and auditing	Kpassa	1No. Done	Quarterly monitoring and auditing conducted					2,000				
	22. Organization of 2-days training for staff on Records Keeping, Filling and Report and Minute writing	Kpassa	2No. Done	training for staff organized					27,862.00			HR	Consultant
	23. Procurement of 4-Printers and One laptop for	Kpassa, Damanko Tinjasi, EHU	0No. Done	Printers and One laptop procured					17,997.00			HR	Supplier

Development Dimension: GOVERNANCE, CORRUPTION AND PUBLIC ACCOUNTABILITY														
MDA Programmes and Sub-programmes	Activities (Operations)	Location	Baseline	Output Indicators	Quarterly Time schedule				Indicative Budget			Implementing Agencies	
					1st	2nd	3rd	4th	GoG	IGF	Don	Lead	Collab
	the operationalization of the Sub-Districts Councils, Environmental health unit and Procurement Unit respectively	and Procurement											
	24. Submission of monthly HRMIS Report	Kpassa	1No. Done	Monthly HRMIS Report prepared and submitted	→	→	→	→	2,000			DA	
	25. Submission 4No, of HRMIS Quarterly and annual reports	Kpassa	1No. Done	4No, of HRMIS Quarterly and annual reports prepared and submitted		→	→	→	5,00				
	26. Prepare and Implement an Anti-Corruption Action Plan	Kpassa	1No. Done	Anti-Corruption Action Plan prepared and implemented		→	→	→	300,000	100,000		DA	
	27. Renovate 3No. Area Council Offices	District wide	1No. Done	3No. Area Council Offices renovated		→	→	→	60,000	20,000		DA	

Development Dimension: GOVERNANCE, CORRUPTION AND PUBLIC ACCOUNTABILITY														
MDA Programmes and Sub-programmes	Activities (Operations)	Location	Baseline	Output Indicators	Quarterly Time schedule				Indicative Budget			Implementing Agencies	
					1st	2nd	3rd	4th	GoG	IGF	Don	Lead	Collab
	28. Procure furniture and Office supplies	Kpassa	1No. Done	Office furniture procured					40,000	10,000		DA	
	29. Preparation of 2022 Composite Budget	Kpassa	1No. Done	2022 Composite Budget prepared and submitted					40,000	10,000		DA	
	30. Gazetting of Fee Fixing Resolutions 2023	Kpassa	1No. Done	2023 fee fixing Resolution Gazetted					40,000	10,000		DA	
	31. Payment of Utilities	Kpassa	1No. Done	Utility bills paid					40,000	10,000		DA	
	32. Training of Assembly Members on Modern Standing Orders/Programme Based Budgeting and Local Participation	Kpassa	1No. Done	Training of Assembly Members on Modern Standing Orders/Programme Based Budgeting and Local Participation held					40,000	10,000		DA	
	33. Support Traditional	Kpassa	1No. Done	1No. Annual Yam Festival					40,000	10,000		DA	

Development Dimension: GOVERNANCE, CORRUPTION AND PUBLIC ACCOUNTABILITY														
MDA Programmes and Sub-programmes	Activities (Operations)	Location	Baseline	Output Indicators	Quarterly Time schedule				Indicative Budget			Implementing Agencies	
					1st	2nd	3rd	4th	GoG	IGF	Don	Lead	Collab
	Council in organizing the Annual Yam Festival			supported									
	34. Support the Center for National Culture to organize cultural festival and display	Kpassa	1No. Done	Center for National Culture supported to organize cultural festival and display					40,000	10,000		DA	
	35. Prepare a workplace Environmental Safety Plan 2022	Kpassa	1No. Done	2020 workplace Environmental Safety Plan prepared and submitted					40,000	10,000		DA	
	36. Procure 3No. laptops	Kpassa	1No. Done	5No. laptops procred					40,000	10,000		DA	
	37.Workshop/seminar/training/meetings	Kpassa	1No. Done	Workshop/seminar/training/meetings held					40,000	10,000		DA	
	38. Allocation to Sub-district structures	Kpassa	0No. Done	Allocated					50,000			DA	

Table 5.3: Annual Action Plan (AAP) 2024

5.3.1: Development Dimension

Economic Development													
MDA Programmes and Sub-programmes	**Activities (Operations)**	**Location**	**Baseline**	**Output Indicators**	**Quarterly Time schedule**				**Indicative Budget**			**Implementing Agencies**	
					1st	**2nd**	**3rd**	**4th**	**GoG**	**IGF**	**Don**	**Lead**	**Col.**
Economic Development (Trade And Industry)	1.Farmers Day Celebrations	District wide	1No. Done	20 Community Artisans trained				→	40,000.00			DA	DAD
	2.Promotion of Local Economic Development (LED) Activities	Kpassa	3No. done	Support for SMEs provided	→	→	→	→	12,000			DPCU	DA
	3. Provision and Rehabilitation of streetlight in Selected communities	District Wide	4No. done	Streetlight functional	→	→	→	→	50,000			DPCU	DA
	4. Organize 2No. Business forum	Kpassa	1No. done	LED Activities undertaken	→	→	→	→	40,000			DPCU	FD
	5. Construction of 180m, 0.9 X 1.2 U Drain, Filling,	Kpassa	1No. Done	Eliminate flooding at the Kpassa New	→	→	→	→	217,669.00			DPCU	DWD

Economic Development													
MDA Programmes and Sub-programmes	**Activities (Operations)**	**Location**	**Baseline**	**Output Indicators**	**Quarterly Time schedule**				**Indicative Budget**			**Implementing Agencies**	
					1st	**2nd**	**3rd**	**4th**	**GoG**	**IGF**	**Don**	**Lead**	**Col.**
	levelling, Slopping and Compacting at Kpassa New Market			Market									
	6. Construction of 1No. 4unit Bathroom with 5,000 litres Capacity Poly Tank and soak away system at Kpassa New Market	Kpassa	0No. Done	Facility constructed and in operation	→	→	→		62,221.00			DPCU	DWD
	7. Construction of 2No 40unit Market Sheds at Kpassa New Market for Cocoa-Ase traders	Kpassa	0No. Done	Shed constructed and in use	→	→	→		295,000.00			DPCU	DWD
	8. Grading, Filling and Leveling of Timber Market in Kpassa	Kpassa	0No. Done	Market graded	→	→	→		50,000			DPCU	DWD
	9. Grading, Filling and Leveling of Damanko New Market	Damanko	0No. Done	Market graded	→	→	→		50,000			DPCU	DWD

Economic Development													
MDA Programmes and Sub-programmes	**Activities (Operations)**	**Location**	**Baseline**	**Output Indicators**	**Quarterly Time schedule**				**Indicative Budget**			**Implementing Agencies**	
					1st	**2nd**	**3rd**	**4th**	**GoG**	**IGF**	**Don**	**Lead**	**Col.**
	10. Creation Of Access Roads At Kpassa New Market	Kpassa	0No. Done	Access road created	→	→	→	→	154,000			DPCU	DWD
	11. Construction Of 4No Cereal Storage Facility At Kpassa New Market	Kpassa	0No. Done	Facility constructed	→	→	→	→	154,000			DPCU	DWD
	12. Identification, development and operationalization of potential tourism site in the District to boost revenue	District Wide	1No. Done	Tourist in operation	→	→	→	→	40,000			DPCU	DWD
	13. Liaise with networks operators to increase the broadband, bandwidth and speed of connections in the District	District Wide	0No. Done	Network coverage increase by 10%	→	→	→	→	20,000			DPCU	DWD

Development Dimension: ECONOMIC DEVELOPMENT

MDA Programmes and Sub-programmes	Activities (Operations)	Location	Baseline	Output Indicators	Quarterly Time schedule				Indicative Budget			Implementing Agencies	
					1st	2nd	3rd	4th	GoG	IGF	Don.	Lead	Col.
ECONOMIC DEVELOPMENT (District Department Of Agriculture)	1.Conduct 5,000 farm and home visit by 8 AEAs	District Wide	1234 no. done	No. of farm and home visits	→	→	→	→	2000			DADU	DA
	2. Train 25 FBOs in group formation and dynamics	District Wide	5 no. done	Training Held	→	→	→	→	2000			DADU	DA
	3. Field supervision, planning and co-ordination by DDA	District Wide	124no. done	Field Supervision, Planning and coordination done	→	→	→	→	1500			DADU	DA
	4. Identify and register farmers in the district (Development of farmers' register	District Wide	4no. done	Farmer registration done	→	→	→	→	1200			DADU	DA
	5. Maintain and repair one official vehicle	District Wide	2no. done	Vehicle maintained	→	→	→	→	2000			DADU	DA
	6. Organized Training on improved housing for animals organized for livestock farmers	District Wide	0 no. done	Training on livestock done	→	→	→	→	2050			DADU	DA

Development Dimension: ECONOMIC DEVELOPMENT													
MDA Programmes and Sub-programmes	Activities (Operations)	Location	Baseline	Output Indicators	Quarterly Time schedule				Indicative Budget			Implementing Agencies	
					1st	2nd	3rd	4th	GoG	IGF	Don.	Lead	Col.
	7. Vaccinate 10,000, animals against PPR, Newcastle, CBPP, Rabbis	District Wide	1no. done	Vaccination of animals done					15,000			DADU	DA
	8. Facilitate the dissemination and adoption of SLM at the farm level	District Wide	1no. done	Facilitation of SLM adoption done					14,000			DADU	DA
	9. Organize training in maize and rice production technologies technical staff	District Wide	0 no. done	Maize and rice production training held					15,000			DADU	DA
	10. Procurement and Supply of subsidized fertilizers under planting for Food an Jobs programme (NPK AND UREA)	District Wide	0 no. done	Fertilizers procured and supplied					10,000			DADU	DA
	11. Monitoring, evaluation and reporting of implementation	District Wide	758 no. done	12No. Monitoring conducted					20,000			DADU	DA

Development Dimension: ECONOMIC DEVELOPMENT													
MDA Programmes and Sub-programmes	Activities (Operations)	Location	Baseline	Output Indicators	Quarterly Time schedule				Indicative Budget			Implementing Agencies	
					1st	2nd	3rd	4th	GoG	IGF	Don.	Lead	Col.
	of the Planting for food and jobs												
	12. Procurement Supply of improved seeds and seedlings to farmers under planting for Food an Jobs programme	District Wide	800 no. done	Improved seeds and seedlings procured and supplied	→	→	→	→	200,000			DADU	DA
	13. Support farmers to cultivate selected crops for domestic and industrial purposes.	District Wide	6no. done	Farmers supported	→	→	→	→	20,000			DPCU	DADU
	14. Establish 3 demonstrations on 12 steps in maize production with beneficiary farmers	District Wide	0no. done	3No. demonstrations on 12 steps in maize production with beneficiary farmersEstablished	→	→	→	→	200,000			DA	DADU

Development Dimension: ECONOMIC DEVELOPMENT													
MDA Programmes and Sub-programmes	Activities (Operations)	Location	Baseline	Output Indicators	Quarterly Time schedule				Indicative Budget			Implementing Agencies	
					1st	2nd	3rd	4th	GoG	IGF	Don.	Lead	Col.
	15. Take inventory of existing small to medium scale irrigation schemes	District Wide	0no. done	Data collected and collated	→	→	→	→			800	DADU	MAG
	16. Train and supervise 2 seed growers to produce certified rice seed	District Wide	0no. done	Seed growers trained	→	→	→	→			800	DADU	MAG
	17. Support 50 number of farmers to cultivate rice for domestic and industrial purposes	District Wide	0no. done	Farmers supported	→	→	→	→			2,000	DADU	MAG
	18. Embark on pest and disease surveillance in rice growing communities in the 9 operational areas	District Wide	0no. done	Surveillance conducted	→	→	→	→			8,000	DADU	MAG

Development Dimension: ECONOMIC DEVELOPMENT													
MDA Programmes and Sub-programmes	Activities (Operations)	Location	Baseline	Output Indicators	Quarterly Time schedule				Indicative Budget			Implementing Agencies	
					1st	2nd	3rd	4th	GoG	IGF	Don.	Lead	Col.
	19. Train and supervise activities of 9 technical staff on listing of farmers, crop cutting and yield studies on rice	District Wide	0no. done	Training and supervision done							4,000	DADU	MAG
	20. Organize 4No sensitization programs on occupational safety, health and environmental issues.	District Wide	0no. done	Training conducted							8,000	DADU	MAG
	21. Organize 4No climate smart agricultural practices.	District Wide	0no. done	Training conducted							4,000	DADU	MAG
	22. Organize 1No district planning session.	District Wide	0no. done	Planning session done							1,000	DADU	MAG

Development Dimension: ECONOMIC DEVELOPMENT													
MDA Programmes and Sub-programmes	Activities (Operations)	Location	Baseline	Output Indicators	Quarterly Time schedule				Indicative Budget			Implementing Agencies	
					1st	2nd	3rd	4th	GoG	IGF	Don.	Lead	Col.
	23. Organize 4No Dissemination on the Use of neem leaves in preserving grains (maize and cowpea).	District Wide	0no. done	Dissemination done							4,000	DADU	MAG
	24. Organize 4No Dissemination on the Chemical control of the weed called (locally) five-thousand at 2-4 leaf stage of growth.	District Wide	0no. done	Dissemination done							4,000	DADU	MAG
	25. Organize 4No Dissemination on the Early harvesting of rice to reduce breaking during milling	District Wide	0no. done	Dissemination done							4,000	DADU	MAG
	26. Organize 5No engagement on	District Wide	0no. done	Farmers needs assessment conducted							5,000	DADU	MAG

Development Dimension: ECONOMIC DEVELOPMENT													
MDA Programmes and Sub-programmes	Activities (Operations)	Location	Baseline	Output Indicators	Quarterly Time schedule				Indicative Budget			Implementing Agencies	
					1st	2nd	3rd	4th	GoG	IGF	Don.	Lead	Col.
	farmer constraints/problems identified for research												
	27. Organize 4No. dissemination of improved technologies to farmers	District Wide	0no. done	Dissemination done	→	→	→	→			4,000	DADU	MAG
	28. Organize 1No. Training on Improved technology adopted on Row planting,	District Wide	0no. done	Training programme organized	→	→	→	→			280	DADU	MAG
	29. Training on Fall Armyworm management,	District Wide	0no. done	Training programme organized	→	→	→	→			600	DADU	MAG
	30. Facilitate and supervise the establishment of 5 ac woodlot per Processor Based Organization per operational area	District Wide	0no. done	Facilitation done	→	→	→	→			1,000	DADU	MAG

Development Dimension: ECONOMIC DEVELOPMENT													
MDA Programmes and Sub-programmes	Activities (Operations)	Location	Baseline	Output Indicators	Quarterly Time schedule				Indicative Budget			Implementing Agencies	
					1st	2nd	3rd	4th	GoG	IGF	Don.	Lead	Col.
	31. Improved technology adopted on Planting of improved varieties	District Wide	0no. done	Training programme organized							600	DADU	MAG
	32. Improved technology adopted on Timely application of fertilizers	District Wide	0no. done	Training programme organized							1,500	DADU	MAG
	33. Facilitate the formation of 1 cassava value chain platform in the District	District Wide	0no. done	Use of Solar Dryers for drying cassava peels demonstrated							600	DADU	MAG
	34. Supervise 9 technical staff to collect data on cassava production in all enumeration areas by 2 DAOs	District Wide	0no. done	Data on cassava collected and collated							1,000	DADU	MAG
	35. Planting For Export And Rural Development	District Wide	0no. done	Facilitation done							4,000	DADU	MAG

Development Dimension: ECONOMIC DEVELOPMENT													
MDA Programmes and Sub-programmes	Activities (Operations)	Location	Baseline	Output Indicators	Quarterly Time schedule				Indicative Budget			Implementing Agencies	
					1st	2nd	3rd	4th	GoG	IGF	Don.	Lead	Col.
	50,000 cashew seedlings for distribution (712 acres)												
	36. Train 9 AEAs and 3 DAOs in the use of affordable local housing units for livestock rural poultry farmers in each operational area	District Wide	0no. done	Training programme organized	→	→	→	→			4,000	DADU	MAG
	37. Train 9 extension and 1 veterinary technical staff and 50 livestock farmers in the prevention of scheduled livestock and rural poultry diseases	District Wide	0no. done	Training done.	→	→	→	→			5,000	DADU	MAG
	38. Train 9 extension and 1 veterinary technical staff	District Wide	0no. done	Training done.	→	→	→	→			4,000	DADU	MAG

Development Dimension: ECONOMIC DEVELOPMENT													
MDA Programmes and Sub-programmes	Activities (Operations)	Location	Baseline	Output Indicators	Quarterly Time schedule				Indicative Budget			Implementing Agencies	
					1st	2nd	3rd	4th	GoG	IGF	Don.	Lead	Col.
	and fifty livestock farmers in the preparation of agro by-products (cassava peels ,groundnuts leaves, rice husk and bran, orange pulp, etc.) to feed animals												
	39. Facilitate poultry farmer's access to vaccines, drugs and feed in the district	District Wide	0no. done	Facilitation done	→	→	→				400	DADU	MAG
	40. Nursing and Distribution of 100,000 Cashew and Mango seedlings	Wuni	0no. done	Nursing and Distribution done	→	→	→				100, 000	DADU	GPSNP
	41. Maintenance of 40 Acre Cashew Plantations	Damanko Mama Akura Abuyanya	0no. done	Cashew Plantations established	→	→	→				400, 000	DADU	GPSNP

Development Dimension: ECONOMIC DEVELOPMENT														
MDA Programmes and Sub-programmes	Activities (Operations)	Location	Baseline	Output Indicators	Quarterly Time schedule				Indicative Budget			Implementing Agencies	
					1st	2nd	3rd	4th	GoG	IGF	Don.	Lead	Col.
	42. Support Sangroma Tree Plantations Programme	Sibi, Damanko and Pibilla	0no. done	Woodlot Plantations established	→	→	→	→			40,000	Sagroma	DADU
	43. Maintenance of the district Mango and Cashew Plantations	Abuyanya and Wuni	1No. Done	Sensitization programme organized	→	→	→		20,000			DADU	DA

5.3.2: Social Development

Social Development													
MDA Programmes and Sub-programmes	Activities (Operations)	Location	Baseline	Output Indicators	Quarterly Time schedule				Indicative Budget			Implementing Agencies	
					1st	2nd	3rd	4th	GoG	IGF	Don	Lead	Col.
Social Services Delivery (Education Dept.)	1.Support to STMIE programme for sixty (60) pupils	District wide	1No. Done	Support to STMIE done	→	→	→	→	18,000			DED	DA
	2. Organize 1No. district wide INSET program	District wide	1No. Done	District INSET Program organised	→	→	→	→	10,000			DED	DA
	3. Undertake 4No. Periodic monitoring and supervision in all	District wide	4No. Done	Periodic monitoring done	→	→	→	→	2,500			DED	DA

Social Development

MDA Programmes and Sub-programmes	Activities (Operations)	Location	Baseline	Output Indicators	Quarterly Time schedule				Indicative Budget			Implementing Agencies	
					1st	2nd	3rd	4th	GoG	IGF	Don	Lead	Col.
	basic schools.												
	4. Conduct 3No. district wide common exams for basic schools	District wide	1No. Done	District wide common entrance exam held	→	→	→		20,000			DED	DA
	5. Support organization of annual quiz competition	District wide	1No. Done	Quiz competition organized	→	→	→		20,000			DED	DA
	6. Conduct orientation for 100 newly trained teachers	District wide	1No. Done	Orientation held	→	→	→		40,000			DED	DA
	7. Organized 1No. training on effective classroom Management for teachers	District wide	1No. Done	Support for training of 100 teachers done	→	→	→		2,000			DED	DA
	8. My First Day At School.	District wide	1No. Done	Programme organized	→	→	→		8,000			DED	DA
	9. A 2 day ADEOP WORKSHOP	District wide	1No. Done	Programme organized	→	→	→		3,000			DED	DA

Social Development

MDA Programmes and Sub-programmes	Activities (Operations)	Location	Baseline	Output Indicators	Quarterly Time schedule				Indicative Budget			Implementing Agencies	
					1st	2nd	3rd	4th	GoG	IGF	Don	Lead	Col.
	10. Organize 1No. Sensitization of Moslem women on girl Child Education	District wide	1No. Done	Programme organized					130,000			DED	DA
	11. Procure and distribute (600) tables and chairs to selected basic schools (dual desk)	District wide	1No. Done	Programme organized					130,000			DED	DA
	12. Procurement and supply of Teaching and Learning materials	District wide	1No. Done	Programme organized					130,000			DED	DA
	13. Hold stakeholder engagement with mission and private schools, CBOs in the education sector in the district	District wide	1No. Done	Programme organized					130,000			DED	DA
	14. Conduct in-service training and capacity workshops for	District wide	1No. Done	Programme organized					130,000			DED	DA

Social Development

MDA Programmes and Sub-programmes	Activities (Operations)	Location	Baseline	Output Indicators	Quarterly Time schedule				Indicative Budget			Implementing Agencies	
					1st	2nd	3rd	4th	GoG	IGF	Don	Lead	Col.
	50 teachers												
	15. Construction of 1No. Education Office complex At Kpassa	Kpassa	0No. Done	Facility constructed and in use					1,300,000			DED	DA
	16. Completion of 1no. 3unit Classroom Block With Store And Office At Najingon	Najingon	0No. Done	Facility constructed and in use					130,000			DED	DA
	17. Construction of 3-Unit classroom Block, Office and Store at Gborsike	Gborsike	0No. Done	Facility constructed and in use					50,000			DED	DA
	18. Completion Of 1No. 3unit Classroom Block With Office And Store And 3seater Kvip Latrine At Sibi Central	Sibi Central	0No. Done	Facility constructed and in use					100,000			DED	DA

Social Development

MDA Programmes and Sub-programmes	Activities (Operations)	Location	Baseline	Output Indicators	Quarterly Time schedule				Indicative Budget			Implementing Agencies	
					1st	2nd	3rd	4th	GoG	IGF	Don	Lead	Col.
	19. Completion Of 1No. 3unit Classroom Block With Office And Store And 4seater Kvip Latrine At Gbango Akura	Gbango Akura	0No. Done	Facility constructed and in use					100,000			DED	DA
	20. Construction of 6-Unit Classroom Block with Ancillary Facilities at Nabu	Nabu	0No. Done	Facility constructed and in use					50,000			DED	DA
	21. Construction of 1No. 6-unit classroom block at	Kofi Akura	1No. Done	Facility constructed and in use								DED	DA
	22. Construction of Teachers Quarter at Nabu	Nabu	1No. Done	Facility constructed					5,000			DED	DA
	23. Renovation of 4No 3-Unit Classroom Block, Office and Store District Wide	District Wide	3No. Done	Damages restored and facilities in use					180,127.00			DED	DA

Social Development

MDA Programmes and Sub-programmes	Activities (Operations)	Location	Baseline	Output Indicators	Quarterly Time schedule				Indicative Budget			Implementing Agencies	
					1st	2nd	3rd	4th	GoG	IGF	Don	Lead	Col.
	24. Renovation of 3No 6-Unit Classroom Block, Office and Store District Wide	District Wide	1No. Done	Damages restored and facilities in use	→	→	→	→	90,127.00			DED	DA
	25. Procurement and Supply of 200 Mono Desk for JHS in the District	District Wide	4No. Done	Mono Desk procured and distributed	→	→	→	→	82,127.00			DED	DA
	26. Procurement and Supply of 80 Round Table and 320 Chairs for KGs	District Wide	4No. Done	Round Table procured and distributed	→	→	→	→	82,127.00			DED	DA

Social Development

MDA Programmes and Sub-programmes	Activities (Operations)	Location	Baseline	Output Indicators	Quarterly Time schedule				Indicative Budget			Implementing Agencies	
					1st	2nd	3rd	4th	GoG	IGF	Don	Lead	Collab
Social Services Delivery **(District Health (Directorate)**	1.Procure logistics and equipment for the new CHPS compound	District wide	1No. Done	Logistics and equipment procured	→	→	→	→	10,000			DHD	DA

Social Development

MDA Programmes and Sub-programmes	Activities (Operations)	Location	Baseline	Output Indicators	Quarterly Time schedule				Indicative Budget			Implementing Agencies	
					1st	2nd	3rd	4th	GoG	IGF	Don	Lead	Collab
	2. Embark on Bi-quarterly malnutrition Campaign	District wide	1No. Done	Bi-quarterly malnutrition campaign held					2,500			DHD	DA
	3. Health education in schools and health facilities on the causes, effects and prevention of malaria.	District wide	1No. Done	Bi-quarterly malnutrition campaign held					20,500			DHD	DA
	4. Health education on the importance of using the Long lasting insecticide Net(LLIN) and Continues distribution of LLIN to pregnant women and children	District wide	1No. Done	World Malaria day held					20,000			DHD	DA
	5. Surveillance for risk detection	District wide	0No. Done	Surveillance conducted					50,000			DHD	DA
	6. Risk communication and social	District wide	1No. Done	Risk communicated					2,500			DHD	DA

Social Development

MDA Programmes and Sub-programmes	Activities (Operations)	Location	Baseline	Output Indicators	Quarterly Time schedule				Indicative Budget			Implementing Agencies	
					1st	2nd	3rd	4th	GoG	IGF	Don	Lead	Collab
	distancing												
	7. Conduct 4No. quarterly HIV review meetings	District wide	1No. Done	Quarterly facility monitoring done					1,500			DHD	DA
	8. Organize 4No. Quarterly monitoring of PMTCT Centre	Kpassa	1No. Done	Land titles prepared					5,000			DHD	DA
	9. Organize World AIDS day	Kpassa	1No. Done	Quarterly HIV review meetings held					2,000			DHD	DA
	10. Support Persons Living with HIV/AIDS	District wide	1No. Done	Quarterly monitoring done					2,500			DHD	DA
	11. Preparation and submission of quarterly HIV/AIDS activities reports	District wide	1No. Done	Sensitisation Workshop held					6,000			DHD	DA
	12. Establishment of Quarantine centre for COVID-19 case	Kpassa	1No. Done	Quarantine centre Established					20,000			DHD	DA

Social Development

MDA Programmes and Sub-programmes	Activities (Operations)	Location	Baseline	Output Indicators	Quarterly Time schedule				Indicative Budget			Implementing Agencies	
					1st	2nd	3rd	4th	GoG	IGF	Don	Lead	Collab
	management												
	13. Procurement Hand Washing Facilities(Veronica Bucket, Hand Sanitizers and Others)	District wide	1No. Done	Hand Washing Facilities Procured	→	→	→	→	40,000			DHD	DA
	14. Procurement of PPEs(Nose Marks, Gun Thermometer and Others)	District wide	1No. Done	PPEs Procured	→	→	→	→	6,000			DHD	DA
	15. Support to COVID-19 Rapid Response Team	District wide	1No. Done	Rapid Response Team Supported					16,000			DHD	DA
	16. Carry out Disinfection and Burial	District wide	1No. Done	Disinfection and Burial Carried out	→	→	→	→	20,000			DHD	DA
	17. Undertake Surveillance on communicable disease	District wide	1No. Done	Surveillance on communicable disease undertaken	→	→	→	→	6,000			DHD	DA
	18. Supply of logistics for EPI and NID	District wide	1No. Done	Logistics for EPI and NID activities	→	→	→	→	10,000			DHD	DA

Social Development

MDA Programmes and Sub-programmes	Activities (Operations)	Location	Baseline	Output Indicators	Quarterly Time schedule				Indicative Budget			Implementing Agencies	
					1st	2nd	3rd	4th	GoG	IGF	Don	Lead	Collab
	activities			Supplied									
	19. Organize Training of Community Health Management Committee Members	District wide	1No. Done	Community training organized					6,000			DHD	DA
	20. Furnishing of all consulting rooms in the various health centers with TB screening tools and sputum containers	District wide	1No. Done	Facilities furnished					6,000			DHD	DA
	21. Organize TB/HIV education in schools, churches and communities	District wide	1No. Done	Programme organized					12,000			DHD	DA
	22. Regular active case search for all diseases of public health	District wide	1No. Done	Activities carried out					15,000			DHD	DA

Social Development

MDA Programmes and Sub-programmes	Activities (Operations)	Location	Baseline	Output Indicators	Quarterly Time schedule				Indicative Budget			Implementing Agencies	
					1st	2nd	3rd	4th	GoG	IGF	Don	Lead	Collab
	importance in all identified prayer camps and shrines where patients are admitted												
	23. Health education and counseling on Family planning motivation	District wide	1No. Done	Education held	→	→	→	→	16,000			DHD	DA
	24. Construction of Maternity home with Mechanized Borehole at Sibi Central	Sibi Central	1No. Done	Facility completed and in use	→	→	→	→	30,000			DHD	DA
	25. Construction of CHPS Compound at Azua	Azua	1No. Done	Facility completed and in use	→	→	→	→	50,000			DHD	DA
	26. Construction of CHPS Compound at Obunja	Obunja	1No. Done	Facility completed and in use	→	→	→	→	100,000			DHD	DA
	27. Construction of CHPS	Abunyanya	1No. Done	Facility completed and				→	150,000			DHD	DA

Social Development														
MDA Programmes and Sub-programmes	Activities (Operations)	Location	Baseline	Output Indicators	Quarterly Time schedule				Indicative Budget			Implementing Agencies	
					1st	2nd	3rd	4th	GoG	IGF	Don	Lead	Coll ab
	Compound at Abunyanya			in use									

Social Development														
MDA Programmes and Sub-programmes	Activities (Operations)	Location	Baseline	Output Indicators	Quarterly Time schedule				Indicative Budget			Implementing Agencies	
					1st	2nd	3rd	4th	GoG	IGF	Don	Lead	Coll ab
Social Services Delivery (EHU)	1.Acquisition and documentation of final disposal sites for liquid and solid wastes	District wide	0No. Done	Site documentation available					40,000			EHU	DA
	2. Organise 1No. Medical screening of 1000 food/drink vendors	District wide	4No. Done	Programme organized					1,000			EHU	DA
	3. House to house inspection of 500 households	District wide	4No. Done	House to House inspection done					5,000			EHU	DA
	4. Conduct 4No. quarterly	District wide	4No. Done	Monitoring of CLTS activities					2,500			EHU	DA

Social Development

MDA Programmes and Sub-programmes	Activities (Operations)	Location	Baseline	Output Indicators	Quarterly Time schedule				Indicative Budget			Implementing Agencies	
					1st	2nd	3rd	4th	GoG	IGF	Don	Lead	Collab
	Monitoring of CLTS activities			carried out									
	5. Undertake School hygiene education	District wide	20No. Done	School hygiene education on-going					2,500			EHU	DA
	6. Carry out Hospitality industries inspection	District wide	16No. Done	Inspection carried out					2,500			EHU	DA
	7. Carry out daily Meat hygiene inspection	District wide	Daily Meat hygiene inspection Done	Meat hygiene inspection carried out					10,500			EHU	DA
	8. Prosecution of sanitary offenders	District wide	7No. Done	Sanitary offenders prosecuted					20,500			EHU	DA
	9. Undertake daily Market inspection	Kpassa	1No. Done	Markets inspected					1,500			EHU	DA
	10. Organise 4No. District staff meetings.	Kpassa	4No. Done	District staff meetings held					5,000			EHU	DA
	11. Procurement of sanitary tools	District wide	1No. Done	Sanitary tools procured					20,000			EHU	DA

Social Development

MDA Programmes and Sub-programmes	Activities (Operations)	Location	Baseline	Output Indicators	Quarterly Time schedule				Indicative Budget			Implementing Agencies	
					1st	2nd	3rd	4th	GoG	IGF	Don	Lead	Collab
	12. Collection and disposal of wastes	District wide	Collection Done on weekly basis	Wastes collected and disposed					150,000			EHU	DA
	13. Organize 1No. workshops for environmental health staff	Kpassa	1No. Done	Workshoporganized					5,000			EHU	**DA**
	14. Organize workshops for food/drink handlers	District wide	1No. Done	Workshop organised					10,000			EHU	DA
	15. Organize clean-up exercise	District wide	4No. Done	Clean up exercise organised					8,500			EHU	DA
	16. Carry out regular public education on solid and liquid waste disposal	District wide	1No. Done	Liquid waste management on-going					150,000			EHU	DA
	17. Construction Of 1no. 12 seater Water Closet Toilet At Damanko Market	Damanko	1No. Done	Facility constructed and in use					150,000			EHU	DA

Social Development

MDA Programmes and Sub-programmes	Activities (Operations)	Location	Baseline	Output Indicators	Quarterly Time schedule				Indicative Budget			Implementing Agencies	
					1st	2nd	3rd	4th	GoG	IGF	Don	Lead	Collab
	18. Repair Of 30No Borehole	District wide	30No. Done	Facilities renovated and in use					80,500.00			DA	EHU
	19. Repair of 4no Boreholes at Nabu And Abunyanya	Nabu And Abunyanya	0No. Done	Facility renovated and in use					7,405.00			DA	EHU
	20. Fumigation	District Wide	1No. Done	Fumigation carried out					200,000			EHU	DA
	21. Sanitation Package	District Wide	1No. Done	Package released					150,000			EHU	DA
	22. Embark on arrest and impounding of stray animals	District Wide	1No. Done	Public pound in place					10,000			EHU	DA
	23. Dislodgement of Public Toilet	District Wide	1No. Done	Dislodgement carried out					80,000			EHU	DA
	24. Renovation of 1No. Meat shop	District Wide	1No. Done	Meat shop in operation					150,000			EHU	DA

Development Dimension: SOCIAL DEVELOPMENT

MDA Programmes and Sub-programmes	Activities (Operations)	Location	Baseline	Output Indicators	Quarterly Time schedule				Indicative Budget			Implementing Agencies	
					1st	2nd	3rd	4th	GoG	IGF	Don	Lead	Collab
Social Services Delivery (SWCD/GFD)	1. Facilitate Payment to school feeding caterers	District wide	12No. Done	School feeding caterers paid					2,400			GSPD	DA
	2. Organize 12No. Monitoring and reporting on school feeding programme	District wide	1No. Done	Monitoring conducted					10,000			GSPD	DA
	3. Support 20 needy but brilliant students living with disability	District wide	17No. Done	Needy but brilliant students living with disability supported					80,000			DSW/CD	DPCU
	4. Sensitization on LEAP expansion and registration of beneficiaries on E-Zwich	District wide	1No. Done	Programme organized					12,500			DSW/CD	GPS GH
	5. Develop Internal Staff Recruitment and Appointments Policy that will ensure that 60% of all Employed Staff /Appointments in the Assembly are Female	District wide	1No. Done	Recruitment policy unbiased to women					1,000			SWCD	DA
	5. Undertake Annual Public Sensitization	District wide	1No. Done	Improve women involvement in					20,000			SWCD	DA

Development Dimension: SOCIAL DEVELOPMENT													
MDA Programmes and Sub-programmes	Activities (Operations)	Location	Baseline	Output Indicators	Quarterly Time schedule				Indicative Budget			Implementing Agencies	
					1st	2nd	3rd	4th	GoG	IGF	Don	Lead	Collab
	program to Educate women and support them to actively participate and political activities and to take leadership roles in the communities and in politics			political activities									
	6. Train Heads of Departments and Units on Gender Responsive Planning and Budgeting	District wide	1No. Done	Improve gender sensitivity in plan preparation among heads of department					20,000			SWCD	DA
	7. Conduct a survey to identify the volume of household choirs assigned to boys and girls and their implications for educational attainment and economic and social development and implement the recommendations	District wide	1No. Done	Records of household choirs assigned to boys and girls available					30,000			SWCD	DA

Development Dimension: SOCIAL DEVELOPMENT													
MDA Programmes and Sub-programmes	Activities (Operations)	Location	Baseline	Output Indicators	Quarterly Time schedule				Indicative Budget			Implementing Agencies	
					1st	2nd	3rd	4th	GoG	IGF	Don	Lead	Collab
	8. Coordinate the disbursement of poverty alleviation funds to ensure that 30% of the amount are received by women for enterprise development	District wide	1No. Done	30% of funds disbursed goes to women					2,000			SWCD	DA
	9. Identify successful female leaders and organise annual forums for them to interact with young girls both in and out of school annually to learn their techniques of attaining their status	District wide	1No. Done	Programme organized					12,500			SWCD	DA
	10. Organize sensitization programs for women artisans, farmers and other tradesmen on how to form and maintain	District wide	1No. Done	Women trained on employable skills					20,000			SWCD	DA

Development Dimension: SOCIAL DEVELOPMENT													
MDA Programmes and Sub-programmes	Activities (Operations)	Location	Baseline	Output Indicators	Quarterly Time schedule				Indicative Budget			Implementing Agencies	
					1st	2nd	3rd	4th	GoG	IGF	Don	Lead	Collab
	associations												
	11. Organize training programme for Heads of Departments and Units on how to mainstream Child Protection Interventions into their Action Plans and how to Monitor and Evaluate the Outcomes of these Interventions	District wide	1No. Done	Training organized					20,000			SWCD	DA
	12. Provide the required logistics and technical support to facilitate the training of caregiver	District wide	1No. Done	Improve capacity of caregiver					30,000			SWCD	DA
	13. Conduct home visits and organize Neighborhood Awareness campaigns to sensitize families	District wide	1No. Done	Programme organized					20,000			SWCD	DA

Development Dimension: SOCIAL DEVELOPMENT													
MDA Programmes and Sub-programmes	Activities (Operations)	Location	Baseline	Output Indicators	Quarterly Time schedule				Indicative Budget			Implementing Agencies	
					1st	2nd	3rd	4th	GoG	IGF	Don	Lead	Collab
	about child protection and associated rules governing child protection												
	14. Provide Administrative Directives, Logistics and Financial support to facilitate the inclusion of boys and girls with special needs in the normal schooling system	District wide	1No. Done	Support provided					40,000			SWCD	DA
	15. Provide funds to support the procurement and facilitate the distribution of Educational Materials meant for the effective education of the orphans, vulnerable children and children with special needs	District wide	1No. Done	Support provided					40,000			SWCD	DA

Development Dimension: SOCIAL DEVELOPMENT														
MDA Programmes and Sub-programmes	Activities (Operations)	Location	Baseline	Output Indicators	Quarterly Time schedule				Indicative Budget			Implementing Agencies	
					1st	2nd	3rd	4th	GoG	IGF	Don	Lead	Collab
	16. Provide the required logistics and secretarial services for the implementation of the District Integrated social services programme for children, families and vulnerable adults	District wide	1No. Done	Support provided					20,000			SWCD	DA
	17. Establish and Procure the needed logistics and funds for the effective functioning of Child Panel and family courts including all related issues	District wide	1No. Done	Panel established					32,000			SWCD	DA
	18. Provide the needed logistics for the monitoring of child labour and child abuse cases and facilitate the successful prosecution of	District wide	1No. Done	Monitoring conducted					20,000			SWCD	DA

Development Dimension: SOCIAL DEVELOPMENT													
MDA Programmes and Sub-programmes	Activities (Operations)	Location	Baseline	Output Indicators	Quarterly Time schedule				Indicative Budget			Implementing Agencies	
					1st	2nd	3rd	4th	GoG	IGF	Don	Lead	Collab
	offenders												
	19. Facilitate resolution of cases of child right abuse and management	District wide	1No. Done	Cases of child right abuse addressed		→			20,000			DSW/CD	NCCE Media DA TA
	20. Organise monthly radio programmes to educate the public and create their awareness against stigma, abuse, discrimination, and harassment of the vulnerable	District wide	1No. Done	Programme organized	→	→	→	→	12,000			SWCD	DA
	21. Sponsor the periodic meetings of the Disability Fund Management Committee to disburse the 3% DACF allocation to the PWDs	District wide	1No. Done	Support provided	→	→	→	→	25,000			SWCD	DA

Development Dimension: SOCIAL DEVELOPMENT													
MDA Programmes and Sub-programmes	Activities (Operations)	Location	Baseline	Output Indicators	Quarterly Time schedule				Indicative Budget			Implementing Agencies	
					1st	2nd	3rd	4th	GoG	IGF	Don	Lead	Collab
	22. Conduct a census of the PWDs in the District	District wide	1No. Done	Disability register available					50,000			SWCD	DA
	23. Train PWDs who are out of School in ICT, Artisanal Skills and other employable areas in order for them to contribute to National Development	District wide	1No. Done	PWDs trained					20,000			SWCD	DA
	24. Provide funds to support interested PWDs stand for elections and facilitate the appointment of PWDs to the General Assembly as Government Appointee	District wide	1No. Done	Support provided					30,000			SWCD	DA
	25. Organize capacity building programmes for PWDs on	District wide	1No. Done	Programme organized					20,000			SWCD	DA

Development Dimension: SOCIAL DEVELOPMENT													
MDA Programmes and Sub-programmes	Activities (Operations)	Location	Baseline	Output Indicators	Quarterly Time schedule				Indicative Budget			Implementing Agencies	
					1st	2nd	3rd	4th	GoG	IGF	Don	Lead	Collab
	governance and democracy												
	26. Support PWDs with start-up capitals for investment	District wide	1No. Done	PWDs supported					80,000			SWCD	DA
	27. Construct Disability Accesses and facilities to all Public Buildings and ensure that all new private properties for commercial purposes are designed with the required facilities and accesses for the PWDs	District wide	1No. Done	Disability access provided to all public facilities					60,000			SWCD	DA
	28. Set aside 10% of the PWDs Funds to support the continuous education of PWDs	District wide	1No. Done	Support provided					2,000			SWCD	DA
	29. Register all NGOs/CBOs/Day care centres in the	District wide	1No. Done	Register available					6,000			DSW/CD	GES NCCE

Development Dimension: SOCIAL DEVELOPMENT													
MDA Programmes and Sub-programmes	Activities (Operations)	Location	Baseline	Output Indicators	Quarterly Time schedule				Indicative Budget			Implementing Agencies	
					1st	2nd	3rd	4th	GoG	IGF	Don	Lead	Collab
	District												

5.3.3: Environment, Infrastructure and Human Settlements

Development Dimension: ENVIRONMENT, INFRASTRUCTURE AND HUMAN SETTLEMENTS													
MDA Programmes and Sub-programmes	Activities (Operations)	Location	Baseline	Output Indicators	Quarterly Time schedule				Indicative Budget			Implementing Agencies	
					1st	2nd	3rd	4th	GoG	IGF	Don	Lead	Collab
Disaster Management GNFS / NADMO	1.Organise 4No.Fire safety Education at Churches/Schools in the district	District wide	4No. Done	Education campaigns on Bushfires improved	→	→	→	→	8,000			NADMO/GNFRS	DA
	2. Organise 4 No. Fire safety Education at Fuel filling stations	District wide	4No. Done	Bushfire volunteer groups re-established	→	→	→	→	2,000			NADMO/GNFRS	DA
	3. Organise 4No. Fire safety Education at K-FM	District wide	4No. Done	Fire safety education carried out	→	→	→	→	2,000			NADMO/GNFRS	DA, GES, Religious

Development Dimension: ENVIRONMENT, INFRASTRUCTURE AND HUMAN SETTLEMENTS													
MDA Programmes and Sub-programmes	Activities (Operations)	Location	Baseline	Output Indicators	Quarterly Time schedule				Indicative Budget			Implementing Agencies	
					1st	2nd	3rd	4th	GoG	IGF	Don	Lead	Collab
													Bodies
	4. Organise 4No. Fire safety Education at Garages/Shops	District wide	4No. Done	Fire safety education carried out	→	→	→	→	2,000			NADMO/GNFRS	DA
	5. Organise 4No. Fire safety Education at Guest Houses	District wide	4No. Done	Fire safety education carried out	→	→	→	→	2,000			NADMO/GNFRS	DA

Development Dimension: ENVIRONMENT, INFRASTRUCTURE AND HUMAN SETTLEMENTS													
MDA Programmes and Sub-programmes	Activities (Operations)	Location	Baseline	Output Indicators	Quarterly Time schedule				Indicative Budget			Implementing Agencies	
					1st	2nd	3rd	4th	GoG	IGF	Don	Lead	Collab
	6. Organise 4No. Fire safety Education at Hospital/Clinics and Health Centres	District wide	4No. Done	Fire safety education carried out					2,000			NADMO/GNFRS	DA
	7.Offer support to disaster victims	District wide	4No. Done	Fire safety education carried out					100,000			NADMO/GNFRS	DA
	8. Organize 4No. Anti-Bush fire sensitization program	District wide	4No. Done	Sensitization programme organized					2,000			NADMO/GNFRS	DA
	9. Organize 4No. Education in communities on the dangers of using chemicals for fishing.	District wide	4No. Done	Sensitization programme organized					2,000			NADMO/GNFRS	DA
	10. Organize 2No. Public education on fire disaster, rain storms, and floods	District wide	4No. Done	Sensitization programme organized					2,000			NADMO/GNFRS	DA
	11. Promote Planting of	District wide	4No. Done	Sensitization programme					2,000			NADMO/G	DA

Development Dimension: ENVIRONMENT, INFRASTRUCTURE AND HUMAN SETTLEMENTS													
MDA Programmes and Sub-programmes	Activities (Operations)	Location	Baseline	Output Indicators	Quarterly Time schedule				Indicative Budget			Implementing Agencies	
					1st	2nd	3rd	4th	GoG	IGF	Don	Lead	Collab
	drought tolerant varieties and tree planting with emphases on cashew,			organized								NFRS	
	12. Promote Use of organic fertilizer,	District wide	4No. Done	Increased in the use of organic fertilizer	→	→	→	→	2,000			NAD MO/G NFRS	DA

Development Dimension: ENVIRONMENT, INFRASTRUCTURE AND HUMAN SETTLEMENTS													
MDA Programmes and Sub-programmes	Activities (Operations)	Location	Baseline	Output Indicators	Quarterly Time schedule				Indicative Budget			Implementing Agencies	
					1st	2nd	3rd	4th	GoG	IGF	Don	Lead	Collab
INFRASTRUCTURE DELIVERY AND DEVELOPMENT DISTRICT WORKS DEPARTMENT(DWD)	1.Undertake reshaping of 30km feeder roads in the district	District wide	17km Done	Roads reshaped	→	→	→	→	200,000			Works Dept	DA
	2.Enforce tricycles and	District wide	1No. Done	Enhanced road safety	→	→	→	→	200,000			GPS	DA

Development Dimension: ENVIRONMENT, INFRASTRUCTURE AND HUMAN SETTLEMENTS													
MDA Programmes and Sub-programmes	Activities (Operations)	Location	Baseline	Output Indicators	Quarterly Time schedule				Indicative Budget			Implementing Agencies	
					1st	2nd	3rd	4th	GoG	IGF	Don	Lead	Collab
	commercial vehicles to procure and install reflectors												
	3. Rehabilitation of 4No. physical assets	District wide	1No. Done	Physical Assets rehabilitated	→	→	→	→	100,000			Works Dept	DA
	4. Provision And Rehabilitation Of 102 Street Light In 3 Selected Communities	District wide	1No. Done	Streetlights provided/Rehabilitated	→	→	→	→	150,000			Works Dept	NEDCO
	5. Extension of electricity to selected communities	District wide	1No. Done	23 communities connected to national grid	→	→	→	→	250,000			Works Dept	NEDCO
	6. Furnishing of all mandatory projects	District wide	1No. Done	All mandatory projects furnished	→	→	→	→	800,000			Works Dept	DA/VRA
	7. Drilling and Installation of Submersible Pumps for Three Boreholes	District Wide	0No. Done	Facility constructed and in use	→	→	→	→	36,102.00			DA	EHU

Development Dimension: ENVIRONMENT, INFRASTRUCTURE AND HUMAN SETTLEMENTS													
MDA Programmes and Sub-programmes	Activities (Operations)	Location	Baseline	Output Indicators	Quarterly Time schedule				Indicative Budget			Implementing Agencies	
					1st	2nd	3rd	4th	GoG	IGF	Don	Lead	Collab
	8. Drilling, construction and Mechanization of 15No. Boreholes	District wide	1No. Done	15No. Boreholes drilled					800,000			Works Dept	DA/VRA
	9. Maintenance of DWD Office	Kpassa	1No. Done	Maintenance exercise carried out					8,000			Works Dept	DA/VRA
	10. Renovation and furnishing of DCE's Bungalows	Kpassa	0No. Done	Construction of DCE's Bungalow Completed					200,000			DA	
	11. Construction of 4-Unit Staff Quarters at Kpassa	District wide	1No. Done	Facility completed and in use					80,000			DA	
	12. Construction of Semi-Detached at Kpassa	Kpassa	1No. Done	Facility completed and in use					80,000	10,000		DA	
	13.Construction Of Fence Wall At Chief Executives Residence, Kpassa	kpassa	1No. Done	Construction work on-going					20,000			DA	

Development Dimension: ENVIRONMENT, INFRASTRUCTURE AND HUMAN SETTLEMENTS														
MDA Programmes and Sub-programmes	Activities (Operations)	Location	Baseline	Output Indicators	Quarterly Time schedule				Indicative Budget			Implementing Agencies	
					1st	2nd	3rd	4th	GoG	IGF	Don	Lead	Collab
	14. Completion Of 1No Semi-Detached Bungalow at Kpassa	Kpassa	0No. Done	Facility completed and in use					8,799.00			DA	
	15. Servicing of equipment	Kpassa	1No. Done	All equipment serviced					8,000			Works Dept	DA/VRA
	16. Fuel for Monitoring and supervision of projects	Kpassa	1No. Done	Fuel for Monitoring and supervision of projects purchased					8,000			Works Dept	DA/VRA

Development Dimension: ENVIRONMENT, INFRASTRUCTURE AND HUMAN SETTLEMENTS													
MDA Programmes and Sub-programmes	Activities (Operations)	Location	Baseline	Output Indicators	Quarterly Time schedule				Indicative Budget			Implementing Agencies	
					1st	2nd	3rd	4th	GoG	IGF	Don	Lead	Collab
INFRASTRUCTURE DELIVERY AND DEVELOPMENT (PHYSICAL PLANNING	1.Implementation of Street Naming and Property Addressing System activities	District wide	1No. Done	SNPA activities Implemented					20,000			PPD	DA

Development Dimension: ENVIRONMENT, INFRASTRUCTURE AND HUMAN SETTLEMENTS													
MDA Programmes and Sub-programmes	Activities (Operations)	Location	Baseline	Output Indicators	Quarterly Time schedule				Indicative Budget			Implementing Agencies	
					1st	2nd	3rd	4th	GoG	IGF	Don	Lead	Collab
DEPARTMENT)	2. Preparation of 1 Sector layouts	Kpassa	1No. Done	Sector layouts prepared					5,000			PPD	DA
	3. Update district and spatial maps	Kpassa	1No. Done	District and Spatial maps updated					8,000			PPD	DA
	4. Conduct 4No. Statutory planning meetings	Kpassa	1No. Done	Thematic maps prepared					5,000			PPD	DA
	5. Undertake Development Control activities	District wide	1No. Done	Development Control activities carried out					2,000			PPD	DA
	6. Procurement of Office supplies	Kpassa	1No. Done	Office Supplies procured					5,000			PPD	DA
	7. Valuation of properties in the District	Kpassa	1No. Done	Valuation of properties carried out					5,000			PPD	DA
	8. Ground Trouthing	Kpassa	1No. Done	Activity carried out					5,000			PPD	DA
	9. Stencilling of Properties(Kpassa Township) phase 1	Kpassa	1No. Done	Activity carried out					5,000			PPD	DA

5.3.4: Governance, Corruption and Public Accountability

Development Dimension: **GOVERNANCE, CORRUPTION AND PUBLIC ACCOUNTABILITY**													
MDA Programmes and Sub-programmes Management And Administration Finance	Activities (Operations)	Location	Baseline	Output Indicators	Quarterly Time schedule				Indicative Budget			Implementing Agencies	
					1st	2nd	3rd	4th	GoG	IGF	Don	Lead	Coll ab
	1.Recruit 10 Revenue/commission Collectors for the 3 Area Councils	District wide	0No. Done	Increase in revenue collectors									
	2. Train 10 Revenue Collectors and Staff of Sub-District Structures in effective revenue collection	District wide	0No. Done	Collectors efficiency enhanced					2,500			DFD	DA
	3. Organize 1No. tax education	Kpassa	3No. Done	Tax education programmes organised					1,500			DFD	DA
	4. Monitor revenue collection for improved revenue to aid investment in LED	All District Market	103No. Done	6No monitoring happened weekly					20,500			DFD	DA

Development Dimension: **GOVERNANCE, CORRUPTION AND PUBLIC ACCOUNTABILITY**													
MDA Programmes and Sub-programmes Management And Administration	Activities (Operations)	Location	Baseline	Output Indicators	Quarterly Time schedule				Indicative Budget			Implementing Agencies	
					1st	2nd	3rd	4th	GoG	IGF	Don	Lead	Collab
	5. Procure logistics for revenue collection and monitoring	Kpassa	2No. Done	Required logistics for revenue collection procured					20,500			DFD	DA
	6. Data collection to compile business and property rate register of the District	Kpassa	3No. Done	Adequate data available on business and property rate					20,500			DFD	DA
	7. Prepare and implement Revenue Improvement Action Plans	Kpassa	1No. Done	Plan prepared and implemented					16,500			DFD	DA
	8. Update the Assembly's revenue register (including registration of SME's)	Kpassa	0No. Done	Assembly's register updated					10,000			DFD	DA
	9. Organize 1No. training for account staff and key staff on prudent financial management	Kpassa	1No. Done	1No. of training programmes held					1,000			DFD	DA

Development Dimension: **GOVERNANCE, CORRUPTION AND PUBLIC ACCOUNTABILITY**													
MDA Programmes and Sub-programmes	Activities (Operations)	Location	Baseline	Output Indicators	Quarterly Time schedule				Indicative Budget			Implementing Agencies	
Management And Administration					1st	2nd	3rd	4th	GoG	IGF	Don	Lead	Coll ab
	10. Prepare and gazette the Annual Fee Fixing Resolution	Kpassa	1No. Done	1No. of Annual Fee fixing resolution prepared and submitted					8,000	2,000		DBA/ DFO	DA

Development Dimension: GOVERNANCE, CORRUPTION AND PUBLIC ACCOUNTABILITY													
MDA Programmes and Sub-programmes	Activities (Operations)	Location	Baseline	Output Indicators	Quarterly Time schedule				Indicative Budget			Implementing Agencies	
					1st	2nd	3rd	4th	GoG	IGF	Don	Lead	Coll ab
Management And Administration (Central Administration)	1. Hold regular 4No. General Assembly meetings quarterly	Kpassa	4No. Done	Assembly meetings held					40,000	10,000		DA	
	2. Hold 4No. Town Hall Meetings at Town/Area Council level	District wide	4No. Done	Town hall meetings held					50,000	10,000		DA	
	3. Construct District administrative office complex	Kpassa	0No. Done	Construction of District Office complex on-going					80,000	20,000		DA	

Development Dimension: GOVERNANCE, CORRUPTION AND PUBLIC ACCOUNTABILITY													
MDA Programmes and Sub-programmes	Activities (Operations)	Location	Baseline	Output Indicators	Quarterly Time schedule				Indicative Budget			Implementing Agencies	
					1st	2nd	3rd	4th	GoG	IGF	Don	Lead	Collab
	4. Provide support to 3 Sub-District structures	District wide	1No. Done	Support provided to sub-District structures					5,000	2,000		DA	
	5. Organize inauguration of 15 Unit Committees	Kpassa	1No. Done	Inauguration of 15 Unit Committees held					20,000			DA	
	6. Organize 1No. capacity building workshop for Assembly members	Kpassa	1No. Done	Capacity building workshop held					40,000			DA	
	7. Organize 1No. 6th March and Senior Citizens Day Celebrations/ Anniversaries	Kpassa	1No. Done	6th March celebration held					20,000			DA	
	8. Procurement of Motorbikes for Hon. Assembly Members	Kpassa	1No. Done	Motor bikes procured and delivered					132,000			DA	
	9. Support Volta Reg. Coord. Council and	Kpassa	1No. Done	Assembly's support to VRCC and					20,000	1,000		DA	

Development Dimension: GOVERNANCE, CORRUPTION AND PUBLIC ACCOUNTABILITY														
MDA Programmes and Sub-programmes	Activities (Operations)	Location	Baseline	Output Indicators	Quarterly Time schedule				Indicative Budget			Implementing Agencies	
					1st	2nd	3rd	4th	GoG	IGF	Don	Lead	Collab
	NALAG activities/ programmes			NALAG activities									
	10. Maintain DA's assets (official vehicles, office equip't etc	Kpassa	1No. Done	DA's Assets maintained					10,000	2,000		DA	
	11. Hold 4 quarterly DPCU meetings and other statutory sub-committee meetings	Kpassa	4No. Done	Quarterly DPCU meetings and other statutory sub-committee meetings held					40,000	2,000		DA	
	12. Hold 4 quarterly LED Platform meetings	Kpassa	4No. Done	Quarterly LED meetings held					8,000	2,000		DA	
	13. Prepare monitoring and evaluation plan	Kpassa	1No. Done	Monitoring and Evaluation Plan prepared and submitted					8,000	2,000		DA	
	14. Carry 4No. out monitoring and evaluation of	Kpassa	1No. Done	Monitoring and evaluation of projects conducted					40,000	5,00		DA	

Development Dimension: GOVERNANCE, CORRUPTION AND PUBLIC ACCOUNTABILITY														
MDA Programmes and Sub-programmes	Activities (Operations)	Location	Baseline	Output Indicators	Quarterly Time schedule				Indicative Budget			Implementing Agencies	
					1st	2nd	3rd	4th	GoG	IGF	Don	Lead	Collab
	projects/activities												
	15. Prepare and submit quarterly and annual progress reports	Kpassa	1No. Done	Quarterly and annual progress report prepared and submitted					10,000			DA	
	16. Rent/provide temporary accommodation for staff	Kpassa	1No. Done	Temporal accommodation provided for staff					30,000			DA	
	17. Prepare and submit 2022 Annual Action Plan	kpassa	1No. Done	Annual Action Plan prepared and submitted					40,000			DA	
	18. Prepare and submit 2022 procurement plan	Kpassa	1No. Done	2020 Procurement Plan prepared and submitted					6,000			DA	
	19. Manage conflict and chieftaincy disputes to maintain peace	Kpassa	1No. Done	Conflict Resolution and chieftaincy dispute managed.					30,000			DA	
	20. Submit quarterly audit reports	Kpassa	1No. Done	Quarterly Audit Reports prepared and submitted					8,000			DA	

Development Dimension: GOVERNANCE, CORRUPTION AND PUBLIC ACCOUNTABILITY														
MDA Programmes and Sub-programmes	Activities (Operations)	Location	Baseline	Output Indicators	Quarterly Time schedule				Indicative Budget			Implementing Agencies	
					1st	2nd	3rd	4th	GoG	IGF	Don	Lead	Collab
	21. Conduct quarterly monitoring and auditing	Kpassa	1No. Done	Quarterly monitoring and auditing conducted					2,000				
	22. Organization of 2-days training for staff on Records Keeping, Filling and Report and Minute writing	Kpassa	2No. Done	training for staff organized					27,862.00			HR	Consultant
	23. Procurement of 4-Printers and One laptop for the operationalization of the Sub-Districts Councils, Environmental health unit and Procurement Unit respectively	Kpassa, Damanko Tinjasi, EHU and Procurement	0No. Done	Printers and One laptop procured					17,997.00			HR	Supplier
	24. Submission of monthly HRMIS Report	Kpassa	1No. Done	Monthly HRMIS Report prepared and submitted					2,000			DA	

Development Dimension: GOVERNANCE, CORRUPTION AND PUBLIC ACCOUNTABILITY													
MDA Programmes and Sub-programmes	Activities (Operations)	Location	Baseline	Output Indicators	Quarterly Time schedule				Indicative Budget			Implementing Agencies	
					1st	2nd	3rd	4th	GoG	IGF	Don	Lead	Collab
	25. Submission 4No, of HRMIS Quarterly and annual reports	Kpassa	1No. Done	4No, of HRMIS Quarterly and annual reports prepared and submitted					5,00				
	26. Prepare and Implement an Anti-Corruption Action Plan	Kpassa	1No. Done	Anti-Corruption Action Plan prepared and implemented					300,000	100,000		DA	
	27. Renovate 3No. Area Council Offices	District wide	1No. Done	3No. Area Council Offices renovated					60,000	20,000		DA	
	28. Procure furniture and Office supplies	Kpassa	1No. Done	Office furniture procured					40,000	10,000		DA	
	29. Preparation of 2022 Composite Budget	Kpassa	1No. Done	2022 Composite Budget prepared and submitted					40,000	10,000		DA	
	30. Gazetting of Fee Fixing Resolutions 2023	Kpassa	1No. Done	2023 fee fixing Resolution Gazetted					40,000	10,000		DA	

Development Dimension: GOVERNANCE, CORRUPTION AND PUBLIC ACCOUNTABILITY														
MDA Programmes and Sub-programmes	Activities (Operations)	Location	Baseline	Output Indicators	Quarterly Time schedule				Indicative Budget			Implementing Agencies	
					1st	2nd	3rd	4th	GoG	IGF	Don	Lead	Collab
	31. Payment of Utilities	Kpassa	1No. Done	Utility bills paid					40,000	10,000		DA	
	32. Training of Assembly Members on Modern Standing Orders/Programme Based Budgeting and Local Participation	Kpassa	1No. Done	Training of Assembly Members on Modern Standing Orders/Programme Based Budgeting and Local Participation held					40,000	10,000		DA	
	33. Support Traditional Council in organizing the Annual Yam Festival	Kpassa	1No. Done	1No. Annual Yam Festival supported					40,000	10,000		DA	
	34. Support the Center for National Culture to organize cultural festival and display	Kpassa	1No. Done	Center for National Culture supported to organize cultural festival and display					40,000	10,000		DA	

Development Dimension: GOVERNANCE, CORRUPTION AND PUBLIC ACCOUNTABILITY														
MDA Programmes and Sub-programmes	Activities (Operations)	Location	Baseline	Output Indicators	Quarterly Time schedule				Indicative Budget			Implementing Agencies	
					1st	2nd	3rd	4th	GoG	IGF	Don	Lead	Collab
	35. Prepare a workplace Environmental Safety Plan 2022	Kpassa	1No. Done	2020 workplace Environmental Safety Plan prepared and submitted					40,000	10,000		DA	
	36. Procure 3No. laptops	Kpassa	1No. Done	5No. laptops procured					40,000	10,000		DA	
	37.Workshop/seminar/training/meetings	Kpassa	1No. Done	Workshop/seminar/training/meetings held					40,000	10,000		DA	
	38. Allocation to Sub-district structures	Kpassa	0No. Done	Allocated					50,000			DA	

Table 5.4: ANNUAL ACTION PLAN (AAP) 2025

5.4.1: Economic Dimension

Economic Development													
MDA **Programmes and Sub-programmes**	**Activities (Operations)**	**Location**	**Baseline**	**Output Indicators**	**Quarterly Time schedule**				**Indicative Budget**			**Implementing Agencies**	
					1st	**2nd**	**3rd**	**4th**	**GoG**	**IGF**	**Don**	**Lead**	**Col.**
Economic Development **(Trade And Industry)**	1.Farmers Day Celebrations	District wide	1No. Done	20 Community Artisans					40,000.00			DA	DAD

Economic Development													
MDA Programmes and Sub-programmes	**Activities (Operations)**	**Location**	**Baseline**	**Output Indicators**	**Quarterly Time schedule**				**Indicative Budget**			**Implementing Agencies**	
					1st	**2nd**	**3rd**	**4th**	**GoG**	**IGF**	**Don**	**Lead**	**Col.**
				trained									
	2.Promotion of Local Economic Development (LED) Activities	Kpassa	3No. done	Support for SMEs provided					12,000			DPCU	DA
	3. Provision and Rehabilitation of streetlight in Selected communities	District Wide	4No. done	Streetlight functional					50,000			DPCU	DA
	4. Organize 2No. Business forum	Kpassa	1No. done	LED Activities undertaken					40,000			DPCU	FD
	5. Construction of 180m, 0.9 X 1.2 U Drain, Filling, levelling, Slopping and Compacting at Kpassa New Market	Kpassa	1No. Done	Eliminate flooding at the Kpassa New Market					217,669.00			DPCU	DWD
	6. Construction of 1No. 4unit Bathroom with 5,000 litres Capacity Poly Tank and soak	Kpassa	0No. Done	Facility constructed and in operation					62,221.00			DPCU	DWD

Economic Development													
MDA **Programmes and Sub-programmes**	**Activities (Operations)**	**Location**	**Baseline**	**Output Indicators**	**Quarterly Time schedule**				**Indicative Budget**			**Implementing Agencies**	
					1st	**2nd**	**3rd**	**4th**	**GoG**	**IGF**	**Don**	**Lead**	**Col.**
	away system at Kpassa New Market												
	7. Construction of 2No 40unit Market Sheds at Kpassa New Market for Cocoa-Ase traders	Kpassa	0No. Done	Shed constructed and in use	→	→	→	→	295,000.00			DPCU	DWD
	8. Grading, Filling and Leveling of Timber Market in Kpassa	Kpassa	0No. Done	Market graded	→	→	→	→	50,000			DPCU	DWD
	9. Grading, Filling and Leveling of Damanko New Market	Damanko	0No. Done	Market graded	→	→	→	→	50,000			DPCU	DWD
	10. Creation Of Access Roads At Kpassa New Market	Kpassa	0No. Done	Access road created	→	→	→	→	154,000			DPCU	DWD
	11. Construction Of 4No Cereal Storage Facility At Kpassa New Market	Kpassa	0No. Done	Facility constructed	→	→	→	→	154,000			DPCU	DWD

Economic Development													
MDA **Programmes and Sub-programmes**	**Activities (Operations)**	**Location**	**Baseline**	**Output Indicators**	**Quarterly Time schedule**				**Indicative Budget**			**Implementing Agencies**	
					1st	**2nd**	**3rd**	**4th**	**GoG**	**IGF**	**Don**	**Lead**	**Col.**
	12. Identification, development and operationalization of potential tourism site in the District to boost revenue	District Wide	1No. Done	Tourist in operation	→	→	→	→	40,000			DPCU	DWD
	13. Liaise with networks operators to increase the broadband, bandwidth and speed of connections in the District	District Wide	0No. Done	Network coverage increase by 10%	→	→	→	→	20,000			DPCU	DWD

ECONOMIC DEVELOPMENT													
MDA Programmes and Sub-programmes	Activities (Operations)	Location	Baseline	Output Indicators	Quarterly Time schedule				Indicative Budget			Implementing Agencies	
					1st	2nd	3rd	4th	GoG	IGF	Don.	Lead	Col.
Economic Development **(District Department Of Agriculture)**	1.Conduct 5,000 farm and home visit by 8 AEAs	District Wide	1234 no. done	No. of farm and home visits	→	→	→	→	2000			DADU	DA
	2. Train 25 FBOs in group formation and	District Wide	5 no. done	Training Held	→	→	→	→	2000			DADU	DA

ECONOMIC DEVELOPMENT													
MDA Programmes and Sub-programmes	Activities (Operations)	Location	Baseline	Output Indicators	Quarterly Time schedule				Indicative Budget			Implementing Agencies	
					1st	2nd	3rd	4th	GoG	IGF	Don.	Lead	Col.
	dynamics												
	3. Field supervision, planning and co-ordination by DDA	District Wide	124no. done	Field Supervision, Planning and coordination done	→	→	→	→	1500			DADU	DA
	4. Identify and register farmers in the district (Development of farmers' register	District Wide	4no. done	Farmer registration done	→	→	→	→	1200			DADU	DA
	5. Maintain and repair one official vehicle	District Wide	2no. done	Vehicle maintained	→	→	→	→	2000			DADU	DA
	6. Organized Training on improved housing for animals organized for livestock farmers	District Wide	0 no. done	Training on livestock done	→	→	→	→	2050			DADU	DA
	7. Vaccinate 10,000, animals against PPR, Newcastle,	District Wide	1no. done	Vaccination of animals done	→	→	→	→	15,000			DADU	DA

ECONOMIC DEVELOPMENT													
MDA Programmes and Sub-programmes	Activities (Operations)	Location	Baseline	Output Indicators	Quarterly Time schedule				Indicative Budget			Implementing Agencies	
					1st	2nd	3rd	4th	GoG	IGF	Don.	Lead	Col.
	CBPP, Rabbis												
	8. Facilitate the dissemination and adoption of SLM at the farm level	District Wide	1no. done	Facilitation of SLM adoption done	→	→	→	→	14,000			DADU	DA
	9. Organize training in maize and rice production technologies technical staff	District Wide	0 no. done	Maize and rice production training held	→	→	→	→	15,000			DADU	DA
	10. Procurement and Supply of subsidized fertilizers under planting for Food an Jobs programme (NPK AND UREA)	District Wide	0 no. done	Fertilizers procured and supplied	→	→	→	→	10,000			DADU	DA
	11. Monitoring, evaluation and reporting of implementation of the Planting for food and jobs	District Wide	758 no. done	12No. Monitoring conducted	→	→	→	→	20,000			DADU	DA

ECONOMIC DEVELOPMENT													
MDA Programmes and Sub-programmes	Activities (Operations)	Location	Baseline	Output Indicators	Quarterly Time schedule				Indicative Budget			Implementing Agencies	
					1st	2nd	3rd	4th	GoG	IGF	Don.	Lead	Col.
	12. Procurement Supply of improved seeds and seedlings to farmers under planting for Food an Jobs programme	District Wide	800 no. done	Improved seeds and seedlings procured and supplied	→	→	→	→	200,000			DADU	DA
	13. Support farmers to cultivate selected crops for domestic and industrial purposes.	District Wide	6no. done	Farmers supported	→	→	→	→	20,000			DPCU	DADU
	14. Establish 3 demonstrations on 12 steps in maize production with beneficiary farmers	District Wide	0no. done	3No. demonstrations on 12 steps in maize production with beneficiary farmersEstablished	→	→	→	→	200,000			DA	DADU
	15. Take inventory of existing small to medium scale irrigation schemes	District Wide	0no. done	Data collected and collated	→	→	→	→			800	DADU	MAG

ECONOMIC DEVELOPMENT													
MDA Programmes and Sub-programmes	Activities (Operations)	Location	Baseline	Output Indicators	Quarterly Time schedule				Indicative Budget			Implementing Agencies	
					1st	2nd	3rd	4th	GoG	IGF	Don.	Lead	Col.
	16. Train and supervise 2 seed growers to produce certified rice seed	District Wide	0no. done	Seed growers trained							800	DADU	MAG
	17. Support 50 number of farmers to cultivate rice for domestic and industrial purposes	District Wide	0no. done	Farmers supported							2,000	DADU	MAG
	18. Embark on pest and disease surveillance in rice growing communities in the 9 operational areas	District Wide	0no. done	Surveillance conducted							8,000	DADU	MAG
	19. Train and supervise activities of 9 technical staff on listing of farmers, crop cutting and yield studies on	District Wide	0no. done	Training and supervision done							4,000	DADU	MAG

ECONOMIC DEVELOPMENT													
MDA Programmes and Sub-programmes	Activities (Operations)	Location	Baseline	Output Indicators	Quarterly Time schedule				Indicative Budget			Implementing Agencies	
					1st	2nd	3rd	4th	GoG	IGF	Don.	Lead	Col.
	rice												
	20. Organize 4No sensitization programs on occupational safety, health and environmental issues.	District Wide	0no. done	Training conducted	→	→	→	→			8,000	DADU	MAG
	21. Organize 4No climate smart agricultural practices.	District Wide	0no. done	Training conducted	→	→	→	→			4,000	DADU	MAG
	22. Organize 1No district planning session.	District Wide	0no. done	Planning session done	→	→	→	→			1,000	DADU	MAG
	23. Organize 4No Dissemination on the Use of neem leaves in preserving grains (maize and cowpea).	District Wide	0no. done	Dissemination done	→	→	→	→			4,000	DADU	MAG

ECONOMIC DEVELOPMENT													
MDA Programmes and Sub-programmes	Activities (Operations)	Location	Baseline	Output Indicators	Quarterly Time schedule				Indicative Budget			Implementing Agencies	
					1st	2nd	3rd	4th	GoG	IGF	Don.	Lead	Col.
	24. Organize 4No Dissemination on the Chemical control of the weed called (locally) five-thousand at 2-4 leaf stage of growth.	District Wide	0no. done	Dissemination done							4,000	DADU	MAG
	25. Organize 4No Dissemination on the Early harvesting of rice to reduce breaking during milling	District Wide	0no. done	Dissemination done							4,000	DADU	MAG
	26. Organize 5No engagement on farmer constraints/problems identified for research	District Wide	0no. done	Farmers needs assessment conducted							5,000	DADU	MAG
	27. Organize 4No. dissemination of improved	District Wide	0no. done	Dissemination done							4,000	DADU	MAG

ECONOMIC DEVELOPMENT													
MDA Programmes and Sub-programmes	Activities (Operations)	Location	Baseline	Output Indicators	Quarterly Time schedule				Indicative Budget			Implementing Agencies	
					1st	2nd	3rd	4th	GoG	IGF	Don.	Lead	Col.
	technologies to farmers												
	28. Organize 1No. Training on Improved technology adopted on Row planting,	District Wide	0no. done	Training programme organized							280	DADU	MAG
	29. Training on Fall Armyworm management,	District Wide	0no. done	Training programme organized							600	DADU	MAG
	30. Facilitate and supervise the establishment of 5 ac woodlot per Processor Based Organization per operational area	District Wide	0no. done	Facilitation done							1,000	DADU	MAG
	31. Improved technology adopted on Planting of improved varieties	District Wide	0no. done	Training programme organized							600	DADU	MAG

ECONOMIC DEVELOPMENT													
MDA Programmes and Sub-programmes	Activities (Operations)	Location	Baseline	Output Indicators	Quarterly Time schedule				Indicative Budget			Implementing Agencies	
					1st	2nd	3rd	4th	GoG	IGF	Don.	Lead	Col.
	32. Improved technology adopted on Timely application of fertilizers	District Wide	0no. done	Training programme organized							1,500	DADU	MAG
	33. Facilitate the formation of 1 cassava value chain platform in the District	District Wide	0no. done	Use of Solar Dryers for drying cassava peels demonstrated							600	DADU	MAG
	34. Supervise 9 technical staff to collect data on cassava production in all enumeration areas by 2 DAOs	District Wide	0no. done	Data on cassava collected and collated							1,000	DADU	MAG
	35. Planting For Export And Rural Development 50,000 cashew seedlings for distribution (712 acres)	District Wide	0no. done	Facilitation done							4,000	DADU	MAG

ECONOMIC DEVELOPMENT													
MDA Programmes and Sub-programmes	Activities (Operations)	Location	Baseline	Output Indicators	Quarterly Time schedule				Indicative Budget			Implementing Agencies	
					1st	2nd	3rd	4th	GoG	IGF	Don.	Lead	Col.
	36. Train 9 AEAs and 3 DAOs in the use of affordable local housing units for livestock rural poultry farmers in each operational area	District Wide	0no. done	Training programme organized							4,000	DADU	MAG
	37. Train 9 extension and 1 veterinary technical staff and 50 livestock farmers in the prevention of scheduled livestock and rural poultry diseases	District Wide	0no. done	Training done.							5,000	DADU	MAG
	38. Train 9 extension and 1 veterinary technical staff and fifty livestock farmers in the preparation of agro by-	District Wide	0no. done	Training done.							4,000	DADU	MAG

ECONOMIC DEVELOPMENT													
MDA Programmes and Sub-programmes	Activities (Operations)	Location	Baseline	Output Indicators	Quarterly Time schedule				Indicative Budget			Implementing Agencies	
					1st	2nd	3rd	4th	GoG	IGF	Don.	Lead	Col.
	products (cassava peels ,groundnuts leaves, rice husk and bran, orange pulp, etc.) to feed animals												
	39. Facilitate poultry farmer's access to vaccines, drugs and feed in the district	District Wide	0no. done	Facilitation done	→	→	→	→			400	DADU	MAG
	40. Nursing and Distribution of 100,000 Cashew and Mango seedlings	Wuni	0no. done	Nursing and Distribution done	→	→	→	→			100, 000	DADU	GPSNP
	41. Maintenance of 40 Acre Cashew Plantations	Damanko Mama Akura Abuyanya	0no. done	Cashew Plantations established	→	→	→	→			400, 000	DADU	GPSNP
	42. Support Sangroma Tree Plantations Programme	Sibi, Damanko and Pibilla	0no. done	Woodlot Plantations established	→	→	→	→			40,000	Sagroma	DADU

ECONOMIC DEVELOPMENT													
MDA Programmes and Sub-programmes	Activities (Operations)	Location	Baseline	Output Indicators	Quarterly Time schedule				Indicative Budget			Implementing Agencies	
					1st	2nd	3rd	4th	GoG	IGF	Don.	Lead	Col.
	43. Maintenance of the district Mango and Cashew Plantations	Abuyanya and Wuni	1No. Done	Sensitization programme organized	→	→	→		20,000			DADU	DA

5.4.2: Social Dimension

Social Development													
MDA Programmes and Sub-programmes	Activities (Operations)	Location	Baseline	Output Indicators	Quarterly Time schedule				Indicative Budget			Implementing Agencies	
					1st	2nd	3rd	4th	GoG	IGF	Don	Lead	Col.
Social Services Delivery (Education Dept.)	1.Support to STMIE programme for sixty (60) pupils	District wide	1No. Done	Support to STMIE done	→	→	→	→	18,000			DED	DA
	2. Organize 1No. district wide INSET program	District wide	1No. Done	District INSET Program organized	→	→	→	→	10,000			DED	DA
	3. Undertake 4No. Periodic monitoring and supervision in all basic schools.	District wide	4No. Done	Periodic monitoring done	→	→	→	→	2,500			DED	DA

Social Development

MDA Programmes and Sub-programmes	Activities (Operations)	Location	Baseline	Output Indicators	Quarterly Time schedule				Indicative Budget			Implementing Agencies	
					1st	2nd	3rd	4th	GoG	IGF	Don	Lead	Col.
	4. Conduct 3No. district wide common exams for basic schools	District wide	1No. Done	District wide common entrance exam held					20,000			DED	DA
	5. Support organization of annual quiz competition	District wide	1No. Done	Quiz competition organized					20,000			DED	DA
	6. Conduct orientation for 100 newly trained teachers	District wide	1No. Done	Orientation held					40,000			DED	DA
	7. Organized 1No. training on effective classroom Management for teachers	District wide	1No. Done	Support for training of 100 teachers done					2,000			DED	DA
	8. My First Day At School.	District wide	1No. Done	Programme organized					8,000			DED	DA
	9. A 2 day ADEOP WORKSHOP	District wide	1No. Done	Programme organized					3,000			DED	DA
	10. Organize 1No. Sensitization of	District wide	1No. Done	Programme organized					130,000			DED	DA

Social Development													
MDA Programmes and Sub-programmes	Activities (Operations)	Location	Baseline	Output Indicators	Quarterly Time schedule				Indicative Budget			Implementing Agencies	
					1st	2nd	3rd	4th	GoG	IGF	Don	Lead	Col.
	Moslem women on girl Child Education												
	11. Procure and distribute (600) tables and chairs to selected basic schools (dual desk)	District wide	1No. Done	Programme organized					130,000			DED	DA
	12. Procurement and supply of Teaching and Learning materials	District wide	1No. Done	Programme organized					130,000			DED	DA
	13. Hold stakeholder engagement with mission and private schools, CBOs in the education sector in the district	District wide	1No. Done	Programme organized					130,000			DED	DA
	14. Conduct in-service training and capacity workshops for 50 teachers	District wide	1No. Done	Programme organized					130,000			DED	DA

Social Development

MDA Programmes and Sub-programmes	Activities (Operations)	Location	Baseline	Output Indicators	Quarterly Time schedule				Indicative Budget			Implementing Agencies	
					1st	2nd	3rd	4th	GoG	IGF	Don	Lead	Col.
	15. Construction of 1No. Education Office complex At Kpassa	Kpassa	0No. Done	Facility constructed and in use					1,300,000			DED	DA
	16. Completion of 1no. 3unit Classroom Block With Store And Office At Najingon	Najingon	0No. Done	Facility constructed and in use					130,000			DED	DA
	17. Construction of 3-Unit classroom Block, Office and Store at Gborsike	Gborsike	0No. Done	Facility constructed and in use					50,000			DED	DA
	18. Completion Of 1No. 3unit Classroom Block With Office And Store And 3seater Kvip Latrine At Sibi Central	Sibi Central	0No. Done	Facility constructed and in use					100,000			DED	DA
	19. Completion Of 1No. 3unit Classroom Block With Office And	Gbango Akura	0No. Done	Facility constructed and in use					100,000			DED	DA

Social Development

MDA Programmes and Sub-programmes	Activities (Operations)	Location	Baseline	Output Indicators	Quarterly Time schedule				Indicative Budget			Implementing Agencies	
					1st	2nd	3rd	4th	GoG	IGF	Don	Lead	Col.
	Store And 4seater Kvip Latrine At Gbango Akura												
	20. Construction of 6-Unit Classroom Block with Ancillary Facilities at Nabu	Nabu	0No. Done	Facility constructed and in use	→	→	→	→	50,000			DED	DA
	21. Construction of 1No. 6-unit classroom block at	Kofi Akura	1No. Done	Facility constructed and in use	→	→	→	→				DED	DA
	22. Construction of Teachers Quarter at Nabu	Nabu	1No. Done	Facility constructed	→	→	→	→	5,000			DED	DA
	23. Renovation of 4No 3-Unit Classroom Block, Office and Store District Wide	District Wide	3No. Done	Damages restored and facilities in use	→	→	→	→	180,127.00			DED	DA
	24. Renovation of 3No 6-Unit Classroom Block, Office and Store	District Wide	1No. Done	Damages restored and facilities in use	→	→	→	→	90,127.00			DED	DA

Social Development													
MDA Programmes and Sub-programmes	Activities (Operations)	Location	Baseline	Output Indicators	Quarterly Time schedule				Indicative Budget			Implementing Agencies	
					1st	2nd	3rd	4th	GoG	IGF	Don	Lead	Col.
	District Wide												
	25. Procurement and Supply of 200 Mono Desk for JHS in the District	District Wide	4No. Done	Mono Desk procured and distributed	→	→	→	→	82,127.00			DED	DA
	26. Procurement and Supply of 80 Round Table and 320 Chairs for KGs	District Wide	4No. Done	Round Table procured and distributed	→	→	→	→	82,127.00			DED	DA

Development Dimension: SOCIAL DEVELOPMENT													
MDA Programmes and Sub-programmes	Activities (Operations)	Location	Baseline	Output Indicators	Quarterly Time schedule				Indicative Budget			Implementing Agencies	
					1st	2nd	3rd	4th	GoG	IGF	Don	Lead	Collab
Social Services Delivery **(District Health Directorate)**	1.Procure logistics and equipment for the new CHPS compound	District wide	1No. Done	Logistics and equipment procured	→	→	→	→	10,000			DHD	DA
	2. Embark on Bi-quarterly malnutrition Campaign	District wide	1No. Done	Bi-quarterly malnutrition campaign held	→	→	→	→	2,500			DHD	DA

Development Dimension: SOCIAL DEVELOPMENT														
MDA Programmes and Sub-programmes	Activities (Operations)	Location	Baseline	Output Indicators	Quarterly Time schedule				Indicative Budget			Implementing Agencies	
					1st	2nd	3rd	4th	GoG	IGF	Don	Lead	Collab
	3. Health education in schools and health facilities on the causes, effects and prevention of malaria.	District wide	1No. Done	Bi-quarterly malnutrition campaign held					20,500			DHD	DA
	4. Health education on the importance of using the Long lasting insecticide Net(LLIN) and Continues distribution of LLIN to pregnant women and children	District wide	1No. Done	World Malaria day held					20,000			DHD	DA
	5. Surveillance for risk detection	District wide	0No. Done	Surveillance conducted					50,000			DHD	DA
	6. Risk communication and social distancing	District wide	1No. Done	Risk communicated					2,500			DHD	DA
	7. Conduct 4No. quarterly HIV review meetings	District wide	1No. Done	Quarterly facility monitoring done					1,500			DHD	DA

Development Dimension: SOCIAL DEVELOPMENT													
MDA Programmes and Sub-programmes	Activities (Operations)	Location	Baseline	Output Indicators	Quarterly Time schedule				Indicative Budget			Implementing Agencies	
					1st	2nd	3rd	4th	GoG	IGF	Don	Lead	Collab
	8. Organize 4No. Quarterly monitoring of PMTCT Centre	Kpassa	1No. Done	Land titles prepared					5,000			DHD	DA
	9. Organize World AIDS day	Kpassa	1No. Done	Quarterly HIV review meetings held					2,000			DHD	DA
	10. Support Persons Living with HIV/AIDS	District wide	1No. Done	Quarterly monitoring done					2,500			DHD	DA
	11. Preparation and submission of quarterly HIV/AIDS activities reports	District wide	1No. Done	Sensitisation Workshop held					6,000			DHD	DA
	12. Establishment of Quarantine centre for COVID-19 case management	Kpassa	1No. Done	Quarantine centre Established					20,000			DHD	DA
	13. Procurement Hand Washing Facilities(Veronica Bucket, Hand Sanitizers and	District wide	1No. Done	Hand Washing Facilities Procured					40,000			DHD	DA

Development Dimension: SOCIAL DEVELOPMENT													
MDA Programmes and Sub-programmes	Activities (Operations)	Location	Baseline	Output Indicators	Quarterly Time schedule				Indicative Budget			Implementing Agencies	
					1st	2nd	3rd	4th	GoG	IGF	Don	Lead	Collab
	Others)												
	14. Procurement of PPEs(Nose Marks, Gun Thermometer and Others)	District wide	1No. Done	PPEs Procured					6,000			DHD	DA
	15. Support to COVID-19 Rapid Response Team	District wide	1No. Done	Rapid Response Team Supported					16,000			DHD	DA
	16. Carry out Disinfection and Burial	District wide	1No. Done	Disinfection and Burial Carried out					20,000			DHD	DA
	17. Undertake Surveillance on communicable disease	District wide	1No. Done	Surveillance on communicable disease undertaken					6,000			DHD	DA
	18. Supply of logistics for EPI and NID activities	District wide	1No. Done	Logistics for EPI and NID activities Supplied					10,000			DHD	DA
	19. Organize Training of Community Health Management Committee	District wide	1No. Done	Community training organized					6,000			DHD	DA

Development Dimension: SOCIAL DEVELOPMENT													
MDA Programmes and Sub-programmes	Activities (Operations)	Location	Baseline	Output Indicators	Quarterly Time schedule				Indicative Budget			Implementing Agencies	
					1st	2nd	3rd	4th	GoG	IGF	Don	Lead	Collab
	Members												
	20. Furnishing of all consulting rooms in the various health centers with TB screening tools and sputum containers	District wide	1No. Done	Facilities furnished	→	→	→	→	6,000			DHD	DA
	21. Organize TB/HIV education in schools, churches and communities	District wide	1No. Done	Programme organized	→	→	→	→	12,000			DHD	DA
	22. Regular active case search for all diseases of public health importance in all identified prayer camps and shrines where patients are admitted	District wide	1No. Done	Activities carried out	→	→	→	→	15,000			DHD	DA

Development Dimension: SOCIAL DEVELOPMENT													
MDA Programmes and Sub-programmes	Activities (Operations)	Location	Baseline	Output Indicators	Quarterly Time schedule				Indicative Budget			Implementing Agencies	
					1st	2nd	3rd	4th	GoG	IGF	Don	Lead	Collab
	23. Health education and counseling on Family planning motivation	District wide	1No. Done	Education held	→	→	→	→	16,000			DHD	DA
	24. Construction of Maternity home with Mechanized Borehole at Sibi Central	Sibi Central	1No. Done	Facility completed and in use	→	→	→	→	30,000			DHD	DA
	25. Construction of CHPS Compound at Azua	Azua	1No. Done	Facility completed and in use	→	→	→	→	50,000			DHD	DA
	26. Construction of CHPS Compound at Obuja	Obuja	1No. Done	Facility completed and in use	→	→	→	→	100,000			DHD	DA
	27. Construction of CHPS Compound at Abunyanya	Abunyanya	1No. Done	Facility completed and in use				→	150,000			DHD	DA

Development Dimension: SOCIAL DEVELOPMENT

MDA Programmes and Sub-programmes	Activities (Operations)	Location	Baseline	Output Indicators	Quarterly Time schedule				Indicative Budget			Implementing Agencies	
					1st	2nd	3rd	4th	GoG	IGF	Don	Lead	Collab
SOCIAL SERVICES DELIVERY (EHU)	1.Acquisition and documentation of final disposal sites for liquid and solid wastes	District wide	0No. Done	Site documentation available					40,000			EHU	DA
	2. Organise 1No. Medical screening of 1000 food/drink vendors	District wide	4No. Done	Programme organized					1,000			EHU	DA
	3. House to house inspection of 500 households	District wide	4No. Done	House to House inspection done					5,000			EHU	DA
	4. Conduct 4No. quarterly Monitoring of CLTS activities	District wide	4No. Done	Monitoring of CLTS activities carried out					2,500			EHU	DA
	5. Undertake School hygiene education	District wide	20No. Done	School hygiene education on-going					2,500			EHU	DA
	6. Carry out Hospitality industries inspection	District wide	16No. Done	Inspection carried out					2,500			EHU	DA
	7. Carry out daily Meat	District wide	Daily Meat hygiene	Meat hygiene inspection					10,500			EHU	DA

Development Dimension: SOCIAL DEVELOPMENT													
MDA Programmes and Sub-programmes	Activities (Operations)	Location	Baseline	Output Indicators	Quarterly Time schedule				Indicative Budget			Implementing Agencies	
					1st	2nd	3rd	4th	GoG	IGF	Don	Lead	Collab
	hygiene inspection		inspection Done	carried out									
	8. Prosecution of sanitary offenders	District wide	7No. Done	Sanitary offenders prosecuted					20,500			EHU	DA
	9. Undertake daily Market inspection	Kpassa	1No. Done	Markets inspected					1,500			EHU	DA
	10. Organise 4No. District staff meetings.	Kpassa	4No. Done	District staff meetings held					5,000			EHU	DA
	11. Procurement of sanitary tools	District wide	1No. Done	Sanitary tools procured					20,000			EHU	DA
	12. Collection and disposal of wastes	District wide	Collection Done on weekly basis	Wastes collected and disposed					150,000			EHU	DA
	13. Organize 1No. workshops for environmental health staff	Kpassa	1No. Done	Workshop organised					5,000			EHU	DA
	14. Organize workshops for food/drink handlers	District wide	1No. Done	Workshop organised					10,000			EHU	DA

Development Dimension: SOCIAL DEVELOPMENT														
MDA Programmes and Sub-programmes	Activities (Operations)	Location	Baseline	Output Indicators	Quarterly Time schedule				Indicative Budget			Implementing Agencies	
					1st	2nd	3rd	4th	GoG	IGF	Don	Lead	Collab
	15. Organize clean-up exercise	District wide	4No. Done	Clean up exercise organised					8,500			EHU	DA
	16. Carry out regular public education on solid and liquid waste disposal	District wide	1No. Done	Liquid waste management on-going					150,000			EHU	DA
	17. Construction Of 1no. 12 seater Water Closet Toilet At Damanko Market	Damanko	1No. Done	Facility constructed and in use					150,000			EHU	DA
	18. Repair Of 30No Borehole	District wide	30No. Done	Facilities renovated and in use					80,500.00			DA	EHU
	19. Repair of 4no Boreholes at Nabu And Abunyanya	Nabu And Abunyanya	0No. Done	Facility renovated and in use					7,405.00			DA	EHU
	20. Fumigation	District Wide	1No. Done	Fumigation carried out					200,000			EHU	DA
	21. Sanitation Package	District Wide	1No. Done	Package released					150,000			EHU	DA

Development Dimension: SOCIAL DEVELOPMENT														
MDA Programmes and Sub-programmes	Activities (Operations)	Location	Baseline	Output Indicators	Quarterly Time schedule				Indicative Budget			Implementing Agencies	
					1st	2nd	3rd	4th	GoG	IGF	Don	Lead	Collab
	22. Embark on arrest and impounding of stray animals	District Wide	1No. Done	Public pound in place					10,000			EHU	DA
	23. Dislodgement of Public Toilet	District Wide	1No. Done	Dislodgement carried out					80,000			EHU	DA
	24. Renovation of 1No. Meat shop	District Wide	1No. Done	Meat shop in operation					150,000			EHU	DA

Development Dimension: SOCIAL DEVELOPMENT													
MDA Programmes and Sub-programmes	Activities (Operations)	Location	Baseline	Output Indicators	Quarterly Time schedule				Indicative Budget			Implementing Agencies	
					1st	2nd	3rd	4th	GoG	IGF	Don	Lead	Collab
SOCIAL SERVICES DELIVERY (SWCD/GFD)	1. Facilitate Payment to school feeding caterers	District wide	12No. Done	School feeding caterers paid					2,400			GSPD	DA
	2. Organize 12No. Monitoring and reporting on school feeding programme	District wide	1No. Done	Monitoring conducted					10,000			GSPD	DA

Development Dimension: SOCIAL DEVELOPMENT													
MDA Programmes and Sub-programmes	Activities (Operations)	Location	Baseline	Output Indicators	Quarterly Time schedule				Indicative Budget			Implementing Agencies	
					1st	2nd	3rd	4th	GoG	IGF	Don	Lead	Collab
	3. Support 20 needy but brilliant students living with disability	District wide	17No. Done	Needy but brilliant students living with disability supported					80,000			DSW/CD	DPCU
	4. Sensitization on LEAP expansion and registration of beneficiaries on E-Zwich	District wide	1No. Done	Programme organized					12,500			DSW/CD	GPS GH
	5. Develop Internal Staff Recruitment and Appointments Policy that will ensure that 60% of all Employed Staff /Appointments in the Assembly are Female	District wide	1No. Done	Recruitment policy unbiased to women					1,000			SWCD	DA
	5. Undertake Annual Public Sensitization program to Educate women and support them to actively participate and political activities	District wide	1No. Done	Improve women involvement in political activities					20,000			SWCD	DA

Development Dimension: SOCIAL DEVELOPMENT													
MDA Programmes and Sub-programmes	Activities (Operations)	Location	Baseline	Output Indicators	Quarterly Time schedule				Indicative Budget			Implementing Agencies	
					1st	2nd	3rd	4th	GoG	IGF	Don	Lead	Collab
	and to take leadership roles in the communities and in politics												
	6. Train Heads of Departments and Units on Gender Responsive Planning and Budgeting	District wide	1No. Done	Improve gender sensitivity in plan preparation among heads of department					20,000			SWCD	DA
	7. Conduct a survey to identify the volume of household choirs assigned to boys and girls and their implications for educational attainment and economic and social development and implement the recommendations	District wide	1No. Done	Records of household choirs assigned to boys and girls available					30,000			SWCD	DA
	8. Coordinate the disbursement of poverty alleviation funds to ensure that 30% of the amount	District wide	1No. Done	30% of funds disbursed goes to women					2,000			SWCD	DA

Development Dimension: SOCIAL DEVELOPMENT													
MDA Programmes and Sub-programmes	Activities (Operations)	Location	Baseline	Output Indicators	Quarterly Time schedule				Indicative Budget			Implementing Agencies	
					1st	2nd	3rd	4th	GoG	IGF	Don	Lead	Collab
	are received by women for enterprise development												
	9. Identify successful female leaders and organise annual forums for them to interact with young girls both in and out of school annually to learn their techniques of attaining their status	District wide	1No. Done	Programme organized	→	→	→	→	12,500			SWCD	DA
	10. Organize sensitization programs for women artisans, farmers and other tradesmen on how to form and maintain associations	District wide	1No. Done	Women trained on employable skills	→	→	→	→	20,000			SWCD	DA
	11. Organize training programme for	District wide	1No. Done	Training organized	→	→	→	→	20,000			SWCD	DA

Development Dimension: SOCIAL DEVELOPMENT													
MDA Programmes and Sub-programmes	Activities (Operations)	Location	Baseline	Output Indicators	Quarterly Time schedule				Indicative Budget			Implementing Agencies	
					1st	2nd	3rd	4th	GoG	IGF	Don	Lead	Collab
	Heads of Departments and Units on how to mainstream Child Protection Interventions into their Action Plans and how to Monitor and Evaluate the Outcomes of these Interventions												
	12. Provide the required logistics and technical support to facilitate the training of caregiver	District wide	1No. Done	Improve capacity of caregiver					30,000			SWCD	DA
	13. Conduct home visits and organize Neighborhood Awareness campaigns to sensitize families about child protection and associated rules governing child protection	District wide	1No. Done	Programme organized					20,000			SWCD	DA

Development Dimension: SOCIAL DEVELOPMENT														
MDA Programmes and Sub-programmes	Activities (Operations)	Location	Baseline	Output Indicators	Quarterly Time schedule				Indicative Budget			Implementing Agencies	
					1st	2nd	3rd	4th	GoG	IGF	Don	Lead	Collab
	14. Provide Administrative Directives, Logistics and Financial support to facilitate the inclusion of boys and girls with special needs in the normal schooling system	District wide	1No. Done	Support provided	→	→	→		40,000			SWCD	DA
	15. Provide funds to support the procurement and facilitate the distribution of Educational Materials meant for the effective education of the orphans, vulnerable children and children with special needs	District wide	1No. Done	Support provided	→	→	→		40,000			SWCD	DA
	16. Provide the required logistics and secretarial services for the implementation of	District wide	1No. Done	Support provided	→	→	→		20,000			SWCD	DA

Development Dimension: SOCIAL DEVELOPMENT													
MDA Programmes and Sub-programmes	Activities (Operations)	Location	Baseline	Output Indicators	Quarterly Time schedule				Indicative Budget			Implementing Agencies	
					1st	2nd	3rd	4th	GoG	IGF	Don	Lead	Collab
	the District Integrated social services programme for children, families and vulnerable adults												
	17. Establish and Procure the needed logistics and funds for the effective functioning of Child Panel and family courts including all related issues	District wide	1No. Done	Panel established	→	→	→		32,000			SWCD	DA
	18. Provide the needed logistics for the monitoring of child labour and child abuse cases and facilitate the successful prosecution of offenders	District wide	1No. Done	Monitoring conducted	→	→	→		20,000			SWCD	DA
	19. Facilitate resolution of cases of child right abuse	District wide	1No. Done	Cases of child right abuse addressed		→			20,000			DSW/CD	NCCE Med

Development Dimension: SOCIAL DEVELOPMENT													
MDA Programmes and Sub-programmes	Activities (Operations)	Location	Baseline	Output Indicators	Quarterly Time schedule				Indicative Budget			Implementing Agencies	
					1st	2nd	3rd	4th	GoG	IGF	Don	Lead	Collab
	and management												ia DA TA
	20. Organise monthly radio programmes to educate the public and create their awareness against stigma, abuse, discrimination, and harassment of the vulnerable	District wide	1No. Done	Programme organized	→	→	→		12,000			SWCD	DA
	21. Sponsor the periodic meetings of the Disability Fund Management Committee to disburse the 3% DACF allocation to the PWDs	District wide	1No. Done	Support provided	→	→	→		25,000			SWCD	DA
	22. Conduct a census of the PWDs in the District	District wide	1No. Done	Disability register available	→	→	→		50,000			SWCD	DA

Development Dimension: SOCIAL DEVELOPMENT														
MDA Programmes and Sub-programmes	Activities (Operations)	Location	Baseline	Output Indicators	Quarterly Time schedule				Indicative Budget			Implementing Agencies	
					1st	2nd	3rd	4th	GoG	IGF	Don	Lead	Collab
	23. Train PWDs who are out of School in ICT, Artisanal Skills and other employable areas in order for them to contribute to National Development	District wide	1No. Done	PWDs trained					20,000			SWCD	DA
	24. Provide funds to support interested PWDs stand for elections and facilitate the appointment of PWDs to the General Assembly as Government Appointee	District wide	1No. Done	Support provided					30,000			SWCD	DA
	25. Organize capacity building programmes for PWDs on governance and democracy	District wide	1No. Done	Programme organized					20,000			SWCD	DA
	26. Support PWDs with start-up	District wide	1No. Done	PWDs supported					80,000			SWCD	DA

Development Dimension: SOCIAL DEVELOPMENT													
MDA Programmes and Sub-programmes	Activities (Operations)	Location	Baseline	Output Indicators	Quarterly Time schedule				Indicative Budget			Implementing Agencies	
					1st	2nd	3rd	4th	GoG	IGF	Don	Lead	Collab
	capitals for investment												
	27. Construct Disability Accesses and facilities to all Public Buildings and ensure that all new private properties for commercial purposes are designed with the required facilities and accesses for the PWDs	District wide	1No. Done	Disability access provided to all public facilities					60,000			SWCD	DA
	28. Set aside 10% of the PWDs Funds to support the continuous education of PWDs	District wide	1No. Done	Support provided					2,000			SWCD	DA
	29. Register all NGOs/CBOs/Day care centres in the District	District wide	1No. Done	Register available					6,000			DSW/CD	GES NCCE

Table 5.4.3: Environment, Infrastructure and Human Settlements

Development Dimension: ENVIRONMENT, INFRASTRUCTURE AND HUMAN SETTLEMENTS													
MDA Programmes and Sub-programmes	Activities (Operations)	Location	Baseline	Output Indicators	Quarterly Time schedule				Indicative Budget			Implementing Agencies	
					1st	2nd	3rd	4th	GoG	IGF	Don	Lead	Collab
Disaster Management (GNFS/NADMO)	1.Organise 4No.Fire safety Education at Churches/Schools in the district	District wide	4No. Done	Education campaigns on Bushfires improved	→	→	→	→	8,000			NADMO/GNFRS	DA
	2. Organise 4 No. Fire safety Education at Fuel filling stations	District wide	4No. Done	Bushfire volunteer groups re-established	→	→	→	→	2,000			NADMO/GNFRS	DA
	3. Organise 4No. Fire safety Education at K-FM	District wide	4No. Done	Fire safety education carried out	→	→	→	→	2,000			NADMO/GNFRS	DA, GES, Religious Bodies
	4. Organise 4No. Fire safety Education at Garages/Shops	District wide	4No. Done	Fire safety education carried out	→	→	→	→	2,000			NADMO/GNFRS	DA
	5. Organise 4No. Fire safety Education at Guest Houses	District wide	4No. Done	Fire safety education carried out	→	→	→	→	2,000			NADMO/GNFRS	DA

Development Dimension: ENVIRONMENT, INFRASTRUCTURE AND HUMAN SETTLEMENTS														
MDA Programmes and Sub-programmes	Activities (Operations)	Location	Baseline	Output Indicators	Quarterly Time schedule				Indicative Budget			Implementing Agencies	
					1st	2nd	3rd	4th	GoG	IGF	Don	Lead	Collab
	6. Organise 4No. Fire safety Education at Hospital/Clinics and Health Centres	District wide	4No. Done	Fire safety education carried out	→	→	→	→	2,000			NAD MO/G NFRS	DA
	7.Offer support to disaster victims	District wide	4No. Done	Fire safety education carried out	→	→	→	→	100,000			NAD MO/G NFRS	DA
	8. Organize 4No. Anti-Bush fire sensitization program	District wide	4No. Done	Sensitization programme organized	→	→	→	→	2,000			NAD MO/G NFRS	DA
	9. Organize 4No. Education in communities on the dangers of using chemicals for fishing.	District wide	4No. Done	Sensitization programme organized	→	→	→	→	2,000			NAD MO/G NFRS	DA
	10. Organize 2No. Public education on fire disaster, rain storms, and floods	District wide	4No. Done	Sensitization programme organized	→	→	→	→	2,000			NAD MO/G NFRS	DA
	11. Promote Planting of	District wide	4No. Done	Sensitization programme	→	→	→	→	2,000			NAD MO/G	DA

Development Dimension: ENVIRONMENT, INFRASTRUCTURE AND HUMAN SETTLEMENTS														
MDA Programmes and Sub-programmes	Activities (Operations)	Location	Baseline	Output Indicators	Quarterly Time schedule				Indicative Budget			Implementing Agencies	
					1st	2nd	3rd	4th	GoG	IGF	Don	Lead	Collab
	drought tolerant varieties and tree planting with emphases on cashew,			organized								NFRS	
	12. Promote Use of organic fertilizer,	District wide	4No. Done	Increased in the use of organic fertilizer	→	→	→	→	2,000			NAD MO/G NFRS	DA

Development Dimension: ENVIRONMENT, INFRASTRUCTURE AND HUMAN SETTLEMENTS														
MDA Programmes and Sub-programmes	Activities (Operations)	Location	Baseline	Output Indicators	Quarterly Time schedule				Indicative Budget			Implementing Agencies	
					1st	2nd	3rd	4th	GoG	IGF	Don	Lead	Collab
Infrastructure Delivery And Development **District Works Department(DWD)**	1.Undertake reshaping of 30km feeder roads in the district	District wide	17km Done	Roads reshaped	→	→	→	→	200,000			Works Dept	DA
	2.Enforce tricycles and	District wide	1No. Done	Enhanced road safety	→	→	→	→	200,000			GPS	DA

Development Dimension: ENVIRONMENT, INFRASTRUCTURE AND HUMAN SETTLEMENTS													
MDA Programmes and Sub-programmes	Activities (Operations)	Location	Baseline	Output Indicators	Quarterly Time schedule				Indicative Budget			Implementing Agencies	
					1st	2nd	3rd	4th	GoG	IGF	Don	Lead	Collab
	commercial vehicles to procure and install reflectors												
	3. Rehabilitation of 4No. physical assets	District wide	1No. Done	Physical Assets rehabilitated	→	→	→	→	100,000			Works Dept	DA
	4. Provision And Rehabilitation Of 102 Street Light In 3 Selected Communities	District wide	1No. Done	Streetlights provided/Rehabilitated	→	→	→	→	150,000			Works Dept	NEDCO
	5. Extension of electricity to selected communities	District wide	1No. Done	23 communities connected to national grid	→	→	→	→	250,000			Works Dept	NEDCO
	6. Furnishing of all mandatory projects	District wide	1No. Done	All mandatory projects furnished	→	→	→	→	800,000			Works Dept	DA/VRA
	7. Drilling and Installation of Submersible Pumps for Three Boreholes	District Wide	0No. Done	Facility constructed and in use	→	→	→	→	36,102.00			DA	EHU

Development Dimension: ENVIRONMENT, INFRASTRUCTURE AND HUMAN SETTLEMENTS													
MDA Programmes and Sub-programmes	Activities (Operations)	Location	Baseline	Output Indicators	Quarterly Time schedule				Indicative Budget			Implementing Agencies	
					1st	2nd	3rd	4th	GoG	IGF	Don	Lead	Collab
	8. Drilling, construction and Mechanization of 15No. Boreholes	District wide	1No. Done	15No. Boreholes drilled					800,000			Works Dept	DA/VRA
	9. Maintenance of DWD Office	Kpassa	1No. Done	Maintenance exercise carried out					8,000			Works Dept	DA/VRA
	10. Renovation and furnishing of DCE's Bungalows	Kpassa	0No. Done	Construction of DCE's Bungalow Completed					200,000			DA	
	11. Construction of 4-Unit Staff Quarters at Kpassa	District wide	1No. Done	Facility completed and in use					80,000			DA	
	12. Construction of Semi-Detached at Kpassa	Kpassa	1No. Done	Facility completed and in use					80,000	10,000		DA	
	13.Construction Of Fence Wall At Chief Executives Residence, Kpassa	kpassa	1No. Done	Construction work on-going					20,000			DA	

Development Dimension: ENVIRONMENT, INFRASTRUCTURE AND HUMAN SETTLEMENTS														
MDA Programmes and Sub-programmes	Activities (Operations)	Location	Baseline	Output Indicators	Quarterly Time schedule				Indicative Budget			Implementing Agencies	
					1st	2nd	3rd	4th	GoG	IGF	Don	Lead	Collab
	14. Completion Of 1No Semi-Detached Bungalow at Kpassa	Kpassa	0No. Done	Facility completed and in use	→	→	→		8,799.00			DA	
	15. Servicing of equipment	Kpassa	1No. Done	All equipment serviced	→	→	→		8,000			Works Dept	DA/VRA
	16. Fuel for Monitoring and supervision of projects	Kpassa	1No. Done	Fuel for Monitoring and supervision of projects purchased	→	→	→		8,000			Works Dept	DA/VRA

Development Dimension: ENVIRONMENT, INFRASTRUCTURE AND HUMAN SETTLEMENTS													
MDA Programmes and Sub-programmes	Activities (Operations)	Location	Baseline	Output Indicators	Quarterly Time schedule				Indicative Budget			Implementing Agencies	
					1st	2nd	3rd	4th	GoG	IGF	Don	Lead	Collab
Infrastructure Delivery And Development **(Physical Planning Department)**	1.Implementation of Street Naming and Property Addressing System activities	District wide	1No. Done	SNPA activities Implemented	→	→	→		20,000			PPD	DA

Development Dimension: ENVIRONMENT, INFRASTRUCTURE AND HUMAN SETTLEMENTS													
MDA Programmes and Sub-programmes	Activities (Operations)	Location	Baseline	Output Indicators	Quarterly Time schedule				Indicative Budget			Implementing Agencies	
					1st	2nd	3rd	4th	GoG	IGF	Don	Lead	Collab
	2. Preparation of 1 Sector layouts	Kpassa	1No. Done	Sector layouts prepared	→	→	→	→	5,000			PPD	DA
	3. Update district and spatial maps	Kpassa	1No. Done	District and Spatial maps updated	→	→	→	→	8,000			PPD	DA
	4. Conduct 4No. Statutory planning meetings	Kpassa	1No. Done	Thematic maps prepared	→				5,000			PPD	DA
	5. Undertake Development Control activities	District wide	1No. Done	Development Control activities carried out	→	→	→	→	2,000			PPD	DA
	6. Procurement of Office supplies	Kpassa	1No. Done	Office Supplies procured	→				5,000			PPD	DA
	7. Valuation of properties in the District	Kpassa	1No. Done	Valuation of properties carried out	→				5,000			PPD	DA
	8. Ground Trouthing	Kpassa	1No. Done	Activity carried out	→				5,000			PPD	DA
	9. Stencilling of Properties(Kpassa Township) phase 1	Kpassa	1No. Done	Activity carried out	→				5,000			PPD	DA

5.4.4: Governance, Corruption and Public Accountability

Governance, Corruption And Public Accountability													
Programmes And Sub-Programmes	Activities (Operations)	Location	Baseline	Output Indicators	Quarterly Time schedule				Indicative Budget			Implementing Agencies	
					1st	2nd	3rd	4th	GoG	IGF	Don	Lead	Collab
Management And Administration **Finance**	1.Recruit 10 Revenue/commission Collectors for the 3 Area Councils	District wide	0No. Done	Increase in revenue collectors									
	2. Train 10 Revenue Collectors and Staff of Sub-District Structures in effective revenue collection	District wide	0No. Done	Collectors efficiency enhanced					2,500			DFD	DA
	3. Organize 1No. tax education	Kpassa	3No. Done	Tax education programmes organised					1,500			DFD	DA
	4. Monitor revenue collection for improved revenue to aid investment in LED	All District Market	103No. Done	6No monitoring happened weekly					20,500			DFD	DA

Governance, Corruption And Public Accountability													
Programmes And Sub-Programmes	Activities (Operations)	Location	Baseline	Output Indicators	Quarterly Time schedule				Indicative Budget			Implementing Agencies	
					1st	2nd	3rd	4th	GoG	IGF	Don	Lead	Collab
Management And	5. Procure logistics for revenue collection and monitoring	Kpassa	2No. Done	Required logistics for revenue collection procured					20,500			DFD	DA
	6. Data collection to compile business and property rate register of the District	Kpassa	3No. Done	Adequate data available on business and property rate					20,500			DFD	DA
	7. Prepare and implement Revenue Improvement Action Plans	Kpassa	1No. Done	Plan prepared and implemented					16,500			DFD	DA
	8. Update the Assembly's revenue register (including registration of SME's)	Kpassa	0No. Done	Assembly's register updated					10,000			DFD	DA
	9. Organize 1No. training for account staff and key staff on prudent financial management	Kpassa	1No. Done	1No. of training programmes held					1,000			DFD	DA

Governance, Corruption And Public Accountability													
Programmes And Sub-Programmes	Activities (Operations)	Location	Baseline	Output Indicators	Quarterly Time schedule				Indicative Budget			Implementing Agencies	
					1st	2nd	3rd	4th	GoG	IGF	Don	Lead	Collab
Management And	10. Prepare and gazette the Annual Fee Fixing Resolution	Kpassa	1No. Done	1No. of Annual Fee fixing resolution prepared and submitted	→	→	→		8,000	2,000		DBA/ DFO	DA

Governance, Corruption And Public Accountability													
MDA Programmes and Sub-programmes	Activities (Operations)	Location	Baseline	Output Indicators	Quarterly Time schedule				Indicative Budget			Implementing Agencies	
					1st	2nd	3rd	4th	GoG	IGF	Don	Lead	Collab
Management and Administration	1. Hold regular 4No. General Assembly meetings quarterly	Kpassa	4No. Done	Assembly meetings held	→	→	→		40,000	10,000		DA	
(Central Administration)	2. Hold 4No. Town Hall Meetings at Town/Area Council level	District wide	4No. Done	Town hall meetings held	→	→	→		50,000	10,000		DA	
	3. Construct District administrative office complex	Kpassa	0No. Done	Construction of District Office complex on-going	→	→	→		80,000	20,000		DA	

Governance, Corruption And Public Accountability														
MDA Programmes and Sub-programmes	Activities (Operations)	Location	Baseline	Output Indicators	Quarterly Time schedule				Indicative Budget			Implementing Agencies	
					1st	2nd	3rd	4th	GoG	IGF	Don	Lead	Collab
	4. Provide support to 3 Sub-District structures	District wide	1No. Done	Support provided to sub-District structures	→	→	→	→	5,000	2,000		DA	
	5. Organize inauguration of 15 Unit Committees	Kpassa	1No. Done	Inauguration of 15 Unit Committees held	→	→	→	→	20,000			DA	
	6. Organize 1No. capacity building workshop for Assembly members	Kpassa	1No. Done	Capacity building workshop held	→	→	→	→	40,000			DA	
	7. Organize 1No. 6th March and Senior Citizens Day Celebrations/ Anniversaries	Kpassa	1No. Done	6th March celebration held	→	→	→	→	20,000			DA	
	8. Procurement of Motorbikes for Hon. Assembly Members	Kpassa	1No. Done	Motor bikes procured and delivered	→	→	→	→	132,000			DA	
	9. Support Volta Reg. Coord. Council and	Kpassa	1No. Done	Assembly's support to VRCC and	→	→	→	→	20,000	1,000		DA	

Governance, Corruption And Public Accountability													
MDA Programmes and Sub-programmes	Activities (Operations)	Location	Baseline	Output Indicators	Quarterly Time schedule				Indicative Budget			Implementing Agencies	
					1st	2nd	3rd	4th	GoG	IGF	Don	Lead	Collab
	NALAG activities/ programmes			NALAG activities									
	10. Maintain DA's assets (official vehicles, office equip't etc	Kpassa	1No. Done	DA's Assets maintained					10,000	2,000		DA	
	11. Hold 4 quarterly DPCU meetings and other statutory sub-committee meetings	Kpassa	4No. Done	Quarterly DPCU meetings and other statutory sub-committee meetings held					40,000	2,000		DA	
	12. Hold 4 quarterly LED Platform meetings	Kpassa	4No. Done	Quarterly LED meetings held					8,000	2,000		DA	
	13. Prepare monitoring and evaluation plan	Kpassa	1No. Done	Monitoring and Evaluation Plan prepared and submitted					8,000	2,000		DA	
	14. Carry 4No. out monitoring and evaluation	Kpassa	1No. Done	Monitoring and evaluation of projects					40,000	5,00		DA	

Governance, Corruption And Public Accountability													
MDA Programmes and Sub-programmes	Activities (Operations)	Location	Baseline	Output Indicators	Quarterly Time schedule				Indicative Budget			Implementing Agencies	
					1st	2nd	3rd	4th	GoG	IGF	Don	Lead	Collab
	of projects/activities			conducted									
	15. Prepare and submit quarterly and annual progress reports	Kpassa	1No. Done	Quarterly and annual progress report prepared and submitted	→	→	→	→	10,000			DA	
	16. Rent/provide temporary accommodation for staff	Kpassa	1No. Done	Temporal accommodation provided for staff	→	→	→	→	30,000			DA	
	17. Prepare and submit 2022 Annual Action Plan	kpassa	1No. Done	Annual Action Plan prepared and submitted	→	→	→	→	40,000			DA	
	18. Prepare and submit 2022 procurement plan	Kpassa	1No. Done	2020 Procurement Plan prepared and submitted	→	→	→	→	6,000			DA	
	19. Manage conflict and chieftaincy disputes to maintain peace	Kpassa	1No. Done	Conflict Resolution and chieftaincy dispute managed.	→	→	→	→	30,000			DA	
	20. Submit quarterly audit	Kpassa	1No. Done	Quarterly Audit Reports	→	→	→	→	8,000			DA	

Governance, Corruption And Public Accountability

MDA Programmes and Sub-programmes	Activities (Operations)	Location	Baseline	Output Indicators	Quarterly Time schedule				Indicative Budget			Implementing Agencies	
					1st	2nd	3rd	4th	GoG	IGF	Don	Lead	Collab
	reports			prepared and submitted									
	21. Conduct quarterly monitoring and auditing	Kpassa	1No. Done	Quarterly monitoring and auditing conducted	→	→	→	→	2,000				
	22. Organization of 2-days training for staff on Records Keeping, Filling and Report and Minute writing	Kpassa	2No. Done	training for staff organized	→	→	→	→	27,862.00			HR	Consultant
	23. Procurement of 4-Printers and One laptop for the operationalization of the Sub-Districts Councils, Environmental health unit and Procurement Unit respectively	Kpassa, Damanko Tinjasi, EHU and Procurement	0No. Done	Printers and One laptop procured	→	→	→	→	17,997.00			HR	Supplier
	24. Submission of monthly HRMIS Report	Kpassa	1No. Done	Monthly HRMIS Report prepared and	→	→	→	→	2,000			DA	

Governance, Corruption And Public Accountability													
MDA Programmes and Sub-programmes	Activities (Operations)	Location	Baseline	Output Indicators	Quarterly Time schedule				Indicative Budget			Implementing Agencies	
					1st	2nd	3rd	4th	GoG	IGF	Don	Lead	Collab
				submitted									
	25. Submission 4No, of HRMIS Quarterly and annual reports	Kpassa	1No. Done	4No, of HRMIS Quarterly and annual reports prepared and submitted	→	→	→	→	5,00				
	26. Prepare and Implement an Anti-Corruption Action Plan	Kpassa	1No. Done	Anti-Corruption Action Plan prepared and implemented	→	→	→	→	300,000	100,000		DA	
	27. Renovate 3No. Area Council Offices	District wide	1No. Done	3No. Area Council Offices renovated	→	→	→	→	60,000	20,000		DA	
	28. Procure furniture and Office supplies	Kpassa	1No. Done	Office furniture procured	→	→	→	→	40,000	10,000		DA	
	29. Preparation of 2022 Composite Budget	Kpassa	1No. Done	2022 Composite Budget prepared and submitted	→	→	→	→	40,000	10,000		DA	
	30. Gazetting of Fee Fixing	Kpassa	1No. Done	2023 fee fixing Resolution	→	→	→	→	40,000	10,000		DA	

Governance, Corruption And Public Accountability														
MDA Programmes and Sub-programmes	Activities (Operations)	Location	Baseline	Output Indicators	Quarterly Time schedule				Indicative Budget			Implementing Agencies	
					1st	2nd	3rd	4th	GoG	IGF	Don	Lead	Collab
	Resolutions 2023			Gazetted									
	31. Payment of Utilities	Kpassa	1No. Done	Utility bills paid	→	→	→		40,000	10,000		DA	
	32. Training of Assembly Members on Modern Standing Orders/Programme Based Budgeting and Local Participation	Kpassa	1No. Done	Training of Assembly Members on Modern Standing Orders/Programme Based Budgeting and Local Participation held	→	→	→		40,000	10,000		DA	
	33. Support Traditional Council in organizing the Annual Yam Festival	Kpassa	1No. Done	1No. Annual Yam Festival supported	→	→	→		40,000	10,000		DA	
	34. Support the Center for National Culture to organize cultural festival and display	Kpassa	1No. Done	Center for National Culture supported to organize cultural festival and display	→	→	→		40,000	10,000		DA	

Governance, Corruption And Public Accountability														
MDA Programmes and Sub-programmes	Activities (Operations)	Location	Baseline	Output Indicators	Quarterly Time schedule				Indicative Budget			Implementing Agencies	
					1st	2nd	3rd	4th	GoG	IGF	Don	Lead	Collab
	35. Prepare a workplace Environmental Safety Plan 2022	Kpassa	1No. Done	2020 workplace Environmental Safety Plan prepared and submitted					40,000	10,000		DA	
	36. Procure 3No. laptops	Kpassa	1No. Done	5No. laptops procred					40,000	10,000		DA	
	37.Workshop/seminar/training/meetings	Kpassa	1No. Done	Workshop/seminar/training/meetings held					40,000	10,000		DA	
	38. Allocation to Sub-district structures	Kpassa	0No. Done	Allocated					50,000			DA	

5.5 ANNUAL ACTION PLAN

5.5.1: Economic Dimension

Indicators	Indicator Definition	Indicator Type	Baseline 2021	Targets				Disaggregation	Monitoring Frequency	Responsibility
				2022	2023	2024	2025			
LTNDP Goal: Build a Prosperous Society										
2022-2025 NMTDF Objective: Ensure improved fiscal performance and sustainability										
% increase in IGF collected and allocated for LED	The annual change in the amount collected as IGF and allocated for LED activities	Outcome indicator	180,000.00	10%	15%	20%	25%		Quarterly	DCD
% increase in amount of Development Partner and NGO funds contribution to MTDP implementation	How much have DPs, Private Investors and NGO contributed to the total expenditure of Assembly	Outcome indicator	800,000.00	10%	15%	20%	25%		Annually	DCD
% of DA Expenditure within MTDP budget	How much of DA Expenditure was in annual budget of Assembly	Outcome indicator	95%	96%	98%	99%	100 %		Annually	DCD
Comprehensive Database of Businesses available	Indicate whether a database containing relevant information on all categories of businesses is created	Outcome indicator	Yes	Yes	Yes	Yes	Yes		Annually	DCD
% increase in Internally Generated Revenue	How much additional IGF was collected over the previous year	Outcome indicator	85%	15%	25%	25%	25%		Annually	DFO
Objective 2: Ensure energy availability and reliability										
% change in number of households with access	Number of households connected to national grid against the total number	Outcome	57.1%	72.1	80%	88%	92.3		Quarterly	DWE

Indicators	Indicator Definition	Indicator Type	Baseline 2021	Targets				Disaggregation	Monitoring Frequency	Responsibility
				2022	2023	2024	2025			
to electricity	of households	indicator		%			%			
Objective 3: Enhance Business Enabling Environment										
% increase in the number of market shed for traders.	Total number of traders who have been relocated to permanent and standard shed	Outcome indicator	21%	51%	60%	65%	70%		Quarterly	DCD
Proportion of unemployed youth benefiting from skills/ apprenticeship and entrepreneurial training	The number unemployed youth benefiting from skills/entrepreneurial training as against the total number of unemployed youth	Outcome indicator	10.03%	12.%	15%	17%	20%	Male: 78 Female: 22	Quarterly	DCD
Objective 4: Support Entrepreneurship and SME Development										
Unemployment rate reduced	Total number of people who are looking for and are available for work as a percentage of the total number of people who are economically active	Outcome indicator	4.0%	3.8%	3.6%	3.4%	3.0%		Quarterly	MPO
Objective 5: Improve production efficiency and yield										
Percentage (%) increase in yield of selected crops, livestock and fish CROP -Maize	Annual growth in the volumes of crops and the number of livestock produced as a % of previous year's	Outcome indicator	5,069.00MT	5%	5%	5%	5%		Annually	MDA

Indicators	Indicator Definition	Indicator Type	Baseline 2021	Targets 2022	2023	2024	2025	Disaggregation	Monitoring Frequency	Responsibility
Rice(milled) -Cassava -Tomato -Groundnut -Mango -Yam			6,323.99MT 20,500.00 MT 6,400.00MT 350.00MT 3,080.00MT 12,901,738.04MT	5% 5% 2% 1% 2% 5%	5% 5% 2% 1% 2% 5%	7% 5% 2% 1% 2% 5%	10% 5% 2% 1% 2% 5%			
Objective 6: Enhance the application of science, technology and innovation										
% of farmers using ICT for improved production	The number of farmers using ICT in their production and marketing as a percentage on the total number of farmers	Outcome indicator	0%	1%	1.2%	5%	10%		Annually	DCD
Objective 7: Promote agriculture as a viable business among the youth										
Number of Youth engaged agri-businesses	Total number of people between the ages of 15 to 45 years engaged in agriculture related businesses	Outcome indicator	26,702	27,000	27,000	29,000	30,000	M-: 14,287 F:12,415	Annually	DCD

Indicators	Indicator Definition	Indicator Type	Baseline 2021	Targets 2022	2023	2024	2025	Disaggregation	Monitoring Frequency	Responsibility
Number of Youth trained in improved processing, packaging and marketing of agricultural products	Total number of people between the ages of 15 to 45 trained in improved processing, packaging and marketing of agricultural products	Outcome indicator	102	300	300	300	300	M 145 F 155	Annually	DDA
Number of youth accessing credit as Start-Up-Capital from financial institutions	Total number of people between the ages of 15 to 45 who have received funds from Financial Institutions	Outcome indicator	92	200	200	200	200	M 100 F 100	Annually	DDA
Proportion of young farmers with improved access to land for agriculture development	The number of young farmers with improved access land as against the total young farmers with no improved access to land for agriculture development	Outcome indicator	2%	3%	9%	15%	20%		Annually	DDA
Objective 8: Promote livestock and poultry development for food security and income generation										
% increase in yield of selected crops, livestock and fish ANIMAL -Cattle -Small Ruminants -Poultry -PIG	The annual increase/ decrease in the yield of crops and livestock	Outcome indicator	50,134.00 14,000 90,400 12,667.0	0.5% 1.5% 2% 5%	0.5% 1.5% 5% 5%	0.5% 1.5% 9% 5%	0.5% 1.5% 12% 5%		Annually	DDA

Indicators	Indicator Definition	Indicator Type	Baseline 2021	Targets				Disaggregation	Monitoring Frequency	Responsibility
				2022	2023	2024	2025			
			0							
Objective 9: Diversify and expand the tourism industry for economic development										
Number of tourist site operationalized	Number tourist site identified which have development and in operation for revenue generation.	Outcome indicator	1	3	3	4	5		Annually	MDA
Number of reported cases of tourism related sex	Total number of tourism related sex incidences at the various tourist sites	Outcome indicator	0	0	0	0	0		Annually	DCD
% reduction in teenage pregnancies in communities hosting tourism sites	Annual reduction in the number of teenagers becoming pregnant as a % of the previous year's	Outcome indicator							Annually	DCD

5.3.2: Social Development

LTNDP Goal: Create opportunities for all										
2022-2025 NMTDF Objective 11:Enhance inclusive and equitable access to, and participation in quality education at all levels										
Gross Enrolment Rate- Primary	The number of pupils/students at a given level of schooling-regardless of age as a proportion of the number of children in relevant age groups	Outcome indicator	80.2%	85.2%	90%	95%	100%	Boys: 79.2%, Girls:	Annually	DDE

-JSS -SSS			65.6% 39.1%	68% 50%	72% 60%	76% 70%	80% 80%	84%Boys: 65.0%, Girls: 68%Boys: 58.3%, Girls: 42%		
Net Admission Rate in Primary Schools	Indicates Primary One enrolment of pupils aged 6 years	Outcome indicator	64.8%	70%	75%	80%	85%	Boys:63.0% Girls: 65.6%	Annually	DDE
Pupil-Teacher ratio at: Primary JHS SHS	The ratio of pupils to teaching staff at various levels	Outcome indicator	1:25 1:20	1:29 1:30	1:30 1:32	1:35 1:35	1:35 1:35		Annually	DDE
% increase in Educational attainment of Persons with Special Needs improved	The annual increase in the number of PWDs attaining secondary levels of education and higher	Outcome indicator	16.5%	20%	25%	30%	40%	Males: 22.6 Females: 15.3%	Annually	DDE
% increase in the performance of Science, Technology, Engineering and Mathematics (STEM) and ICT education in basic and secondary levels	The annual increase in students pass rate in STEM and ICT at BECE and WASSCE as a % of the previous year's	Impact indicator	English: 32% Maths.: 65% Science: 64%	34% 35% 30%	38% 40% 35%	42% 45% 40%	45% 50% 45%		Annually	DDE

% increase in the BECE Results	The annual percentage improvement in pupils' performance at BECE in all subjects	Impact indicator	22.%	25%	30%	35%	40%	Boys: 45% Girls: %	Annually	DDE
Proportion of the youth with Technical and Vocational Skills	The number of youth with technical and vocational skills as a proportion of the total number of youth	Outcome indicator	1.9%	2.3%	3%	3.5%	4%	Males: 2.5% Female: 1.9%	Annually	DDE
Objective 12: Strengthen school management systems										
District Directorate of Education, Youth & Sports and Library Services established	Whether or not the District Directorate of Education, Youth and Sports is operational	Outcome indicator	Yes	Yes	Yes	Yes	Yes		Annually	DDE
% increase in net admission rate at primary schools	Indicates primary one enrolment of pupils aged 6 years	Outcome indicator	64.8%	70%	80%	85%	90%	Boys: 63.0% Girls: 65.6%	Annually	DDE
Objective 13: Ensure affordable, equitable, easily accessible and Universal Health Coverage (UHC)										
% of Population with improved Access to primary health service delivery	The number of people in the District who have access to health services within the acceptable time, distance and cost as a % of the total number of residents	Outcome indicator	85.5%	90%	92%	94%	100%		Annually	DDH
% of the population with access to District hospital	Number of children under 5yrs of age who died as a result of malaria per 10,000 population	Outcome indicator	0%	60%	60%	60%	60%		Annually	DDH
Objective 14: Strengthen healthcare management system										
Average time to respond to Emergency medical	Measures the average time it takes to respond to emergency call for health	Outcome indicator	2hrs:30mns	2hrs	1:30m	1hr	30mn		Annually	DDH

services	services									
Number of Traditional Medical Practitioners integrated into existing delivery system	Number of Traditional Medical Practitioners operating in the regular medical delivery system	Outcome indicator	0	5	10	15	20		Annually	DDH
Maternal mortality ratio	Number of deaths due to pregnancy and child birth per 100,000 live births	Outcome indicator	7	5	3	1	0		Annually	DDH
Under five mortality ratio	Number of deaths occurring between birth and exact age five per 1000 live births	Outcome indicator							Annually	DDH
% increase in the number of subscribers to the NHIS	Number of new registrants to the NHIS as a percentage of the total number of subscribers in the previous year	Outcome indicator	98,101 (51%)	56 %	60 %	75 %	80 %		Annually	DDH
Level of ICT application in the delivery of Health Insurance Services	The proportion of the daily routine of NHIS Operations using ICT for enhanced delivery	Outcome indicator	20%	30 %	40 %	50 %	70 %		Annually	Manager MHIS
Number of actions taken on the decisions made at District Health Committee Meetings	The number of activities implemented as recommendations from District Health Committee Meetings	Outcome indicator	0	All	All	All	All		Annually	DDH
Level of coverage of District Health Management information System	The number of facilities with effective Health Information Systems	Outcome indicator	29%	30 %	50 %	50 %	70 %		Annually	DDH
Health Staff –population	The ratio of Doctors, Nurses and	Outcome							Annuall	DDH

ratios: Doctor patient ratio: Nurse population ratio:	other health staff to the population	indicator	0 1:879	1:16T 1:700	1:15T 1:600	1:14T 1:500	1:13T 1:500		y	
Number of monitoring and evaluation recommendations that are being implemented	The Total Number of M&E Recommendations being implemented	Outcome indicator	0%	All	All	All	All		Annually	DDH
Objective 15: Ensure the reduction of new HIV and AIDS/STIs infections, especially among the vulnerable groups										
HIV and AIDS/STIs prevalence rates	% of adult population 15-49yrs. HIV positive	Outcome indicator		1%	1%	1%	1%		Annually	HIV Focal Person
% reduction in Mother to Child Transmission of HIV	Reduction in Mother to Child Transmission of HIV as a percentage of the previous year's rate	Outcome indicator		1%	1%	1%	1%		Annually	HIV Focal Person
% reduction in HIV and AIDS Case Mortality	Reduction in the number of deaths as a result of HIV as a percentage of the number in the previous year	Outcome indicator		1%	1%	1%	1%		Annually	HIV Focal Person
Objective 16: Ensure food and nutrition security										
% decrease in Malnutrition cases	The annual decrease in the number of malnutrition cases as a % of the	Outcome							Annually	DDH

Normal Moderate acute Severe acute	previous year's	indicator	58 cases 29 cases 32 cases	50% 50% 50%	70 % 70 % 70 %	80 % 90 % 85 %	90 % 10 0% 10 0%			
Objective 17: Improve population management										
% reduction in fertility rate	The % decrease in the number of live births that females 12yrs and older have ever had during the lifetime	Outcome indicator	3.3%	3.0 %	2.5 %	2.1 %	2.0 %		Annuall y	DDH
Demographic database established	Whether a database for demographic information is created or not	Outcome indicator	No	Ye s	Yes	Ye s	Ye s		Annuall y	DCD
Objective 18: Promote sustainable water resource development and management										
Hectors of degraded forest, mining, dry and wet lands rehabilitated/restored	The total hectors of degraded lands restored	Outcome indicator	0	10 ht	15h t	20 ht	25 ht		Annuall y	DCD
Objective 19: Improve access to safe and reliable water supply services for all										
% of population with sustainable access to safe water sources	proportion of the population with regular access to safe water sources at recommended distance, time, quality and quantity	Outcome indicator	67.7%	82 %	85 %	90 %	95%	Urban: 96.7% Rural: 62.0%	Annuall y	DHW
Updated DESAP available	Whether DESAP is updated or not	Outcome indicator	No	Ye s	Yes	Ye s	Yes		Annuall y	DEH O

Objective 20: Promote efficient and sustainable wastewater management										
Amount of waste water treated for reuse	Litres of waste water treated and reuse	Outcome indicator	0	8,100t	8,100t	8,100t	8,100t		Annually	DEHO
Objective 21: Improve access to improved and reliable environmental sanitation services										
% of population with access to improved sanitation	Total number of households with household toilets eg KVIP, VIP, Flush toilet etc	Outcome indicator	24.0%	50%	97%	100%	100%		Annually	DEHO
Tonnes of waste being converted to electricity and other useful products	Tonnes of solid waste used for electricity generation	Outcome indicator	0 Tonnes	8,100t	9,000t	10,000t	10,500t		Annually	DEHO
Amount of private investment into the Waste to Energy Project	Amount of private capital invested into the waste to energy project.	Outcome indicator	0	15 m	15 m	20 m	25 m		Annually	DCD
Number of disability-friendly and gender-friendly sanitation facilities designed	Number of newly fabricated toilets that are easy to use by PWDs	Outcome indicator	21	30	30	30	30		Annually	DDS WCD
Number of people prosecuted for Enforcement of sanitation Bye-laws	Number of sanitation offenders being taken to court and fined	Outcome indicator	15	60	100	150	300		Annually	DEHO
Number of communities Declared Open Defecation Free (ODF)	Total number of communities certified as ODF	Outcome indicator	32	70	121	121	121		Annually	DEHO
Objective 22: Eradicate poverty in all its forms and dimensions										
Number of poor	Number of households benefiting	Outcome	911	95	1,0	1,7	2,0		Annuall	DDS

households covered under the LEAP Programme	from the LEAP programme	indicator		9	00	80	00		y	WCD
Proportion of DA Funds spent on Child Protection and Family Welfare Programmes	Amount of DA Funds spent on Child protection and family welfare as a % of the total expenditure of the Assembly	Outcome indicator	0.01%	2%	3%	3%	3%		Annually	DDS WCD
Number of reported cases of abuse	Number of abuse cases which have been reported to relevant authorities	Outcome indicator							Annually	DDS WCD
Objective 26: Ensure effective child protection and family welfare system										
Number of reported cases of abuse	Number of abuse cases which have been reported to relevant authorities	Outcome indicator							Annually	DDS WCD
Number of trained caregivers delivering services in the District	Total number of caregivers trained	Outcome indicator							Annually	DDS WCD
Amount of capitation grant received	Total amount of capitation grant received by all schools	Outcome indicator							Annually	DDS WCD
Proportion of Children with disability and special needs mainstreamed in all community schools	Number of Children with special needs who are integrated into the normal schooling system	Outcome indicator							Annually	DDS WCD
Pass rate of OVC at BECE	Performance of Orphans, vulnerable children and children at BECE	Outcome indicator	N/A						Annually	DDS WCD
Number of residents benefiting from the District Integrated social	Total number of beneficiaries of the District Integrated Social Services	Outcome indicator	0	1000	2000	3000	5000		Annually	DDS WCD

services programme for children, families and vulnerable adults	Programme									
Number of cases settled by Child Panel and family courts.	Total number of cases settled by child panels and family courts	Outcome indicator	0	12	20	30	50		Annually	DDS WCD
Number of reported cases of Worst forms of child labour and abuse	Total number of cases considered as worst forms of abuses involving children reported to relevant authorities	Outcome indicator							Annually	DDS WCD
Objective 27: Attain gender equality and equity in political, social and economic development systems and outcomes										
Proportion of female employees and appointees: Employees Appointees	Number of female appointees and employees as a % of the total number of staff or appointees	Outcome indicator	21% 4%	25 % 10 %	35 % 20 %	40% 15%	45 % 20 %		Annually	DDS WCD
Proportion of Women in local politics and in leadership positions	Number of women engaged in politics or playing leadership roles at the local level as a % of the total number of people playing similar functions	Outcome indicator	2.6%	5%	10 %	15%	20 %		Annually	DCD
Number of gender responsive programmes in AAP and Budget	Total number of programs addressing gender concerns in the AAP and Budget	Outcome indicator	28	30	40	40	40		Annually	DCD

Gender parity index: KG: Primary: JHS SHS	Ratio between girls' and boys' enrolment rate (balance of parity is 1.0)	Outcome indicator	 0.94 0.95 0.90 0.62	 0.96 0.98 0.94 0.65	 0.98 0.99 0.98 0.70	 1.0 1.9 0.98 0.70	 1.0 1.9 1.0 0.74		Annually	MDE
Objective 28: Promote economic empowerment of women										
% of Poverty alleviation funds received by women enterprises	% of Poverty alleviation funds received by women	Outcome indicator							Annually	DCD
Proportion of MASLOC Funds received by women	Amount of MASLOC Funds being given to women as a % of the total amount of the funds disbursed	Outcome indicator							Annually	DCD
Proportion of women with Land Titles	Number of women with land title documents as a % of female population	Outcome indicator	N/A	5%	10 %	15%	20 %		Annually	DCD
Number of young girls mentored	Number of young girls who are benefiting from mentorship programmes	Outcome indicator	0	200	400	600	800		Annually	MDE
Objective 30: Strengthen social protection, especially for children, women, persons with disability and the elderly										

Number of social protection programmes in AAP and Budget	Number of programmes addressing social protection issues in the AAP	Outcome indicator	28	32	36	40	45		Annually	DCD
Reliable data available for pro-poor programming	Whether there is reliable data for pro poor programmes	Outcome indicator	No	Yes	Yes	Yes	Yes		Annually	DCD
Number of reported cases of abuse against the vulnerable	Number of abuse against the vulnerable reported at various institutions	Outcome indicator							Annually	DDS WCD
Number of people graduating from the LEAP programmes with productive skills to be independent	Number of people not more dependent on LEAP programmes	Outcome indicator	0	21	40	45	56		Annually	DDS WCD
% of Disability funds disbursed	The proportion of Disability funds received by beneficiaries	Outcome indicator	100%	100%	100%	100%	100%		Annually	DDS WCD
Profile of PWDs available	Document containing information about PWDs	Outcome indicator	No	Yes	Yes	Yes	Yes		Annually	DDS WCD
Number of PWDs trained in employable skills	Proportion of PWDs with employable skills	Outcome indicator	5						Annually	DDS WCD
Number of PWDs accessing credit	Total number of PWDs given credit facilities	Outcome indicator							Annually	DDS WCD
Number of PWDs Elected or Appointed to the General Assembly	Total number PWDs elected or appointed to the General Assembly	Outcome indicator	1	1	1	10	10		Annually	DDS WCD
Proportion of PWD Funds spent on the	Portion of PWD Funds used for educational Needs of Children with	Outcome							Annuall	DDS

Education of Pupils with Special Needs	Special Needs	indicator							y	WCD
Number of disability cases identified at birth	Indicates the number of disabilities identified at birth of the children	Outcome indicator	N/A	12	13	20	25		Annually	DDS WCD
% of PWDs partaking in important community meetings	Number of PWDs invited to community meetings as a % of the total number of PWDs	Outcome indicator	N/A	5%	10 %	15 %	20 %		Annually	DDS WCD
% of special issues and concerns of women with disabilities (WWDs) and children with disability being addressed	Total number of concerns relating to women and children with disabilities that are receiving attention	Outcome indicator	0%	50 %	60 %	70 %	80 %		Annually	DDS WCD
Proportion of residents recruited to execute contracts locally	Number of residents' employed in local contracts as against the total number of staff employed in local contracts	Outcome indicator	N/A	70 %	70 %	70 %	70 %		Annually	DDS WCD
% of staff promoted on time	Total number of staff promoted on time as a percentage of the total number of promotions in the year	Outcome indicator	32%	90 %	100 %	10 0%	10 0%		Annually	DCD
Number of PWD employed by the Assembly	Total number of PWDs employed	Outcome indicator	1	4	10	10	15		Annually	DDS WCD
Hohoe Sport Stadium Constructed to promote sport development	Whether or not Hohoe Sport Stadium is constructed	Outcome indicator	No	Yes	Yes	Yes	Yes		Annually	DCD
Amount of private capital spent in sport	How much private capital is spent on sports infrastructure development	Outcome indicator	0	1m	1.3 m	1.5 m	2m		Annually	DCD

infrastructure development										

5.3.3: Environment, Infrastructure and Human Settlements

Adopted MDAs Goal(s):Safeguard the natural environment and ensure a resilient built environment										
Objective 31: Reduce environmental pollution										
Volumes of waste being managed under the Waste to Energy Project	The total volumes of waste being used by Waste to Energy Project	Outcome indicator	1350 kg	1500 kg	2000 kg	2600 kg	3000 kg		Annually	DEHO
Objective 32: Combat deforestation, desertification and Soil erosion										

Hectors of degraded forest, mining, dry and wet lands rehabilitated/ restored	Indicates the number of hectors of degraded lands forested and protected from deforestation and desertification	Outcome indicator	0 hectors	2.5 htr	4.5 htr	6.5 htr	8.5 htr		Annually	DCD
Objective 33: Enhance climate change resilience										
Number of women and men trained in alternative livelihood programmes	Total number of women and men engage in other businesses other than charcoal burning	Outcome indicator	13	200	250	300	350	Male: 90 Female: 83	Annually	DCD
Number of Climate change interventions integrated into Assembly Plans and Budgets	Total number of programs/activities targeting climate change included in the Assembly Plans and Budgets		7	30	35	40	42		Annually	DCD
Objective 34: Reduce greenhouse gases										
Number of community members planting trees	Rate of Reduction of greenhouse gases as a result of community members planting trees	Outcome indicator	3,000	5,000	5,000	5,000	5,000		Annually	DCD
Objective 35: Improve efficiency and effectiveness of road transport infrastructure and services										
Proportion/ length of roads maintained/ rehabilitated: Highway Urban Roads Feeder Roads	The total km of existing roads maintained	Outcome indicator	0km 0km 32km	15km 25km 42km	15km 25km 42km	15km 25km 42km	15km 25km 42km		Annually	MHW

Proportion/ length of roads constructed: Highway Urban Roads Feeder Roads	The total km of new roads constructed	Outcome indicator	0km 0km 15km	10km 2.5 km 1.5 km	10km 2.5 km 1.5 km	10km 2.5 km 1.5 km	10km 2.5 km 1.5 km		Annually	MHW
% of contractors and subcontractors implementing climate change interventions as integral part of the work	% of contractors planting trees at their construction sites and abiding by climate change regulations in their contracts	Outcome indicator	0%	80 %	100 %	100 %	100 %		Annually	DCD
Objective 36: Ensure safety and security for all categories of road users										
% reduction of road accidents in the District	Total reduction in road accidents as a % of the previous year's	Outcome indicator							Annually	DCD
Objective 37: Enhance application of ICT in national development										
Number of communities with increased access to ICT Facilities	Total number of communities provided with ICT facilities for public use	Outcome indicator	4	7	10	13	16		Annually	DCD
Tele density and penetration rate	The proportion of the population with regular access to telephones and other communication devices	Outcome indicator	46.7%	50 %	55 %	60 %	65 %		Annually	DCD
Number of settlements with complete Digital property Address	The total number of settlements where digital addressing system has	Outcome indicator	0	2	6	12	30		Annually	DPPO

Systems	been completed									
Objective 38: Expand the digital landscape										
Database developed for the Assembly	Indicates whether a database is developed for the Assembly or not	Outcome indicator	No	Yes	Yes	Yes	Yes		Annually	DCD
Functional website available	Indicates whether a functional website is developed for the Assembly or not	Outcome indicator	No	Yes	Yes	Yes	Yes		Annually	DCD
Objective 39: Promote proactive planning for disaster prevention and mitigation										
Number of Reported Cases of Disaster	Total number disasters occurring in the year	Outcome indicator	12	10	6	6	4		Annually	NADMO
Number of Surveillance activities undertaken	Number of surveillance activities undertaken	Outcome indicator	0	4	8	12	14		Annually	NADMO
Objective 40: Mainstream science, technology and innovation in all socio-economic activities										
Level of application of Science, Technology and Innovation	Proportion of the population using ICT to enhance their work	Outcome indicator	N/A	20 %	25 %	30 %	40 %		Annually	DCD
Number of research programs sponsored	Total number of research commissioned by the Assembly and its partners	Outcome indicator	0	2	4	6	8		Annually	DCD
Time spent in processing development applications	Amount of days used to process and issue development applications	Outcome indicator	4 months	3mts	2mts	2mts	2mts		Annually	DCD
Number of businesses created along the value chain of the oil and gas industry	Total number of direct and indirect businesses related to the oil and gas industry	Outcome indicator	0	10	20	30	50		Annually	DCD

Metres of concrete drains constructed	Length of concrete drains constructed	Outcome indicator	N/A	12km	15km	20km	30km		Annually	DCD
National Drainage Plans for all MMDAs implemented	Indicates whether District Drainage Plan is prepared or not	Outcome indicator	No	Yes	Yes	Yes	Yes		Annually	DCD
Objective 41: Promote proper maintenance culture										
Asset register of the Assembly updated to include all assets	Indicates whether Asset register of the Assembly is updated or not	Outcome indicator	No	Yes	Yes	Yes	Yes		Annually	DCD
Objective 42: Develop efficient land administration and management system										
Light Industrial Area developed and operating	Indicates whether Light Industrial Area is developed and operating or not	Outcome indicator	No	Yes	Yes	Yes	Yes		Annually	DCD
Number of DPCU Member trained in SLM who are applying the skills	Number of DPCU members trained on SLM skills	Outcome Indicator	0	25	25	25	25		Annually	DCD
Objective 43: Promote a sustainable, spatially integrated, balanced and orderly development of human settlements										
Land Use and Spatial Planning Act, 2016 (Act 925) fully implemented	Indicates whether Land Use and Spatial Planning Act, 2016 is fully implemented or not	Outcome indicator	No	Yes	Yes	Yes	Yes		Annually	DCD
Objective 44: Provide adequate, safe, secure, quality and affordable housing										
Number of Artisans trained in modern techniques of building basic houses	Total number of artisans trained in modern building technology	Outcome	0	15	30	45	60		Annually	DCD

Number of clients supported in trade exhibitions	Number of people being supported financially or technically to participate in trade exhibitions	Outcome indicator	4	10	12	15	20		Annually	DCD
Number of communities sensitised building regulations	Total number of people who have received direct instructions from staff of the Assembly on building regulations	Outcome indicator	0	8	12	20	30		Annually	DCD
Number of investors in the rural areas of the District	Total number of companies or other establishment on the rural areas of the District	Outcome indicator	4	7	9	11	12		Annually	DCD

5.3.4: Governance, Corruption and Public Accountability

Adopted MDAs Goal(s):Maintain a stable, united and safe society										
Objective 46: Deepen political and administrative decentralization										
Number of Departments Decentralised	Indicates the total number of departments	Outcome indicator	11	16	16	16	16		Annually	DCD
% of population satisfied with quality of service delivery of Assembly and its departments	Indicates the total number of people who consider the quality of the various services of the Assembly eg education, health, water and sanitation, governance etc. to be more than average	Outcome indicator	56%	60 %	65 %	70 %	79 %		Annually	DCD
Objective 47: Improve decentralized planning										

% of population satisfied with quality of service delivery of Assembly and its departments	Indicates the total number of people who consider the quality of the various services of the Assembly eg education, health, water and sanitation, governance etc. to be more than average	Outcome indicator	56%	60 %	65 %	70 %	79 %		Annually	DCD
Number of local plans and planning schemes prepared and revised	Indicates the number of communities with comprehensive development schemes	Outcome indicator	2	4	6	8	10		Annually	DCD
Number of new jobs created	Indicates the number of new job created	Outcome indicator	0	250	500	750	1000		Annually	DCD
Total amount of Internally Generated Revenue	Amount of money collected by the DA from taxes, fines and investments etc.	Outcome indicator	Ghc 1,000,000	Ghc 2.5 m	Ghc 5m	Ghc 7.5 m	Ghc 10 m		Annually	DCD
Objective 48: Strengthen fiscal decentralization										
% of DA expenditure within MTDP Budget	How much of DA's expenditure was not in the Annual Budget	Outcome indicator	89%	100 %	100 %	100 %	100 %		Annually	DCD
Total amount of Internally Generated Revenue	Amount of money collected by the DA from taxes, fines and investments etc.	Outcome indicator	Ghc 1,000,000	Ghc 2.5 m	Ghc 5m	Ghc 7.5 m	Ghc 10 m		Annually	DCD
Objective 49: Enhance security service delivery										
Police Citizen ratio	The total number of residents a police personnel in the District is taking care of								Annually	DCD

5.3.5: Ghana and The International Community										
Adopted MDAs Goal(s):Strengthening Ghana's role in international affairs										
Objective 50:Integrate Ghanaian Diaspora into National Development										
Number Ghanaian citizens abroad contributing to the District's Development	Total number of Ghanaian citizens abroad who are contributing money or other forms of inputs to the District's Development	Outcome indicator		4	6	8	10		Annually	DCD

CHAPTER SIX

6.0 MONITORING AND EVALUATION ARRANGEMENTS

6.1: Introduction

This Chapter seeks to provide details of how monitoring and evaluation will be conducted in the planned period and tools to be used to ensure that programmes and projects are implemented according to plan and desired impacts are realized in line with outlined goals and objectives.

Furthermore, it will provide detailed analysis of identified stakeholders in terms of their levels of influence, power, effect and how they will be affected by the programmes and projects to be implemented within the planned period.

Lastly, the Chapter will provide details on Participatory Monitoring and Evaluation (PM&E), the tools to be used and how it will be conducted.

6.2: Stakeholders

The person or group of persons or organizations that have an interest in and or may be affected by the outlined programmes and projects within the planned period have been identified in the matrix below.

This analysis was undertaken to identify varied perspectives on implementation, increased rate of success of implementation, promote participation and enhances sense of ownership of the Assembly's outlined programmes and projects within the planned period.

6.2.1: List of Identified Stakeholders

The matrix below provides list of identified stakeholders for the planning horizon.

Table 6.2.1: Showing list of stakeholders and their categorization

Stakeholders	Sub-sector
Ministries	Ministry of Telecommunication
	Ministry of Roads
	Ministry of local government, decentralization and Rural Development
	Ministry of Gender, Children and social protection
	Ministry of Communication
	Ministry of Trade and Industry (MOTI)
	Ministry of Agriculture
	Ministry of Education
	Ministry of Health
Agencies	National Communications Authority (NCA)
	Ghana Investment Fund for Electronic Communications

Stakeholders	Sub-sector
	Department of Feeder Roads
	National Road Safety Authority
	District Assemblies' Common Fund Secretariat (DACF)
	District Development Facility Secretariat (DDF)
	Business Resource Center
	Forestry Commission
	Game and Wildlife Division
	Electoral Commission
	National Development Planning Commission (NDPC)
Transport Union	Transport Unions (GPRTU, Millenium Transport, Dichebu Transport, Vison, Metro Mass, Protoa, Okada)
NGO's (Development partners)	World Vision International
	Global Communities
	Prolink
	UNICEF
	USAID
	Coastal Development Authority
	Zongo Development Fund
	Solidaridad
	Catholic Relief Services (CRS)
Religious Groups	Local Council of Churches
	Islamic groups
	Churches
Regional Coordinating Council	Oti Regional Coordinating Council (ORCC)
Assembly Members	Assembly members
Unit Committees	Unit committee
Sub-structures	Town Council
	Water and sanitation management team
Departments of Assembly	Departments of the Assembly (Health, Education, Central Administration, Physical Planning, Agriculture, Trade and Industry, Disaster Prevention and Management, Human Resource, Social Welfare and Community Development)
Member of Parliament	Member of Parliament
Security Agencies	Police Service
	Military
	Immigration
	National Investigative Bureau (NIB)
	Fire Service
	MUSEC
	Ghana Ambulance Service
Informal Sector	Traders
	Farmer Based Organizations (FBOs)
	Artisans
	Farmers

Stakeholders	Sub-sector
	Traditional authorities
	Magistrate court

6. 2.2: Stakeholder Analysis

Table 6.2 provides details of analysis undertaken on identified stakeholders in terms of their features, interest, potentials and limitations.

Table 6.2.2: Showing Stakeholder Analysis

Stakeholder	Features	Interest	Potentials	Limitations
Ministries	Policy formulation Monitoring and evaluation Release of funds	Socio-economic development Regulates activities of MDAs/MMDAs	• Staff with technical know-how and expertise • Logistics • Sector policies	Inadequate funds
ORCC	• Monitoring and evaluation of Assemblies • Coordination and harmonization of plans and budgets of Assemblies	Socio-economic development of the Region	• Staff with technical know-how and expertise • Co-ordinated and harmonized plans and budgets	Limited office space Inadequate logistics Inadequate funds
Security Agencies	• Maintenance of peace • Protection of lives and properties • Enforcement of laws • Border protection	Promote, protect and maintain law and order	• Availability of security personnel	Inadequate logistics

Stakeholder	Features	Interest	Potentials	Limitations
Municipal Assembly	• Political and administrative functions • Implementer of government policies • Collaboration with development partners • Exercises deliberative, executive and legislative powers • Plan and budget preparation • Implementation of government policies • Provision of basic infrastructure	• Socio-economic development • Provision of basic infrastructure and services	• Staff with technical know-how and expertise • Development plans	• Delays in the release of external funds (DACF/DACF-RFG) • Low IGF
NGO's	• Collaborates with Assembly for plan implementation • Provides financial support for plan implementation • Provision of funds	• Socio-economic development	• Logistics • Staff • Funds	• Limited coverage of interventions
Traditional Authority	• Community mobilisation • Release of land • Settlement of disputes	• Development of their traditional jurisdiction • Conserve the culture and tradition of the community • Promote peaceful co-existence	• Availability of land • Authority • Customs and tradition	• Inadequate funds • Inadequate logistics

Stakeholder	Features	Interest	Potentials	Limitations
Religious organisations	• Moral upbringing of members • Collaboration with Assembly on information dissemination • Collaborates with Assembly in plan implementation	• Improved societal norms • Socio-economic development	• Church members • PA systems • Auditorium • Logistics	•
Agencies	• Construction and maintenance of roads • Monitoring and evaluation o • Provision and expansion of telecommunication • Promote and sustain road safety • Release of funds • Protection and conservation of forest reserves • Sustainable felling of trees • Protection of Kyabobo park and other tourist potentials within the park • Monitoring and evaluation • Enhance access to safe water • Development of planning guidelines • Conduction of elections	• Socio-economic development • Sustainable development • Conservation and environmental protection • Improved access to safe water • Safeguard of democracy	• Availability of policies and legislations	• Inadequate staff and logistics

Stakeholder	Features	Interest	Potentials	Limitations
Farmer-based Organisations/ Farmers	• Subsistence/semi-subsistence Farming • Labour intensive • Weather dependant • Peasant farmer • Cultivation done on shifting or semi-permanent basis	• Higher crop and livestock yields	• Availability of labour • Availability of land	• Decline in soil fertility • Negative effects of climate change • Over-reliance on rainfall • Erratic rainfall • Inadequate agric inputs • Low level of mechanisation • Limited market • Poor road network • Pest infestations • Limited irrigation facilities
Artisanal groups	• Mobilisation of members for sensitisation and incentives	• Produce goods and services • Income generation • Artisanal training	• Availability of labour • Availability of associations	• Limited access to credit facilities • Use of manual tools
Office of the Member of Parliament	Provision of funds	Socio-economic development of constituency Representation of constituency at Parliament	Availability of MP's Common Fund	Non-availability of Constituency Office
Assembly Members	Community mobilisation	Socio-economic development of electoral areas Representation of electorates at General Assembly	Availability of Town Councils/Unit Committees	Limited access to funds Low communal spirit
Town Councils/Unit Committees	Community mobilisation	Socio-economic development of Council	Availability of Town Council Office Availability of executives	Low communal spirit Inadequate funds
Transport Unions	Provision of transportation services	Transportation of goods and services	Availability of drivers and vehicles	Bad road conditions Limited capacity of drivers Unlicensed

Stakeholder	Features	Interest	Potentials	Limitations
				drivers/riders
Traders	Sale of goods and Provision of services	Socio-economic development	Availability of traders Payment of tolls and levies	Inadequate basic market infrastructure
Magistrate Court	Adjudication of justice	Promote rule of law and administration of justice	Availability of magistrate	Inadequate staff Inadequate logistics
Departments	Implementation of Assembly plans Revenue mobilization	Socio-economic development	Availability of staff Availability of plans and budget	Inadequate logistics
Water and sanitation management team (WSMT)	Protection of water and sanitation facilities in line with regulation	Improve access to safe water	Availability of LI 2007, 2011	Limited capacity of members of WSMT

6. 3 Monitoring Indicators

Systematic Monitoring of the Plan will show the extent of progress made towards the implementation of interventions and will further help to at the District level:

- ✓ Provide information for effective coordination of development programmes and Projects.
- ✓ Document lessons learned from the implementation of programmes and projects.
- ✓ Improve service delivery and influence allocation of resources
- ✓ Assess whether MTDP developmental targets are being met.
- ✓ Identify achievements, constraints and failures so that improvements can be made to the MTDP and project designs to achieve better impact.
- ✓ Identify the appropriate interventions that will increase the responsiveness of targeted beneficiaries.
- ✓ Demonstrate result to stakeholders as part of accountability and transparency indicators to be achieved.
- ✓ Reinforce ownership of the MTDP and build M&E capacity within the District stakeholders.

6.3.1 Arrangements for data collection, collation, analysis and use of results

This part of the Plan presents the processes by which data will be collected, collated, analyzed, presented and communicated to its intended recipients. It contains the details of proposed programs and projects register and data collection matrix of the Assembly.

6.3.2 Data Collection and Collation

The DPCU will undertake monitoring visits to all project/programme sites to collect relevant data on the status of implementation of planned projects and programmes. The DPCU will develop appropriate data collection including detail check list and questionnaire to guide its field visits. The tools for data collection will be based on the agreed indicators selected for monitoring the outputs, outcomes and impacts of planned intervention. There shall be two levels of monitoring; the first by Sector Departments of their programmes and projects. Joint monitoring by two or more Departments will be encouraged in situations where an intervention is cross-cutting in nature. The second level of monitoring will be undertaken by the DPCU on the overall District Development programmes, projects and activities.

6.3.3 Data Analysis and Use

The DPCU will undertake analysis of data collected from the field and other sources. It will implore the use of scientific methods of data analysis and appropriate data analysis software such as Micro-Soft Excel, Scientific Package for Social Scientist (SPSS), STATA etc to analyze and interpret both primary and secondary data collected from the field and other relevant data sources.

6.3.4 Preparation of Monitoring and Evaluation Reports

The analysed data will be used to produce Quarterly, half- yearly and Annual Progress Reports. The DPCU will also establish and maintain updated program/projects register using the recommended format by the NDPC. The reports will be submitted to the National Development Planning Commission through the Oti Regional Coordinating Council. Other stakeholders will also be given copies of the reports through their participation in various plan performance review meetings.

6.3.5 Utilization of Monitoring and Evaluation Reports

Findings and recommendations and lessons learnt from the Monitoring and Evaluation Reports including those of Special Studies will be used as inputs into the preparation of Annual Action Plans.

6.3.6 M&E Calendar

Monitoring and Evaluation Calendar is an important tool in planning the M&E processes of the District. It features the main monitoring and evaluation activities, the planned time schedules, key actors and the budget relating to each activity.

Table: 6.3.6 M&E Calendar

Activities	**Time Frame**				Actors	**Budget Ghc**
	2022	2023	2024	2025		
MTDP 2022-2025 Ex-Ante Evaluations						
Conduct Ex-ante Evaluation (hydrological studies) for the drilling and mechanization of 15 Community water systems	February each year				DPCU & Technical consultants	32,000.00
Conduct Ex-ante Evaluation (Environmental Impact Assessments) on the provision 4No 6&3-Unit Classroom Blocks in selected communities	First Quarter each year				DPCU & Technical consultants	50,000.00
Conduct Ex-ante Evaluation (Environmental Impact Assessments) on the provision 8No CHPS Compounds in selected communities	First Quarter each year				DPCU & Technical consultants	30,000.00
MTDP 2022-2025 Mid-Term Evaluations:						
Conduct Mid Term Review of the DMTDP 2022-2025			1st Qtr.		DPCU+	25,000.00
Conduct Mid Term Evaluation on the implementation of planned social programs eg. the Ghana School Feeding Program, LEAP, Free SHS etc.			1st Qtr.		DPCU+	1,500.00
Conduct Mid Term Evaluation on the Waste to Energy Project, Rural Technology Transfer Facility and Cassava processing			1st Qtr.		DPCU+	2,000.00
MTDP 2022-2025 Terminal Evaluations Conduct Terminal Evaluation on the Programmes and Projects in the MTDP 2022-2025				2nd Qtr	DPCU +	**14,860.00**
Specific Evaluations/Studies						

Activities	**Time Frame**				Actors	**Budget Ghc**
	2022	2023	2024	2025		
Conduct special studies on the impact of the implementation of the CHPS in the District			Oct.		DPCU+	
Conduct special Studies on the sustainability of Decentralized Water and Sanitation services in the District focusing on the roles of local actors	Sept				DPCU+	**14,860.00**
Participatory Monitoring and Evaluation						
Assess the Quality of Health Services in Kpassa Health Centre using Community Score Cards		May			DPCU+	
Assess the performance of One best Performing and One Worst Performing Water and Sanitation Development Boards in delivering rural water services using Community Score Card			July		DPCU+	2,500.00
Implementation Monitoring						
Organize 4 Quarterly Joint DPCU and Stakeholder Monitoring visits to project sites each year	Every last week of the month ending the Quarter				DPCU+	32,000.00
Organize 12 monthly sector specific monitoring and supervision visits to project sites each year	Every last week of the month other than those ending the Quarter.				DPCU+	60,000.00
Organize 4 Quarterly Plan Review Meetings each year	Every 2nd week of the month ending the quarter				DPCU+	120,000.00
Organize one Annual Performance Review Meeting each year	First week of February each year.				DPCU+	**24,800.00**
Annual Progress Report Preparation and Dissemination						
Data collation Prepare draft District APR Organize APR Review Workshop Finalize APR and Submit to RCC and NDPC	First week of January each year 2nd and 3rd week of January, each year 4th week of January each				DPCU+	**3,200.00** **1,280.00** **80,000.00** **1,040.00**

Activities	**Time Frame**				Actors	**Budget Ghc**
	2022	2023	2024	2025		
Disseminate APR other stakeholders	year First week of February each year 2nd week of February each year.					**4,000.00**

CHAPTER SEVEN

7.0 DISTRICT COMMUNICATION STRATEGY/PLAN

The achievement of the desired results of this Medium Term Development Plan (2022-2025) rests on how effective and efficient the plan is disseminated. The dissemination of the plan is needed to enhance effective resource mobilization and for mobilizing the needed social support for sustainability of the programmes and projects. In view of the above, the following activities have been identified as strategies for creating awareness on the roles and expectations of the various stakeholders of the programmes and projects. Table 7.1 illustrates District Communication Activity Matrix

7.1 District Communication Activity Matrix

Table: 7.1 District Communication Activity Matrixes

Activity	Purpose	Audience	Method/Tool	Timeframe	Responsibility
Community sensitization on MTDP 2022-2025	To create awareness on the DMTDP	Community members, Traditional authorities etc.	Community durbars, drama, role play etc.	Quarterly	DCD/DPO/ Chairman of Dev't. Sub-committee
Meeting with Political leadership	To get them to appreciate the MTDP.	DCE, Presiding member, MPs and chairpersons of the sub-committees	Meetings with audio-visuals	15th to 30th January, 2022	DPCU
	To update them on the status of implementation		Round-table discussion and, PowerPoint presentations.	October to December	
Marketing the MTDP 2022-2025 Plan	To mobilise resources and social support for the plan implementation	Development Partners, Private Sector operators, chiefs, Queens, Community Members, Ministries, Departments and Agencies, Donors, CSO, NGOs, the Media etc	Round-table discussion and, PowerPoint presentations. Meetings with audio-visuals	January to June, 2022	DPCU
Plan review	To get stakeholders appreciate the level of	Assembly members, MCE, Presiding	Round-table discussion and, PowerPoint	Half yearly and	DPCU

meetings	Plan implementation and to incorporate lessons into next phase of implementation	member, MPs and chairpersons of the sub-committees, Heads of Departments and Units and other stakeholders	presentations.	Annually	
Dissemination of progress Reports	To enable stakeholders track the achievements of planned targets on indicators	NDPC, ORCC, Office of Head of Local Government Service, Assembly Members DPs	Distribution of copies of reports to stakeholders, uploading it to District website, whatsApp plat forms etc	Quarterly and Annually	DPCU

7.2 Evaluation

The Planned programs and projects will have to be evaluated to assess the established strengths, pinpoint shortcomings, their causes and propose suitable improvements. This will require the Assembly to focus on the conditions, operations, performance as well as impacts of the projects. The evaluation exercise will encourage learning experiences for those involved in the implementation process and serve as the basis for recommendation and decision-making. The process will consider the set goals and objectives under the various themes. It will answer questions on the relevance, adequacy, effectiveness and impact of the activities, objectives and goals.

The planned evaluations will be conducted using the following format:

1. Assessing the need for an evaluation (provide the background).
2. Developing clear ideas on the rationale and objectives of the evaluation.
3. Determining the type of evaluation to undertake.
4. Specifying the methods, scope and timing of the evaluation.
5. Identifying and analysing stakeholders.
6. Estimating the costs involved which should be factored into the budget of the AAP.
7. Preparing Terms of Reference (TOR) and contractual agreements based on items (i) to (iv) above. The TOR will be prepared by the DPCU in collaboration with stakeholders. In developing the Terms of Reference, the DPCU will facilitate a process leading to the development of a broad agreement on the TOR because it will form the basis for the evaluation exercise. More importantly, the TOR will be the formal reference for the consultant or team of consultants to be recruited.

8. Recruiting a consultant or a team in accordance with the provisions of the Procurement Act, 2003 (Act 663) as amended by Act, 914, 2016
9. Organising meetings to discuss the inception and draft reports with stakeholders.
10. Organising a validation meeting with stakeholders before submission of the final report.
11. Disseminating the results and acting on the findings and recommendations as part of the dissemination and communications strategy

Table 6.3 will constitute an important guide for conducting of the Evaluations

Table: 7.2 Evaluation Matrixes

Evaluation Criteria	**Evaluation Questions**		**Data Needed**	**Data Sources**	**Data Collection Methods**
	Main Questions	Sub- Questions			
Relevance					
Efficiency					
Effectiveness					
Impact					
Sustainability					
Others					

Adapted from JICA, 2004

PROGRAMME/PROJECT EVALUATION REPORT

The evaluation report will be prepared in accordance with the following format:

A. Programme Identification

A1 Project Title ……

A2. Project Code No……

A3. Project Location ……

A4. Implementing Agency (S) ……

A5. Evaluation Agency(S) ……

A6. Date of Evaluation ……

B. Evaluation Report

B1. Objectives: -

- Have the programme/project objectives been achieved?
- Are the programme/project results still relevant?
- Has the programme/project supported the policy (s) as planned?
- Where the programme/project objectives have not been achieved, give reasons

B2 **Time and Finance**

- Was the project implemented in the time planned? If not, state length of over-
- run
- Was the project cost within the amount estimated ?if not state the amount of

- Over or under expenditure.
- Did funds on stream as planned and anticipated? If not, what shot falls occurred
- Are recurrent costs within the planned level? If not state the over expenditure
- Where over-runs, overt expenditure and funding short falls have occurred, give
- reasons in full and state how
- These events can be avoided in future.

B3. Beneficiaries and Benefits

- Are the benefits reaching the target beneficiaries? If not, state beneficiaries not
- being reached
- Are the benefits reaching the number of beneficiaries planned if not, state the
- short falls
- Are the benefits at the planned quantity level? If not state short falls.
- Is revenue at planned quantity level? If not state short-fall (programmes for
- revenue earning only)

B4. Operations

- Is the project operating at planned level? If not state deficiency
- Are the programme/project assets being properly maintained?
- Where appropriate, state reasons for failure

6.8 Participatory Monitoring and Evaluation

Participatory Monitoring and Evaluation will be conducted to assess effectiveness of Health services delivery at the Kpassa HealthCenter and Two other Health Centres using Community Score Cards. Similarly, the performance of Water and Sanitation Development Boards will also be assessed using the same method.

Evaluation will be conducted in greater detail at the project level. Ex-post evaluation will be carried out purposely to assess whether the resources invested have produced or are producing the desired results in terms of out puts and benefits, and whether the benefits are reaching the intended target beneficiaries.

The following steps will be followed in conducting the participatory monitoring and Evaluation by the DPCU:

i. Deciding on the need for PM&E.
ii. Deciding on the PM&E method to use.
iii. Identifying the key stakeholders.
iv. Identifying a lead facilitator.
v. Determining the performance questions.
vi. Determining the resources and time available.
vii. Defining a TOR for the lead facilitator or consultant.
viii. Training the team to carry out the PM&E.

ix. Disseminating the results and acting on the findings and recommendations as part of the dissemination and communication strategy.

APPENDICES

Appendix I: Bibliography

- 2010 and 2021 Population and Housing Census District Analytical Report, Nkwanta North District (2014) Brinkerhoff, Derick. June 1998. From Design to implementation: stakeholder Analysis in a PHC project in India. Bethesda, MD: Abt Associates Inc.
- National Medium-Term Development Policy Framework 2022 2025 (2022-2025 NMTDPF).
- National Development Planning (System) Regulation, 2016, Legislative Instrument 2232.
- EPA Ghana (2009) SEA brochure.
- Public Financial Management Act 921
- National Development Planning Commission (2020), Guidelines for preparing sector and District Medium-Term Development Plans (2022-2025 planning cycle).
- National Development Planning Commission (2014): National Monitoring and Evaluation Manual.
- Nkwanta North District Assembly Annual Progress Report (2018-2020).
- Nkwanta North District Assembly District Medium-Term Development Plan (2018-2021).
- Nkwanta North District Education Directorate Annual Reports (2018-2020).
- Nkwanta-North Health Directorate Annual Report (2018 -2020).
- Nkwanta North District Assembly Composite Budget, 2018-2020.
- Nkwanta North District Assembly Annual Financial Statement, 2018-2020.
- Planning Standards and Zoning guidelines, 2010.

Appendix I: Vulnerability Analysis

Vulnerability Categories	Vulnerability Description	Predominant Geographical Location within Municipality	Number of People affected	Predominant Sex adversely affected [M] [F]	Predominant Age adversely affected [0-5] [5-12] [12-18] [18-25] [25-50] [50-80]	Vision: ideal scenario for 2050 (long term)	Mitigation measures to reduce impact of vulnerability in the short-medium term? (4 years' time-frame)	Likely impact of the short-medium term intervention on their vulnerability?	Mitigation measures to reduce impact of vulnerability in the medium-long term? (5-15 years)
Nutrition	food doesn't have enough nutrients	Bluyakope, Jakpa Akura Kpato, Jeldor Ogandor Tete Akura Aturo AkuraGbango Akur, Anumant,. Majimaji, Gborsi, Ahundo Akura, Donkor, Akura Nabu Akura Lemina,Yalanjor Mutaba, Gbango Akura Bajiribu ,Gbanyak Akura, Addae Akura . Obunja Akura	31,045	Females	0-5,5-12	To eliminate the incidence of malnutrition	Sensitisation on importance of balanced diet	Reduced incidence of malnutrition by 25% especially among children under 5yrs by the end of the planned period	Sensitisation on importance of balanced diet
	kids under starvation	Dajia Akura, Nikaldor Sibi-Latsa, Sruku, Kpalinkpalin No. 1 And 2 Matiase Kope . Pomadi Kope, Koni, Abrewankor, Suale Akura Merimeri, Morla No. 3	22, 000	Females	0-5,5-12	To eliminate the incidence of kids starvation at all levels	expand school feeding programme, sensitisation on importance of balanced diet for kids, expansion of LEAP, facilitate access to PFJ inputs, facilitate access to PERD, sensitise farmers on good agricultural practices (GAPs)	Reduced incidence of starvation especially among children under 12yrs by 50% by the end of the planned period	expand school feeding programme, sensitisation on importance of balanced diet for kids, expansion of LEAP, facilitate access to PFJ inputs, facilitate access to PERD, sensitise farmers on good agricultural practices (GAPs)

Vulnerability Categories	Vulnerability Description	Predominant Geographical Location within Municipality	Number of People affected	Predominant Sex adversely affected [M] [F]	Predominant Age adversely affected [0-5] [5-12] [12-18] [18-25] [25-50] [50-80]	Vision: ideal scenario for 2050 (long term)	Mitigation measures to reduce impact of vulnerability in the short-medium term? (4 years' time-frame)	Likely impact of the short-medium term intervention on their vulnerability?	Mitigation measures to reduce impact of vulnerability in the medium-long term? (5-15 years)
		Ojagandor,,Adabraka Kope, Mpoanmordor, Koni No. 2, Nampalbein Sibi Baduli Tajidor, Yagban Akura							
home-related vulnerabilities	home with bad ventilation	Districtwide	149,296	Females	all ages	To eliminate all forms of heat related diseases	sensitisation of prospective developers, enforcement of building regulations	Reduced reported cases of CSM by 20% by the end of the planned period	sensitisation of prospective developers, enforcement of building regulations
	lack of water and sanitation at home (washrooms)	60% of communities	89,400	Females	all ages	To improve access to safe water and sanitation facilities by all at all levels	Scale-up CLTS in communities, enforce building regulations, sensitisation of communities, enforce sanitation bye-laws	Increased ODF communities by 60%, improved safe water coverage by 40% by the end of the planned period	Scale-up CLTS in communities, enforce building regulations, sensitisation of communities, enforce sanitation bye-laws
	house is frequently flooded	Kabiti, Ofosu Battor, B-Zongo	2500	Female	all ages	To promote a safe and well built environment	Enforce building regulations, community sensitisation on safe building, construction of drainage facilities	Reduced incidence of flooding by 10% annually	Enforce building regulations, community sensitisation on safe building, construction of drainage facilities
	pest infestation in the area (mosquitos, rats, …)	Municipalitywide	76140	Females	all ages	To promote a safe and well built environment	Community sensitisation on environmental sanitation	Reduced reported cases of malaria by 50% by the end of the planned period	Community sensitisation on environmental sanitation
	reliable energy supply	70% of communities	104507.2	Females	all ages	To promote a safe and well built environment	Facilitate the extension of electricity to communities	Improved electricity coverage by 40% by the end of the planned period	Facilitate the extension of electricity to communities

Vulnerability Categories	Vulnerability Description	Predominant Geographical Location within Municipality	Number of People affected	Predominant Sex adversely affected [M] [F]	Predominant Age adversely affected [0-5] [5-12] [12-18] [18-25] [25-50] [50-80]	Vision: ideal scenario for 2050 (long term)	Mitigation measures to reduce impact of vulnerability in the short-medium term? (4 years' time-frame)	Likely impact of the short-medium term intervention on their vulnerability?	Mitigation measures to reduce impact of vulnerability in the medium-long term? (5-15 years)
	reliable water supply	30% of communities	44788.8	Females	all ages	To enhance access to safe water for all	Drilling and mechanisation of boreholes, constitution of WSMTs, repair of broken down boreholes	Improved access to safe water by 30% of the population by the end of the planned period	Drilling and mechanisation of boreholes, constitution of WSMTs, repair of broken down boreholes
	Drainage system	Kpassa, Damanko and Sibi , Tinjase and Nabukura	85,000	Males	all ages	To promote a safe and well built environment	Construction of drains	Reduced incidence of flooding by 10% annually	Construction of drains
Neighborhood-related vulnerabilities	Wild fire events are common	Districtwide	45,670	Males	12+	To protect and preserve the natural environment including forest in a sustainable manner	Community sensitization on the effects of bush fires on the environment, Strengthen stakeholder (traditional authorities etc) engagement on the need to protect the environment, Promote alternative livelihood programmes for households in fringe communities along the forest reserves	Reduced rate of bush fires by 10% annually by the end of the planned period	Community sensitization on the effects of bush fires on the environment, Strengthen stakeholder (traditional authorities etc) engagement on the need to protect the environment, Promote alternative livelihood programmes for households in fringe communities along the forest reserves
	Flood events are common		2500	Females	all ages	To promote integrated spatial development	Facilitate the construction of storm drain	Reduced incidence of flooding by 90% by the end of the planned period	Facilitate the construction of storm drain
	Conflict/communal disturbance prone communities	Kpassa,, Sibi, Nabukura, Tinjase, Abunyanya,	15,800	Females	all ages	To ensure the protection of lives and property	Ensure sensitization of the populace on the effects of conflict Strengthen collaboration between the Assembly and	Reduced incidence of crime by % by the end of the planned period	Ensure sensitization of the populace on the effects of conflict Strengthen collaboration between the Assembly and security agencies

Vulnerability Categories	Vulnerability Description	Predominant Geographical Location within Municipality	Number of People affected	Predominant Sex adversely affected [M] [F]	Predominant Age adversely affected [0-5] [5-12] [12-18] [18-25] [25-50] [50-80]	Vision: ideal scenario for 2050 (long term)	Mitigation measures to reduce impact of vulnerability in the short-medium term? (4 years' time-frame)	Likely impact of the short-medium term intervention on their vulnerability?	Mitigation measures to reduce impact of vulnerability in the medium-long term? (5-15 years)
							security agencies Strengthen engagement between the Assembly and Traditional Authorities Encourage the establishment of community ranches, Strengthen collaboration between the Assembly and security agencies, Strengthen engagement between the Assembly and Traditional Authorities, Encourage the establishment of community ranches		Strengthen engagement between the Assembly and Traditional Authorities Encourage the establishment of community ranches, Strengthen collaboration between the Assembly and security agencies, Strengthen engagement between the Assembly and Traditional Authorities, Encourage the establishment of community ranches
difficult access to basic services	Distant to basic education	10% of communities	14930	Females	6-18yrs	To expand and improve access to quality education infrastructure at all levels	Rigorous construction and rehabilitation of classroom blocks, Strengthen collaboration with GETFUND, DPS etc in education	Improved access to quality basic education infrastructure by 20% by the end of the planned period	Rigorous construction and rehabilitation of classroom blocks, Strengthen collaboration with GETFUND, DPS etc in education
	lack of access to internet	80% of communities	119437	Males	15+	To expand and enhance access to quality telecommunication network	Strengthen collaboration between the Assembly, GIFEC and Telcos in the provision of better services	Improved telecommunication network coverage from 40% to 75% by the end of the planned period	Strengthen collaboration between the Assembly, GIFEC and Telcos in the provision of better services

Vulnerability Categories	Vulnerability Description	Predominant Geographical Location within Municipality	Number of People affected	Predominant Sex adversely affected [M] [F]	Predominant Age adversely affected [0-5] [5-12] [12-18] [18-25] [25-50] [50-80]	Vision: ideal scenario for 2050 (long term)	Mitigation measures to reduce impact of vulnerability in the short-medium term? (4 years' time-frame)	Likely impact of the short-medium term intervention on their vulnerability?	Mitigation measures to reduce impact of vulnerability in the medium-long term? (5-15 years)
						services by all			
health-related vulnerabilities	Physical disability	Districtwide	3,000	Females		To expand social protection programmes to cover all eligible households To promote effective participation of PWDs in governance at all levels	Promote effective consultation with the local branch of the Federation of Disables Continuous collaboration between the Assembly and Voice Ghana Extensive registration of PWDs, LEAP, indigents registration in communities Continuous disbursement of PWD funds to economically empower PWDs	Improved livelihoods of 500 PWDs annually by the end of the planned period Improved effective participation of PWD in activities of the Assembly by the end of the planned period 2% of government appointees as PWDs to the General Assembly	Promote effective consultation with the local branch of the Federation of Disables Continuous collaboration between the Assembly and Voice Ghana Extensive registration of PWDs, LEAP, indigents registration in communities Continuous disbursement of PWD funds to economically empower PWDs
	HIV/AIDS	Kpassa, Damanko and Sibi	520	Females	18+	To eliminate the incidence of HIV/AIDS and other STI's	Intensify public sensitization via radio, school clubs, religious organizations and other media on the virus Strengthen school clubs especially at the second cycle institutions to include HIV/AIDS activities in their programmes	Reduced incidence of HIV/AIDS from ..to …by the end Reduce new infections by ..% by the end of the planned period	Intensify public sensitization via radio, school clubs, religious organizations and other media on the virus Strengthen school clubs especially at the second cycle institutions to include HIV/AIDS activities in their programmes
environmental	lack of trees/vege	30% of communities	44788.8	Females	all ages	To ensure resilience	Promote tree planting in communities,	Reduced impact of climate change on households by 10%	Promote tree planting in communities, Strengthen

Vulnerability Categories	Vulnerability Description	Predominant Geographical Location within Municipality	Number of People affected	Predominant Sex adversely affected [M] [F]	Predominant Age adversely affected [0-5] [5-12] [12-18] [18-25] [25-50] [50-80]	Vision: ideal scenario for 2050 (long term)	Mitigation measures to reduce impact of vulnerability in the short-medium term? (4 years' time-frame)	Likely impact of the short-medium term intervention on their vulnerability?	Mitigation measures to reduce impact of vulnerability in the medium-long term? (5-15 years)
vulnerability	tation					against the impact of climate change at all levels	Strengthen stakeholder (traditional authorities etc) engagement on the need to protect the environment, Strengthen collaboration with Forestry Commission, NADMO, Fire Service, other Agencies and DPs to mitigate the impact of climate change	annually by the end of the planned period	stakeholder (traditional authorities etc) engagement on the need to protect the environment, Strengthen collaboration with Forestry Commission, NADMO, Fire Service, other Agencies and DPs to mitigate the impact of climate change
	Windstorm	Nyambong, Tutukpene, Brewaniase, Bonakye, Nkwanta, Kecheibi, Odumase, Keri, Kue	50,000	Females	all ages	To protect and preserve the natural environment including forest in a sustainable manner	Promote tree planting in communities, Strengthen stakeholder (traditional authorities etc) engagement on the need to protect the environment, Strengthen collaboration with Forestry Commission, NADMO, Fire Service, other Agencies and DPs to mitigate the impact of climate change	Reduced impact of climate change on households by 10% annually by the end of the planned period	Promote tree planting in communities, Strengthen stakeholder (traditional authorities etc) engagement on the need to protect the environment, Strengthen collaboration with Forestry Commission, NADMO, Fire Service, other Agencies and DPs to mitigate the impact of climate change
identity/ethnic vulnerability	Children out of school especially girls	Municipalitywide		Females	6-18yrs	To enhance access to quality education by all at all levels	Promote send your girls child to school campaign Community sensitization on the need to send girls to school	Reduced drop-out rate by 30% especially among girls at basic school level annually	Promote send your girls child to school campaign Community sensitization on the need to send girls to school

Vulnerability Categories	Vulnerability Description	Predominant Geographical Location within Municipality	Number of People affected	Predominant Sex adversely affected [M] [F]	Predominant Age adversely affected [0-5] [5-12] [12-18] [18-25] [25-50] [50-80]	Vision: ideal scenario for 2050 (long term)	Mitigation measures to reduce impact of vulnerability in the short-medium term? (4 years' time-frame)	Likely impact of the short-medium term intervention on their vulnerability?	Mitigation measures to reduce impact of vulnerability in the medium-long term? (5-15 years)
	Children living and working on the streets	Nkwanta, Brewaniase, Bonakye, Kabiti	2,000	Females	6-16yrs	To promote and protect the rights of every child from all forms of abuse	Institute Community Child Protection Committees (CCPCs) Embark on community sensitization programmes on the rights of the child Effective collaboration between NGO's and the Assembly on the implementation of child protection programmes Inclusion of child protection laws in the Assembly's bye-law Institute Helpline of Hope to aid in reporting at the community level	Reduced child related abuse cases by 40% by the end of the planned period	Institute Community Child Protection Committees (CCPCs) Embark on community sensitization programmes on the rights of the child Effective collaboration between NGO's and the Assembly on the implementation of child protection programmes Inclusion of child protection laws in the Assembly's bye-law Institute Helpline of Hope to aid in reporting at the community level
	Children involved in hazardous labour (mining, fishing, farming)	Kabiti, Ofosu Battor, B-Zongo, Gyato Akura, Kue,	2000	Males	6-18 years	To reduce the incidence of child labour and exploitation to the minimum level.	Institute Community Child Protection Committees (CCPCs) Embark on community sensitization programmes on the rights of the child Effective collaboration between NGO's and the Assembly on the implementation of child	Reduce child abuse and child trafficking cases by 40% by the end of the plan period	Institute Community Child Protection Committees (CCPCs) Embark on community sensitization programmes on the rights of the child Effective collaboration between NGO's and the Assembly on the implementation of child protection programmes

Vulnerability Categories	Vulnerability Description	Predominant Geographical Location within Municipality	Number of People affected	Predominant Sex adversely affected [M] [F]	Predominant Age adversely affected [0-5] [5-12] [12-18] [18-25] [25-50] [50-80]	Vision: ideal scenario for 2050 (long term)	Mitigation measures to reduce impact of vulnerability in the short-medium term? (4 years' time-frame)	Likely impact of the short-medium term intervention on their vulnerability?	Mitigation measures to reduce impact of vulnerability in the medium-long term? (5-15 years)
							Pprotection programmes Conduct surveillance on the volta to arrest the perpetrators of child trafficking.		Inclusion of child

Appendix III: DISASTER PRONED COMMUNITIES

S/N	TOWN/VILLAGE	RAINSTORM	BUSHFIRE	DROUGHT	MITIGATING MEASURES	GPS COORDINATES	
01	DAMANKO	1.	2.	3.	SENSITISATION	LONGITUDE	LATITUDE
02	KANBOMWULE	4.	5.	6.	SENSITISATION		
03	DANLADI	7.	8.	9.	SENSITISATION		
04	KPASSA	10.	11.	12.	SENSITISATION		
05	OGYIRE	13.	14.	15.	SENSITISATION		
06	PIBILLA	16.	17.		SENSITISATION		
07	LEMINA	18.	19.	20.	SENSITISATION		
08	TINJASI	21.	22.	23.	SENSITISATION		
09	NABU	24.	25.	26.	SENSITISATION		
10	MAMA AKURA	27.	28.	29.	SENSITISATION		
11	GBORSIKE	30.	31.	32.	SENSITISATION		
12	LAKOR	33.	34.	35.	SENSITISATION		
13	MORLA	36.	37.	38.	SENSITISATION/FIRE BELTS		
14	SIBI	39.	40.	41.	SENSITISATION/FIRE BELTS/TREE PLANTING		
15	KONI	42.	43.	44.	SENSITISATION		

Appendix IV: Communities not connected to the National Grid and Telecommunication

	Communities	Population	Electricity	Telecommunication
1	Bluyakope	120	45.	46.
2	Jakpa Akura	220	47.	48.
3	Kpato	97	49.	50.
4	Jeldor	154	51.	52.
5	Ogandor	171	53.	54.
6	Isor Akura	132	55.	56.
7	Agba Akura	244	57.	58.
8	Ujeja Akura	98	59.	60.
9	Tete Akura	196	61.	62.
10	Aturo Akura	56	63.	64.
11	Gbango Akura	240	65.	66.
12	Anumantu	78	67.	68.
13	Majimaji	230	69.	70.
14	Gborsikeral	341	71.	72.
15	Ahundo Akura	116	73.	74.
16	Donkor Akura	266	75.	76.

17	Nabu Akura	3276	77.	78.
18	Lemina	958	79.	80.
19	Yalanjor	206	81.	82.
20	Mutaba	201	83.	84.
21	Gbango Akura	240	85.	86.
22	Bajiribu	80	87.	88.
23	Gbanyak Akura	158	89.	90.
24	Addae Akura	50	91.	92.
25	Obunja Akura	1487	93.	94.
26	Dajia Akura	92	95.	96.
27	Chala Akura	102	97.	98.
28	Sibi-Latsa	306	99.	
29	Kpalinkpalin No. 1 And 2	376	100.	101.
3O	Matiase Kope	110	102.	103.
31	Pomadi Kope	92	104.	
32	Abrewankor	154	105.	
33	Sruku	87	106.	
34	Adabraka Kope	84	107.	108.
35	Morla No. 3	147	109.	110.
36	Ojagandor	50	111.	112.
37	Koni No. 1	298	113.	114.
38	Koni No. 2	733	115.	116.
39	Nampalbein	85	117.	118.
40	Sibi Baduli	87	119.	
41	Nanjingon	372	120.	121.
42	Suale Akura	190	122.	123.
43	Merimeri	172	124.	
44	Mpoanmordor	102	125.	126.
45	Nikaldor	76	127.	128.
46	Tajidor	103	129.	130.
47	Yagban Akura	333	131.	132.
38	Boryi Akura	67	133.	
39	Bator No. 1	87	134.	
50	Challei Akura	92	135.	136.

The other energy challenge of the District is newly developed areas and emerging Towns not connected to the National Grid. Since 2012 when the District was connected to the National Grid, the settlement in Kpassa, Damanko, Sibi, Tinjasi, Nabu, Koni 1&2 and rest of the

communities have grown more than 200% but any major extension exercise has not yet taken place.

Appendix III: Strategic Environmental Assessment (SEA)

The programmes and projects developed for the planning horizon; 2022-2025 were subjected to the SEA using the Compound Matrix and Sustainability Test tool to determine their environmental sustainability along the parameters of livelihood, health, vulnerability/climate change issues and institutional.

The analysis was undertaken in relation to the effects of the identified objectives on the poverty dimension of livelihood, health, and climate change and institutional.

The following symbols explained in the matrix below were used to record the results of the analysis;

Scale	**?**	**-**	**0**	**+**
Effects	Conditions are uncertain	**Conditions are likely to be negative**	**Conditions are likely to be neutral**	**Conditions are likely to be positive**
Colour	Black	Red	Yellow	Green

Table 3.7 provides details of the assessment

Appendix III: Showing the Compound Matrix and Sustainability Test Tool of developed Objectives

No.	Poverty Dimension	Livelihood					Health				Climate Change						Institutional		
	Objectives / Env'tal Component	Access to water	Access to land	Access to timber resources	Wildlife	Non-timber forest products	Water quality	Sanitation	Air quality	Non-timber forest products (medicinal plants)	Drought	Bushfire	Floods	Degradation	Crisis and conflict	Epidemics	Adherence to democratic principle	Human rights	Access to information
1	To improve IGF performance by 10% annually within the planned period	+	0	0	0	0	+	+	0	0	+	+	+	+	+	+	+	+	0
2	To facilitate access to soft credit facilities by 100 registered SME's annually	0	+	?	?	?	0	+	?	?	?	?	0	0	0	0	0	0	0
3	To facilitate the registration of 100 SME's annually with the Registrar General's Department and the Assembly	0	0	0	0	0	0	0	0	0	0	0	0	0	0	0	0	0	0
4	To reduce staff housing deficits from 70% to 60%	0	0	0	0	0	0	0	0	0	0	0	0	0	0	0	0	0	0
5	To facilitate the formation and strengthening of 20 retail groups by the end of the planned period	0	0	0	0	0	0	0	0	0	0	0	0	0	0	0	0	0	0
6	To improve irrigation farming by 20% by the end of the planned period	+	+	0	0	0	0	0	0	0	+	0	-	0	0	0	0	0	0
7	To reduce post-harvest losses from 40% to 10% by the end of the planned period	0	0	0	0	0	0	0	0	0	0	0	-	-	0	0	0	0	0
8	To reduce extension agent-farmer ratio from 1:25,000 to 1:1,500 by the end of the planned period	+	0	0	0	0	+	+	0	0	0	0	0	0	0	0	0	0	0
9	To improve BECE performance from 25% to 50% by the end of the planned period	0	0	0	0	0	0	0	0	0	0	0	0	0	0	0	0	+	0
10	To reduce drop-out rate by from 30% to 10% especially among girls at basic	0	0	0	0	0	0	0	0	0	0	0	0	0	0	0	0	+	0

No.	Poverty Dimension	Livelihood					Health				Climate Change						Institutional		
	Env'tal Component / Objectives	Access to water	Access to land	Access to timber resources	Wildlife	Non-timber forest products	Water quality	Sanitation	Air quality	Non-timber forest products (medicinal plants)	Drought	Bushfire	Floods	Degradation	Crisis and conflict	Epidemics	Adherence to democratic principle	Human rights	Access to information
	school level annually																		
11	To improve access to quality basic education infrastructure by 20% by the end of the planned period	0	0	0	0	0	0	0	0	0	0	0	0	0	0	0	0	+	0
12	To improve CHPS coverage and functionality from 90% to 100% by the end of the planned period	0	0	0	0	0	0	0	0	0	0	0	0	0	0	0	0	+	0
13	To upgrade two (2) CHPS Compounds to health centers by the end of the planned period	0	0	0	0	0	0	0	0	0	0	0	0	0	0	0	0	+	0
14	To reduce the incidence of starvation especially among children under 12yrs by 50% by the end of the planned period	+	0	0	0	0	0	0	0	0	+	0	0	0	+	+	0	+	0
15	To promote effective and efficient referral services in 30 electoral areas by the end of the planned period	0	0	0	0	0	0	0	0	0	0	0	0	0	0	0	0	0	0
16	To reduce the prevalence rate of the virus from 1.5% to 0.5% by the end of the planned period	0	0	0	0	0	0	0	0	0	0	0	0	0	0	+	0	0	0
17	To reduce child marriages from 80% to 40% by the end of the planned period	0	0	0	0	0	0	0	0	0	0	0	0	0	0	0	0	+	0
18	To reduce unemployment among the economically active age group levels from 31.7% to 20% by the end of the planned period	0	0	0	0	0	0	0	0	0	0	0	0	0	0	0	0	0	0

No.	Poverty Dimension	Livelihood					Health				Climate Change						Institutional		
	Objectives / Env'tal Component	Access to water	Access to land	Access to timber resources	Wildlife	Non-timber forest products	Water quality	Sanitation	Air quality	Non-timber forest products (medicinal plants)	Drought	Bushfire	Floods	Degradation	Crisis and conflict	Epidemics	Adherence to democratic principle	Human rights	Access to information
19	To ensure the construction of market shed and stalls in 3 markets by the end of the planned period	0	0	0	0	0	0	0	0	0	0	0	0	0	0	0	0	0	0
20	To ensure the development of lorry park	0	0	0	0	0	0	0	0	0	0	0	0	0	0	0	0	0	0
21	To ensure the effective operationalization of 200 WSMTs by the end of the planned period	+	0	0	0	0	+	+	0	0	0	0	0	0	0	0	0	+	0
22	To improve safe water coverage from 70% to 90% by the end of the planned period	+	0	0	0	0	+	+	0	0	0	0	0	0	0	0	0	+	0
23	To improve ODF coverage by 100% by the end of the planned period	+	0	0	0	0	+	+	0	0	0	0	0	0	0	0	0	0	0
24	To reduce child related abuse cases by 40% by the end of the planned period	0	0	0	0	0	0	0	0	0	0	0	0	0	0	0	0	0	0
25	To facilitate an increase in the posting of women to public offices by 15% by the end of the planned period	0	0	0	0	0	0	0	0	0	0	0	0	0	0	0	+	0	0
26	To increase women representation at the General Assembly by 40% annually	0	0	0	0	0	0	0	0	0	0	0	0	0	0	0	+	0	0
27	To improve gender-based planning and budgeting by 20% annually	0	0	0	0	0	0	0	0	0	0	0	0	0	0	0	+	0	0
28	To ensure the development of football stadium by the end of the planned period	0	0	0	0	0	0	0	0	0	0	0	0	0	0	0	0	0	0
29	To increase the percentage of registered indigents onto NHIS by 20% annually	0	0	0	0	0	0	0	0	0	0	0	0	0	0	0	0	+	0

No.	Poverty Dimension	Livelihood					Health				Climate Change						Institutional		
	Objectives / Env'tal Component	Access to water	Access to land	Access to timber resources	Wildlife	Non-timber forest products	Water quality	Sanitation	Air quality	Non-timber forest products (medicinal plants)	Drought	Bushfire	Floods	Degradation	Crisis and conflict	Epidemics	Adherence to democratic principle	Human rights	Access to information
30	To increase LEAP beneficiary households by 30% by the end of the planned period	0	0	0	0	0	0	0	0	0	0	0	0	0	0	0	0	0	0
31	To improve the livelihoods of 500 PWDs annually by the end of the planned period	0	0	0	0	0	0	0	0	0	0	0	0	0	0	0	0	+	0
33	To ensure an increase in the number of tourists visits by 20% annually by the end of the planned period	0	0	0	0	0	0	0	0	0	0	0	0	0	0	0	0	0	0
34	To ensure the establishment of a cassava processing factory by the end of the planned period	0	0	0	0	0	0	0	0	0	0	0	0	0	0	0	0	0	0
35	To reduce the rate of forest degradation by 10% annually by the end of the planned period	0	0	0	0	0	0	0	0	0	0	0	0	+	0	0	0	0	0
36	To promote sustainable felling of trees especially rosewood by the end of the planned period	0	0	0	0	0	0	0	0	0	0	0	0	+	0	0	0	0	0
37	To reduce soil degradation by 10% annually by the end of the planned period	0	0	0	0	0	0	0	0	0	0	0	0	+	0	0	0	0	0
38	To reduce the rate of bush fires by 10% annually by the end of the planned period	0	0	0	0	0	0	0	0	0	0	+	0	0	0	0	0	0	0
39	To mitigate the impact of climate change on households by 10% annually by the end of the planned period	0	0	0	0	0	0	0	0	0	+	+	+	+	0	0	0	0	0
40	To improve the safety and security of all categories of road users by the end of the planned period	0	0	0	0	0	0	0	0	0	0	0	0	0	+	0	0	0	0

No.	Poverty Dimension	Livelihood					Health				Climate Change						Institutional		
	Objectives / Env'tal Component	Access to water	Access to land	Access to timber resources	Wildlife	Non-timber forest products	Water quality	Sanitation	Air quality	Non-timber forest products (medicinal plants)	Drought	Bushfire	Floods	Degradation	Crisis and conflict	Epidemics	Adherence to democratic principle	Human rights	Access to information
42	To improve telecommunication network coverage from 40% to 75% by the end of the planned period	0	0	0	0	0	0	0	0	0	0	0	0	0	0	0	0	0	0
43	To improve access to electricity from 40% to 80% by the end of the planned period	+	0	0	0	0	0	0	0	0	0	0	0	0	0	0	0	0	0
44	To increase the number of permits issued by 100% annually by the end of the planned period	0	0	0	0	0	0	0	0	0	0	0	0	0	0	0	0	0	0
45	To reduce the incidence of flooding by 90% by the end of the planned period	0	0	0	0	0	0	0	0	0	0	0	+	0	0	0	0	0	0
46	To ensure the operationalization of three sub-district structures annually by the end of the planned period	0	0	0	0	0	0	0	0	0	0	0	0	0	0	0	0	0	+
47	To improve effective popular participation in planning, budgeting other governance activities of the Assembly by at all levels annually by the end of the planned period including PWDS	0	0	0	0	0	0	0	0	0	0	0	0	0	0	0	+	+	+
48	To improve efficiency and effectiveness of staff by the end of the planned period	0	0	0	0	0	0	0	0	0	0	0	0	0	0	0	0	0	0
49	To reduce staff accommodation deficit from 70% to 60% by the end of the planned period	0	0	0	0	0	0	0	0	0	0	0	0	0	0	0	0	0	0
50	To reduce the incidence of crime by 40% by the end of the planned period	0	0	0	0	0	0	0	0	0	0	0	0	0	+	0	0	0	0

No.	Poverty Dimension	Livelihood					Health				Climate Change						Institutional		
	Env'tal Component / Objectives	Access to water	Access to land	Access to timber resources	Wildlife	Non-timber forest products	Water quality	Sanitation	Air quality	Non-timber forest products (medicinal plants)	Drought	Bushfire	Floods	Degradation	Crisis and conflict	Epidemics	Adherence to democratic principle	Human rights	Access to information
51	To reduce the incidence of crime by 40% by the end of the planned period	**0**	**0**	**0**	**0**	**0**	**0**	**0**	**0**	**0**	**0**	**0**	**0**	**0**	**+**	**0**	**0**	**0**	**0**

NKWANTA NORTH DISTRICT ASSEMBLY

REPORT ON PUBLIC HEARING ON THE DRAFT 2022 -2025 MTDP AT KPASTEC ASSEMBLY HALL FOR ALL THE THREE AREA COUNCILS ON 14TH JULY, 2021

PARTICIPANTS LIST:

NO	NAME	SEX	DESIGNATION
1	Tadin Noah	Male	Kpassa Traditional authority
2	Ubor Nyemanan	Male	Tinjasi Traditional authority
3	Ubor Naaningar	Male	Damanko Traditional authority
4	Hon. Simal Nyofam	Male	G.A (Presiding Member)
5	Hon. O.K Bless	Male	MP
6	Hon. Yajol Amos	Male	Ogyiri
7	Hon. Magan Kofi Jonas	Male	Kofi Akura
8	Hon. Jagri Najabu John	Male	Damanko East
9	Hon. Gbilibul John Gmakam	Male	Tinjasi
10	Hon. Kitabik Isaac	Male	Abuyanaya
11	Hon. Tabanti Abraham	Male	Sibi South
12	Hon. Nteki George	Male	Kpassa North West
13	Hon. Ahu Freeman W	Male	G.A
14	Hon. Kadil Obrenya	Male	G.A
15	Hon. John Nankan	Male	G.A
16	Hon. Kwabena John U	Male	G.A
17	Hon. Dawuda Barichisu Awufor	Female	G.A
18	Hon. Fato Augustna Meliehia	Female	G.A
19	Hon. Binyandam Ernest	Male	Pibilla
20	Hon. Kiladini Isaac	Male	Nabu
21	Hon. Konya Bingan George	Male	Sibi North

22	Hon. Tawor Ngendan Francis	Male	Kabre Akura
23	Hon. Mohammed Osman	Male	Kpassa East
24	Hon. Obed Limbey	Male	Damamko West
25	Hon. Tetteh Godson	Male	Kanbomwule
26	Hon. Simon Maniin	Male	Kpassa West
27	Hon. Nlanyan Mprimbe	Male	Unit committee
28	Hon. Kabuja John	Male	Unit committee
29	Hon. Kofi Njoti	Male	Unit committee
30	Hon. Makumdal Namum	Male	Unit committee
31	Hon. Npamdo Samuel	Male	Unit committee
32	Hon. Adikanu Maweana	Male	Unit committee
33	Hon. Bekam David	Male	Unit committee
34	Hon. Nenkpol Kwasi	Male	Unit committee
35	Hon. Kodorbor Baba	Male	Unit committee
36	Hon. Kluikpa Alfred	Male	Unit committee
37	Hon. Bingman Confidence	Male	Unit committee
38	Hon. Kayan Ntisen Joseph	Male	Unit committee
39	Hon. Isaac Mabi	Male	Unit committee
40	Hon. Bintrime Ndombe	Male	Unit committee
41	Hon. Amewuga	Male	Unit committee
42	Hon. Ejon Belangman	Male	Unit committee
43	Hon. Sinban Daniel	Male	Unit committee
44	Hon. Nbo Ntikul	Male	Unit committee
45	Hon. Nleng David	Male	Unit committee
46	Hon. Lingan Timothy	Male	Unit committee
47	Hon. Liborgul K. Forster	Male	Unit committee
48	Hon. Padoo Rockson	Male	Unit committee
49	Hon. Tiguigum Abraham	Male	Unit committee
50	Hon. Nignam Solomon	Male	Unit committee

51	Hon. Muyeen Kwaku	Male	Unit committee
52	Hon. Abdulai A. Awal	Male	Unit committee
53	Hon. Nakoja Tayare	Male	Unit committee
54	Hon. David Donkor	Male	Unit committee
55	Hon. Kabuja John	Male	Unit committee
56	Hon. Alhassan Sumaila	Male	Unit committee
57	Hon. Wajah Ama Laura	Male	Unit committee
58	Hon. Bidimela Binyinne	Male	Unit committee
59	Hon. Langbo Kojo	Male	Unit committee
60	Hon. Justice Kidibey	Male	Unit committee
61	Hon. Ulor Konja	Male	Unit committee
62	Hon. Bikamba Kwabena	Male	Unit committee
63	Hon. Emmanan Lamina	Male	Unit committee
64	Hon. Landzor Emmanuel	Male	Unit committee
65	Hon. Nyamekye Tangbenim	Male	Unit committee
66	Hon. Daniel Binten	Male	Unit committee
67	Hon. Akonorku Rebbeca	Male	Unit committee
68	Hon. Tsetsekple Rose	Male	Unit committee
69	Hon. Ladzaglah Kudjo	Male	Unit committee
70	Hon. Kwasi Sando	Male	Unit committee
71	Hon. Bilinyi Kojo	Male	Unit committee
72	Hon. Kpalagachor Wumboribe	Male	Unit committee
73	Hon. Beddin Jacob	Male	Unit committee
74	Hon. Mallani Wonison	Male	Unit committee
75	Hon.Taado Kofi	Male	Unit committee
76	Hon. Nakoja Forstor	Male	Unit committee
77	Hon. Npoandan kidima	Male	Unit committee
78	Hon. Gmachayor Jonathan W.	Male	Unit committee
79	Hon. Elikdo Wunboribe	Male	Unit committee

80	Hon. Mawu Ndanbu Isaac	Male	Unit committee
81	Hon. Naja Kwaku Bismark	Male	Unit committee
82	Hon. Lydia Ntifuni.	Male	Unit committee
83	Hon. Kwabina Gusedo.	Male	Unit committee
84	Hon. Bawa Mamam.	Male	Unit committee
85	Hon. Simon Binsel.	Male	Unit committee
86	Hon. Ntikayi Yawogn	Male	Unit committee
87	Hon. Fagma Nnambi,	Male	Unit committee
88	Hon. Koya Nakpalibuil,	Male	Unit committee
89	Hon. Gmabui Sampson,	Male	Unit committee
90	Hon. Gazeri Joshua,	Male	Unit committee
91	Hon. Tiborgnan Kwasi	Male	Unit committee
92	Hon. Moajaki Kwaku David.	Male	Unit committee
93	Hon. Bolar Dasia James	Male	Unit committee
94	Hon. Uyaar Adams.	Male	Unit committee
95	Hon. Matoor Ntefuni	Male	Unit committee
96	Hon. Takobo Matthew	Male	Unit committee
97	Hon. Philip Sando	Male	Unit committee
98	Hon. Kpapu Sampson	Male	Unit committee
99	Hon. Unikpel Yamanai	Male	Unit committee
100	Hon. Jato Nignan (Dead)	Male	Unit committee
101	Hon. Nasanba Ndiponbi	Male	Unit committee
102	Mr. Sevlo Agyei	Male	District Coordinating Director
103	Mr. Alhassan Issah	Male	District Planning Officer
104	Mr. Gershion Amedo	Male	District Budget Analyst
105	Mr. Philip Tefutor	Male	District Finance Officer
106	Mr. Mahmud Abdulaziz	Male	District Director of Health Department
107	Mr. Ujaka Mark	Male	District Director of Education, Youth and Sports
108	Mr. Ernest Fugar	Male	District Director of Agriculture

109	Mr. Lokpo Theophils	Male	Director of Social Welfare/Community Development
110	Mr. Sam-Agbee Worlanyo	Male	District Director of Physical Planning Department
111	Mr. Ivan Amese	Male	District Director of Works or District Engineer
112	Mr. David Sei	Male	NADMO
113	Hon. Tadin Noah	Male	Civil Society and the Traditional Authority
114	Mr. Nurudeen Fuseini	Male	District Director, NCC
115	Ms Vicential Lannjor	Female	District Director, NFED
116	Mr. Solomon Jakanignan	Male	District Environmental Health Officer
117	Mr. John Machator Tisimbo	Male	District Coordinator, Plan Ghana
118	Mr. Danis Kuglenu	Male	District Commander, GNFS
119	Joseph Kuglo	Male	NEDCO District Director
120	Yussif Abu	Male	CWSA District Manager

4. INTRODUCTION

The 2018-2021 DMTDP terminal is 2021, hence, the need for the preparation of a successor MTDP 2022 -2025 to guide the development of the District for the next four years. To do this successfully, one most important activity is Public Hearing on Draft MTDP for the three Area Councils.

The purpose of the exercise was to give feedback to the owners of the plan on what is involved in the plan. This is to give them opportunity to see if the plan really reflects their needs and aspiration and if it is most appropriate for the development of the District at this stage.

The exercise included among other things the presentation of the highlights of the plan, presentation on the structure of the plan, presentation on the priorities of the plan. The expected output is to give feedback to the stakeholders.

5. ACTIVITIES AND METHODOLOGY/TOOLS

The following methodologies and tools were used in the exercise:

- The DPO made PowerPoint presentations on the Draft 2022 -2025 MTDP to the participants. He said, the MTDP is a collection of complementary programme, projects and activities to be implemented within the four years of the planned period and hence, the four year incremental Annul Action Plans. We have arrived at these programmes, projects and activities through performance review of the previous plan, situational analysis of the district development and communities' needs assessment where we engaged with you and solicited your inputs.

- The DPO made the second PowerPoint presentations on the structure of the plan. He said that the plan is made up of six chapters;
    i. Chapter one comprise of performance review of the previous plan, from which we expect to identify completed projects, on-going project and those which has not been implemented at all. We also expect to determine if the on-going and not implemented projects are still relevant. From which the planning drafters will determine what to do next. It also comprises situational analysis of the District development. That is, identifying the current state of the development of all sectors with respect to service delivery standards to determine the gaps.
    ii. Chapter two is made of community needs assessment being harmonized with the development issues identified under chapter one. This will help us close the gap between what the citizens see as a problem and what the service delivery standard prescribes.
    iii. Chapter three is made up of development projection with respect to development gaps identified under chapter one and two and the funds expected to use for implementation. This will shape the plan from unrealistic projections.
    iv. Chapter four is made up of composite programme of action (POA). It is the list of complementary programme, project and activities deduced from chapter one, two and three to be implemented within four years of planning cycle.
    v. Chapter five is made up of four year Action Plans which is in separation of the years that is Annual Action Plan for 2022, 2023 AAP, 2024 AAP and 2025AAP. These plans are subject to change relative to the implementation status and the circumstances of the previous year.
    vi. Chapter six is made of communication plan and M&E plan; whiles the former help us to establish the channel of communicating with the communities, the plan to all stakeholders and potential funding sources, the latter measures the indicators of quality implementation and assurance of Projects and Programmes to ensure value for money.

Public Hearing are also held where opportunities are given to the beneficiaries, stakeholders, civil society organisations, development partners and the District citizenry to make inputs, shape or raise concerns that needed attention to be incorporated into the Medium-Term Development Plan.

6. FINDINGS/OUTPUT/MAJOR CONCERNS

The following were some of the corrections, suggestions and concerns raised:

1. The Kpassa traditional council demanded for the construction of a District Education Complex. The DCD responded that, the plan is shaped the expected funds that will flow to the Assembly, and that fund cannot support the construction of educational complex. However, we can include against GETFUND which we don’t have control over. The meeting agreed with DCD position.

2. Construction of Kpassa new Market into Ultra-Modern Market in the Eastern Corridor. It was suggested that the size of our new market has all the potentials of developing it into an ultra-modern Market in the Eastern Corridor of Ghana. It has all that it takes to construct stores, ware house, lorry park, Creche and Primary 1- 3 for traders kids, clinic, Guest house and bathrooms, police station, bank, abattoir, water plant and an installed solar lighting system. "It was a brilliant idea" expressed by the DPO. However, it is a huge investment and we can go into Public Private Partnership arrangement to be enabled us execute such an investment. "We would explore the opportunities" he added.
3. The impasse between Traditional Authorities over the District Hospital land be resolved to enable us benefit for the Agenda 111 package. The Hon. DCE expressed his worry over the issue and impressed upon all stakeholders to assist in the resolution of issue and if not, we might be losing the project we so much desired. The Government is expecting a joint communiqué from the Chiefs before they come to site.

Hon. Isaac Kiladini expressed that "the concern that the tensions are coming down and we are hoping

to over-come the issue in due course".

4. Hippopotamus Tourist site development. The Hon. Member of Sibi Electoral Area expressed the concern of the high potential of developing the hippopotamus sanctuary at Chala and its environs and the District should more serious on it. The DCD explained that management is contact with the Department of Game and Wildlife who are the experts in the field come and assess the potential and give recommendation as how we exploit the potential. They are the experts mandated to handle issues concerning wild animals.
5. It was also suggested that, copies of the plan be given to all participant after compilation. The DCD responded that, it is part of the initial arrangement for copies to be given to all Area Councils/ Assembly members, Traditional authorities, identified Civil Society Organisations and Development Partners to tailor their interventions to achieving our Vision, Goals and Objectives as a District.

7. CHALLENGES

The following are some of the challenges encountered during the exercise:

1. Focus challenge; participant nearly diverted the mandate of the meeting to something else.
2. Lateness challenge; most of the participants came late and draw the meeting back to issues already discussed.
3. Party politics lens featured prominently in the deliberation to the detriment of development.

8. CONCLUSION

Despite the latter challenges, the exercise in general was successful in the sense that, the objective of letting them know what we planning to achieve in the years ahead had been made known to them and their support solicited in the implementation, monitoring and evaluation to measure achievements at the end of every year and the planned period.

9. RECOMMENDATION :

The following are some recommendations:

1. MTDP Compilation committee should finalize the document and submit as soon as possible.
2. Abridged Versions be made available to all stakeholders in the implementation process to serve as a guide to them.

Acceptance of Inspection Report:

Name	Designation	Signature
……	……	…….....
……	……	…….....
……	……	…….....